

# Site Assessment Report

Prepared By: Stephan Robinson



**GULF FWY LA MARQUE TX 77568**

**\$ 112,750**

## Property Details

APN ID:	612010	Lot Area:	86728
Type:		Year Built:	0000
Building Area:		Source:	County Property Records

## Legal Description

VAUTHIER REPLAT (2016) ABST 2, Lot 2, ACRES 1.991

## Ownership Information

Current Owner: ANKAR CANDICE  
 Address: GULF FWY  
 LA MARQUE TX 77568  
 Owner Since: 2016-04-22

## Assessed Value Information

Tax Year: 2017  
 Land Value: \$ 112,750  
 Improvement Value: \$ 0  
 Assessed Value: \$ 112,750

Disclaimer: The information provided on KOMREAL.com has been obtained from public and private sources believed to be accurate and reliable. While we do not doubt their accuracy, we have not verified the information and make no guarantees, warranties or representations about their accuracy. It is your responsibility to independently confirm the accuracy and validity of any information provided on KOMREAL.com.

## Deed Records

---

No Deed Records available for this property

## Taxable Entity Record

---

No Taxable entity Record available for this property

# Demographic Details

**Radius  
1 mile**

## **Ethnicity**

2018 White alone	6,313
2018 Black or African American alone	7,424
2018 American Indian and Alaska Native alone	102
2018 Asian alone	72
2018 Native Hawaiian and OPI alone	6
2018 Some Other Race alone	912
2018 Two or More Races alone	354

## **Hispanic or Latino Origin**

2018 Hispanic	2,931
2018 Not Hispanic	12,252
2018 Not Hispanic: White alone	4,559
2018 Not Hispanic: Black or African American alone	7,338
2018 Not Hispanic: American Indian and Alaska Native alone	56
2018 Not Hispanic: Asian alone	61
2018 Not Hispanic: Native Hawaiian and OPI alone	3
2018 Not Hispanic: Some Other Race alone	21
2018 Not Hispanic: Two or More Races	214
2018 Hispanic: White alone	1,754
2018 Hispanic: Black or African American alone	86
2018 Hispanic: American Indian and Alaska Native alone	46
2018 Hispanic: Asian alone	11
2018 Hispanic: Native Hawaiian and OPI alone	3
2018 Hispanic: Some Other Race alone	891
2018 Hispanic: Two or More Races	140

## **Asian Origin**

2018 Asian alone: Asian Indian	37,966,522
2018 Asian alone: Bangladeshi	1,665,484
2018 Asian alone: Cambodian	2,949,006
2018 Asian alone: Chinese (except Taiwanese)	40,723,554
2018 Asian alone: Filipino	32,778,760
2018 Asian alone: Hmong	3,144,403
2018 Asian alone: Indonesian	772,139
2018 Asian alone: Japanese	9,549,246
2018 Asian alone: Korean	18,519,401
2018 Asian alone: Laotian	2,413,970
2018 Asian alone: Malaysian	176,545
2018 Asian alone: Pakistani	4,759,758
2018 Asian alone: Sri Lankan	462,975
2018 Asian alone: Taiwanese	2,488,933
2018 Asian alone: Thai	2,044,193
2018 Asian alone: Vietnamese	20,081,983
2018 Asian alone: Other Asian, specified	6,903,809
2018 Asian alone: Other Asian, not specified	2,817,794

## **Ancestry**

2018 Ancestry: American	670
2018 Ancestry: Arab	5
2018 Ancestry: British	4
2018 Ancestry: Czech	146

**Ancestry**

2018 Ancestry: Danish	31
2018 Ancestry: Dutch	19
2018 Ancestry: English	617
2018 Ancestry: European	27
2018 Ancestry: French (except Basque)	285
2018 Ancestry: French Canadian	8
2018 Ancestry: German	918
2018 Ancestry: Greek	5
2018 Ancestry: Hungarian	18
2018 Ancestry: Irish	798
2018 Ancestry: Italian	450
2018 Ancestry: Lithuanian	3
2018 Ancestry: Norwegian	17
2018 Ancestry: Polish	200
2018 Ancestry: Portuguese	11
2018 Ancestry: Russian	14
2018 Ancestry: Scotch-Irish	80
2018 Ancestry: Scottish	56
2018 Ancestry: Slovak	7
2018 Ancestry: Subsaharan African	135
2018 Ancestry: Swedish	53
2018 Ancestry: Swiss	14
2018 Ancestry: Ukrainian	4
2018 Ancestry: Welsh	22
2018 Ancestry: West Indian (except Hispanic groups)	20
2018 Ancestry: Other groups	8,680
2018 Ancestry: Unclassified or not reported	1,866

**Sex & Age**

2018 Total Population	15,183
2018 Total population: Under 5 years	982
2018 Total population: 5 to 9 years	1,056
2018 Total population: 10 to 14 years	1,011
2018 Total population: 15 to 19 years	972
2018 Total population: 20 to 24 years	935
2018 Total population: 25 to 29 years	879
2018 Total population: 30 to 34 years	969
2018 Total population: 35 to 39 years	836
2018 Total population: 40 to 44 years	727
2018 Total population: 45 to 49 years	830
2018 Total population: 50 to 54 years	1,085
2018 Total population: 55 to 59 years	1,162
2018 Total population: 60 to 64 years	1,121
2018 Total population: 65 to 69 years	846
2018 Total population: 70 to 74 years	621
2018 Total population: 75 to 79 years	448
2018 Total population: 80 to 84 years	342
2018 Total population: 85 years and over	361
2018 Total population: Median age	40
2018 Total population: 18 Yrs and over	11,581
2018 Total population: 18 Yrs and over median age	50
2018 Total population: 18 to 19 years	419
2018 Male population	7,128

## Sex & Age

2018 Male population: Under 5 years	518
2018 Male population: 5 to 9 years	553
2018 Male population: 10 to 14 years	495
2018 Male population: 15 to 19 years	500
2018 Male population: 20 to 24 years	444
2018 Male population: 25 to 29 years	413
2018 Male population: 30 to 34 years	459
2018 Male population: 35 to 39 years	386
2018 Male population: 40 to 44 years	347
2018 Male population: 45 to 49 years	389
2018 Male population: 50 to 54 years	510
2018 Male population: 55 to 59 years	506
2018 Male population: 60 to 64 years	515
2018 Male population: 65 to 69 years	384
2018 Male population: 70 to 74 years	269
2018 Male population: 75 to 79 years	171
2018 Male population: 80 to 84 years	129
2018 Male population: 85 years and over	140
2018 Male population: Median age	37
2018 Male population: 18 Yrs and over	5,265
2018 Male population: 18 Yrs and over median age	49
2018 Male population: 18 to 19 years	203
2018 Female population	8,055
2018 Female population: Under 5 years	464
2018 Female population: 5 to 9 years	503
2018 Female population: 10 to 14 years	516
2018 Female population: 15 to 19 years	472
2018 Female population: 20 to 24 years	491
2018 Female population: 25 to 29 years	466
2018 Female population: 30 to 34 years	510
2018 Female population: 35 to 39 years	450
2018 Female population: 40 to 44 years	380
2018 Female population: 45 to 49 years	441
2018 Female population: 50 to 54 years	575
2018 Female population: 55 to 59 years	656
2018 Female population: 60 to 64 years	606
2018 Female population: 65 to 69 years	462
2018 Female population: 70 to 74 years	352
2018 Female population: 75 to 79 years	277
2018 Female population: 80 to 84 years	213
2018 Female population: 85 years and over	221
2018 Female population: Median age	42
2018 Female population: 18 Yrs and over	6,316
2018 Female population: 18 Yrs and over median age	51
2018 Female population: 18 to 19 years	216

## Marital Status

2018 Marital Status: Population 15 years and over - Never married	3,588
2018 Marital Status: Population 15 years and over - Now married	4,991
2018 Marital Status: Population 15 years and over - Separated	401

**Marital Status**

2018 Marital Status: Population 15 years and over - Widowed	1,184
2018 Marital Status: Population 15 years and over - Divorced	1,970
2018 Marital Status: Male 15 years and over - Never married	1,880
2018 Marital Status: Male 15 years and over - Now married	2,439
2018 Marital Status: Male 15 years and over - Separated	176
2018 Marital Status: Male 15 years and over - Widowed	187
2018 Marital Status: Male 15 years and over - Divorced	880
2018 Marital Status: Female 15 years and over - Never married	1,708
2018 Marital Status: Female 15 years and over - Now married	2,552
2018 Marital Status: Female 15 years and over - Separated	225
2018 Marital Status: Female 15 years and over - Widowed	997
2018 Marital Status: Female 15 years and over - Divorced	1,090

**Educational Attainment, Age 25+**

2018 Educational Attainment: No schooling completed	127
2018 Educational Attainment: Nursery to 4th grade	5
2018 Educational Attainment: 5th and 6th grade	109
2018 Educational Attainment: 7th and 8th grade	189
2018 Educational Attainment: 9th grade	238
2018 Educational Attainment: 10th grade	269
2018 Educational Attainment: 11th grade	269
2018 Educational Attainment: 12th grade, no diploma	303
2018 Educational Attainment: High school graduate, GED, or alternative	3,603
2018 Educational Attainment: Some college, less than 1 year	791
2018 Educational Attainment: Some college, 1 or more years, no degree	2,126
2018 Educational Attainment: Associate's degree	819
2018 Educational Attainment: Bachelor's degree	895
2018 Educational Attainment: Master's degree	367
2018 Educational Attainment: Professional school degree	61
2018 Educational Attainment: Doctorate degree	56

**School Enrollment by Level of School for the Population 3 Years and Over**

2018 School enrollment: Population 3 years and over	14,613
2018 School enrollment: Enrolled in nursery school, preschool	314
2018 School enrollment: Enrolled in kindergarten	258
2018 School enrollment: Enrolled in grade 1 to grade 4	846
2018 School enrollment: Enrolled in grade 5 to grade 8	924
2018 School enrollment: Enrolled in grade 9 to grade 12	943
2018 School enrollment: Enrolled in college, undergraduate years	618
2018 School enrollment: Graduate or professional school	89
2018 School enrollment: Not enrolled in school	10,621

**Languages Spoken at Home, Age 5+**

2018 Language Spoken at Home: Speak only English	12,065
2018 Language Spoken at Home: Spanish or Spanish Creole	1,953
2018 Language Spoken at Home: French (incl. Patois, Cajun)	18
2018 Language Spoken at Home: French Creole	10
2018 Language Spoken at Home: Italian	4

**Languages Spoken at Home, Age 5+**

2018 Language Spoken at Home: Portuguese or Portuguese Creole	1
2018 Language Spoken at Home: German	24
2018 Language Spoken at Home: Yiddish	0
2018 Language Spoken at Home: Other West Germanic languages	1
2018 Language Spoken at Home: Scandinavian languages	0
2018 Language Spoken at Home: Greek	0
2018 Language Spoken at Home: Russian	1
2018 Language Spoken at Home: Polish	50
2018 Language Spoken at Home: Serbo-Croatian	0
2018 Language Spoken at Home: Other Slavic languages	5
2018 Language Spoken at Home: Armenian	0
2018 Language Spoken at Home: Persian	0
2018 Language Spoken at Home: Gujarathi	0
2018 Language Spoken at Home: Hindi	0
2018 Language Spoken at Home: Urdu	0
2018 Language Spoken at Home: Other Indic languages	0
2018 Language Spoken at Home: Other Indo-European languages	0
2018 Language Spoken at Home: Chinese	9
2018 Language Spoken at Home: Japanese	0
2018 Language Spoken at Home: Korean	0
2018 Language Spoken at Home: Mon-Khmer, Cambodian	0
2018 Language Spoken at Home: Hmong (Miao)	0
2018 Language Spoken at Home: Thai	0
2018 Language Spoken at Home: Laotian	0
2018 Language Spoken at Home: Vietnamese	3
2018 Language Spoken at Home: Other Asian languages	0
2018 Language Spoken at Home: Tagalog	31
2018 Language Spoken at Home: Other Pacific Island languages	0
2018 Language Spoken at Home: Navajo	0
2018 Language Spoken at Home: Other Native North American languages	0
2018 Language Spoken at Home: Hungarian	0
2018 Language Spoken at Home: Arabic	0
2018 Language Spoken at Home: Hebrew	0
2018 Language Spoken at Home: African languages	26
2018 Language Spoken at Home: Other and unspecified languages	0

**Households**

2018 Family Households	3,807
2018 Nonfamily Households	1,801
2018 Group Quarters Population	48

**Households by Number of Vehicles**

2018 Households: No vehicle available	599
2018 Households: 1 vehicle available	2,079
2018 Households: 2 vehicles available	2,090
2018 Households: 3 vehicles available	506
2018 Households: 4 vehicles available	251

**Households**

2018 Households: 5 or more vehicles available 83

**Household Income**

2018 Household income: Less than \$10,000	551
2018 Household income: \$10,000 to \$14,999	575
2018 Household income: \$15,000 to \$19,999	367
2018 Household income: \$20,000 to \$24,999	463
2018 Household income: \$25,000 to \$29,999	286
2018 Household income: \$30,000 to \$34,999	218
2018 Household income: \$35,000 to \$39,999	283
2018 Household income: \$40,000 to \$44,999	480
2018 Household income: \$45,000 to \$49,999	259
2018 Household income: \$50,000 to \$59,999	343
2018 Household income: \$60,000 to \$74,999	510
2018 Household income: \$75,000 to \$99,999	442
2018 Household income: \$100,000 to \$124,999	442
2018 Household income: \$125,000 to \$149,999	211
2018 Household income: \$150,000 to \$199,999	117
2018 Household income: \$200,000 or more	61

2018 Household income: Median \$ 37,338

2018 Household income: Aggregate \$ 310,674,305

2018 Household income: Average \$ 53,322

**Family Households**

2018 Households: Own children under 18	1,506
2018 Households: Own children under 6 only	315
2018 Households: Own children under 6 and 6 to 17	365
2018 Households: Own children 6 to 17 only	826
2018 Households: No own children under 18	4,102

2018 Husband-wife family 2,247

2018 Husband-wife family: Own children under 18 749

2018 Husband-wife family: Own children under 6 only 147

2018 Husband-wife family: Own children under 6 and 6 to 17 183

2018 Husband-wife family: Own children 6 to 17 only 419

2018 Husband-wife family: No own children under 18 1,498

2018 Other family 1,560

2018 Other family: Male householder, no wife 333

2018 Male householder, no wife: Own children under 18 139

2018 Male householder, no wife: Own children under 6 only 45

2018 Male householder, no wife: Own children under 6 and 6 to 17 30

2018 Male householder, no wife: Own children 6 to 17 only 64

2018 Male householder, no wife: No own children under 18 194

2018 Other family: Female householder, no husband 1,227

2018 Female householder, no husband: Own children under 18 618

2018 Female householder, no husband: Own children under 6 only 123

2018 Female householder, no husband: Own children under 6 and 6 to 17 152

2018 Female householder, no husband: Own children 6 to 17 only 343

## Family Households

2018 Female householder, no husband: No own children under 18 609

## Households by household size

2018 Family households: 2-person household	1,385
2018 Family households: 3-person household	860
2018 Family households: 4-person household	844
2018 Family households: 5-person household	465
2018 Family households: 6-person household	144
2018 Family households: 7-or-more-person household	109
2018 Nonfamily households: 1-person household	1,542
2018 Nonfamily households: 2-person household	218
2018 Nonfamily households: 3-person household	23
2018 Nonfamily households: 4-person household	16
2018 Nonfamily households: 5-person household	2
2018 Nonfamily households: 6-person household	0
2018 Nonfamily households: 7-or-more-person household	0

## Occupation & Commute to work

### Workers

2018 Workers 16 years and over	5,785
2018 Workers 16 years and over who did not work at home	5,751
2018 Workers 16 years and over who work at home	34

### Civilian Employed Population 16 Years and Over

2016 Civilian employed population 16 years and over 5,880

### Industry for the Civilian Employed Population 16 Years and Over

2018 Industry: Agriculture, forestry, fishing and hunting, and mining	57
2018 Industry: Construction	505
2018 Industry: Manufacturing	447
2018 Industry: Wholesale trade	77
2018 Industry: Retail trade	594
2018 Industry: Transportation and warehousing, and utilities	346
2018 Industry: Information	72
2018 Industry: Finance, insurance, real estate, and rental and leasing	340
2018 Industry: Professional, scientific, and management	540
2018 Industry: Educational services, health care and social assistance	1,550
2018 Industry: Arts, entertainment, accommodation and food services	790
2018 Industry: Other services, except public administration	280
2018 Industry: Public administration	282

### Occupation for the Civilian Employed Population 16 Years and Over

2018 Occupation: Management	568
2018 Occupation: Business and financial operations	169
2018 Occupation: Computer and mathematical	69
2018 Occupation: Architecture and engineering	29

**Occupation & Commute to work**

2018 Occupation: Life, physical, and social science	26
2018 Occupation: Community and social service	67
2018 Occupation: Legal	62
2018 Occupation: Education, training, and library	320
2018 Occupation: Arts, design, entertainment, sports, and media	46
2018 Occupation: Health diagnosing and treating practitioners	206
2018 Occupation: Health technologists and technicians	126
2018 Occupation: Healthcare support	293
2018 Occupation: Fire fighting and prevention	119
2018 Occupation: Law enforcement workers	79
2018 Occupation: Food preparation and serving related	429
2018 Occupation: Building and grounds cleaning and maintenance	386
2018 Occupation: Personal care and service	170
2018 Occupation: Sales and related	492
2018 Occupation: Office and administrative support	994
2018 Occupation: Farming, fishing, and forestry	12
2018 Occupation: Construction and extraction	423
2018 Occupation: Installation, maintenance, and repair	211
2018 Occupation: Production	331
2018 Occupation: Transportation	139
2018 Occupation: Material moving	114
2018 Occupation: White collar	3,174
2018 Occupation: Blue collar	2,706

**Workers by Means of Transportation to Work**

2018 Means of transportation: Car, truck, or van - Drove alone	4,770
2018 Means of transportation: Car, truck, or van - Carpooled	688
2018 Means of transportation: Public transportation - Bus	15
2018 Means of transportation: Public transportation - Streetcar	0
2018 Means of transportation: Public transportation - Subway	0
2018 Means of transportation: Public transportation - Railroad	0
2018 Means of transportation: Public transportation - Ferryboat	0
2018 Means of transportation: Taxicab	5
2018 Means of transportation: Motorcycle	7
2018 Means of transportation: Bicycle	24
2018 Means of transportation: Walked	84
2018 Means of transportation: Other means	158

**Workers by Travel Time to Work**

2018 Travel time: Less than 5 minutes	248
2018 Travel time: 5 to 9 minutes	371
2018 Travel time: 10 to 14 minutes	884
2018 Travel time: 15 to 19 minutes	965
2018 Travel time: 20 to 24 minutes	906
2018 Travel time: 25 to 29 minutes	537
2018 Travel time: 30 to 34 minutes	837

**Occupation & Commute to work**

2018 Travel time: 35 to 39 minutes	116
2018 Travel time: 40 to 44 minutes	160
2018 Travel time: 45 to 59 minutes	329
2018 Travel time: 60 to 89 minutes	316
2018 Travel time: 90 or more minutes	82

**Aggregate Travel Time to Work**

2018 Travel time: Aggregate (in minutes)	154,332
--	---------

**Average Travel Time to Work**

2018 Travel time: Average (in minutes)	27
--	----

**Workers by Time Leaving to Work**

2018 Time leaving: 12:00 a.m. to 4:59 a.m.	258
2018 Time leaving: 5:00 a.m. to 5:29 a.m.	369
2018 Time leaving: 5:30 a.m. to 5:59 a.m.	250
2018 Time leaving: 6:00 a.m. to 6:29 a.m.	515
2018 Time leaving: 6:30 a.m. to 6:59 a.m.	537
2018 Time leaving: 7:00 a.m. to 7:29 a.m.	1,087
2018 Time leaving: 7:30 a.m. to 7:59 a.m.	522
2018 Time leaving: 8:00 a.m. to 8:29 a.m.	315
2018 Time leaving: 8:30 a.m. to 8:59 a.m.	275
2018 Time leaving: 9:00 a.m. to 9:59 a.m.	420
2018 Time leaving: 10:00 a.m. to 10:59 a.m.	211
2018 Time leaving: 11:00 a.m. to 11:59 a.m.	85
2018 Time leaving: 12:00 p.m. to 3:59 p.m.	316
2018 Time leaving: 4:00 p.m. to 11:59 p.m.	591

**Housing Units****Tenure**

2018 Owner occupied housing units	3,916
2018 Renter occupied housing units	1,692

**Race of Householder**

2018 Householder who is White alone	2,610
2018 Householder who is Black or African American alone	2,672
2018 Householder who is American Indian and Alaska Native alone	35
2018 Householder who is Asian alone	19
2018 Householder who is Native Hawaiian and OPI alone	1
2018 Householder who is Some Other Race alone	203
2018 Householder who is Two or More Races	68

**Hispanic or Latino Origin of Householder**

2018 Not Hispanic householder	4,796
2018 Hispanic householder	812

**Total Population in Occupied Housing Units by Tenure**

2018 Total population in occupied housing units: Owner occupied	10,437
2018 Total population in occupied housing units: Renter occupied	4,764

## Housing Units

### Average Household Size of Occupied Housing Units by Tenure

2018 Average household size: Owner occupied	3
2018 Average household size: Renter occupied	3

### Tenure by Race of Householder

2018 Owner occupied: Who is White alone	2,054
2018 Owner occupied: Who is Black or African American alone	1,654
2018 Owner occupied: Who is American Indian and Alaska Native alone	24
2018 Owner occupied: Who is Asian alone	18
2018 Owner occupied: Who is Native Hawaiian and OPI alone	1
2018 Owner occupied: Who is Some Other Race alone	133
2018 Owner occupied: Who is Two or More Races	32
2018 Renter occupied: Who is White alone	556
2018 Renter occupied: Who is Black or African American alone	1,018
2018 Renter occupied: Who is American Indian and Alaska Native alone	11
2018 Renter occupied: Who is Asian alone	1
2018 Renter occupied: Who is Native Hawaiian and OPI alone	0
2018 Renter occupied: Who is Some Other Race alone	70
2018 Renter occupied: Who is Two or More Races	36

### Tenure by Hispanic or Latino Origin of Householder

2018 Owner occupied: Not Hispanic householder	3,327
2018 Owner occupied: Hispanic householder	589
2018 Renter occupied: Not Hispanic householder	1,469
2018 Renter occupied: Hispanic householder	223

### Tenure by Household Size

2018 Owner occupied: 1-person household	987
2018 Owner occupied: 2-person household	1,248
2018 Owner occupied: 3-person household	590
2018 Owner occupied: 4-person household	590
2018 Owner occupied: 5-person household	337
2018 Owner occupied: 6-person household	95
2018 Owner occupied: 7-or-more-person household	69
2018 Renter occupied: 1-person household	434
2018 Renter occupied: 2-person household	391
2018 Renter occupied: 3-person household	326
2018 Renter occupied: 4-person household	298
2018 Renter occupied: 5-person household	147
2018 Renter occupied: 6-person household	53
2018 Renter occupied: 7-or-more-person household	43

### Tenure by Age of Householder

2018 Owner occupied: Householder 15 to 24 years	38
2018 Owner occupied: Householder 25 to 34 years	282
2018 Owner occupied: Householder 35 to 44 years	486
2018 Owner occupied: Householder 45 to 54 years	773

## Housing Units

2018 Owner occupied: Householder 55 to 59 years	491
2018 Owner occupied: Householder 60 to 64 years	531
2018 Owner occupied: Householder 65 to 74 years	692
2018 Owner occupied: Householder 75 to 84 years	417
2018 Owner occupied: Householder 85 years and over	206
2018 Renter occupied: Householder 15 to 24 years	145
2018 Renter occupied: Householder 25 to 34 years	400
2018 Renter occupied: Householder 35 to 44 years	322
2018 Renter occupied: Householder 45 to 54 years	319
2018 Renter occupied: Householder 55 to 59 years	136
2018 Renter occupied: Householder 60 to 64 years	124
2018 Renter occupied: Householder 65 to 74 years	145
2018 Renter occupied: Householder 75 to 84 years	79
2018 Renter occupied: Householder 85 years and over	22

## Rooms

2018 Households: 1 room	38
2018 Households: 2 rooms	68
2018 Households: 3 rooms	271
2018 Households: 4 rooms	959
2018 Households: 5 rooms	1,378
2018 Households: 6 rooms	1,447
2018 Households: 7 rooms	748
2018 Households: 8 rooms	393
2018 Households: 9 or more rooms	306

## Tenure by Rooms

2018 Owner occupied: 1 room	9
2018 Owner occupied: 2 rooms	13
2018 Owner occupied: 3 rooms	125
2018 Owner occupied: 4 rooms	329
2018 Owner occupied: 5 rooms	942
2018 Owner occupied: 6 rooms	1,221
2018 Owner occupied: 7 rooms	670
2018 Owner occupied: 8 rooms	318
2018 Owner occupied: 9 or more rooms	289
2018 Renter occupied: 1 room	29
2018 Renter occupied: 2 rooms	55
2018 Renter occupied: 3 rooms	146
2018 Renter occupied: 4 rooms	630
2018 Renter occupied: 5 rooms	436
2018 Renter occupied: 6 rooms	226
2018 Renter occupied: 7 rooms	78
2018 Renter occupied: 8 rooms	75
2018 Renter occupied: 9 or more rooms	17

## Median Number of Rooms

2018 Households: Number of rooms - Median	6
2018 Owner occupied: Number of rooms - Median	6
2018 Renter occupied: Number of rooms - Median	4

## Aggregate Number of Rooms

## Housing Units

2018 Households: Number of rooms - Aggregate	32,415
2018 Owner occupied: Number of rooms - Aggregate	24,478
2018 Renter occupied: Number of rooms - Aggregate	7,976

## Average Number of Rooms

2018 Households: Number of rooms - Average	6
2018 Owner occupied: Number of rooms - Average	6
2018 Renter occupied: Number of rooms - Average	5

## Occupied Units in Structure

2018 Occupied units in structure: 1, detached	4,808
2018 Occupied units in structure: 1, attached	33
2018 Occupied units in structure: 2	61
2018 Occupied units in structure: 3 or 4	180
2018 Occupied units in structure: 5 to 9	146
2018 Occupied units in structure: 10 to 19	115
2018 Occupied units in structure: 20 to 49	125
2018 Occupied units in structure: 50 or more	67
2018 Occupied units in structure: Mobile home	62
2018 Occupied units in structure: Boat, RV, van, etc.	11

## Tenure by Units in Structure

2018 Owner occupied units in structure: 1, detached	3,814
2018 Owner occupied units in structure: 1, attached	12
2018 Owner occupied units in structure: 2	32
2018 Owner occupied units in structure: 3 or 4	0
2018 Owner occupied units in structure: 5 to 9	0
2018 Owner occupied units in structure: 10 to 19	0
2018 Owner occupied units in structure: 20 to 49	0
2018 Owner occupied units in structure: 50 or more	0
2018 Owner occupied units in structure: Mobile home	47
2018 Owner occupied units in structure: Boat, RV, van, etc.	11
2018 Renter occupied units in structure: 1, detached	994
2018 Renter occupied units in structure: 1, attached	21
2018 Renter occupied units in structure: 2	29
2018 Renter occupied units in structure: 3 or 4	180
2018 Renter occupied units in structure: 5 to 9	146
2018 Renter occupied units in structure: 10 to 19	115
2018 Renter occupied units in structure: 20 to 49	125
2018 Renter occupied units in structure: 50 or more	67
2018 Renter occupied units in structure: Mobile home	15
2018 Renter occupied units in structure: Boat, RV, van, etc.	0

## Year Structure Built

2018 Households: Built 2014 or later	97
2018 Households: Built 2010 to 2013	261
2018 Households: Built 2000 to 2009	582
2018 Households: Built 1990 to 1999	320
2018 Households: Built 1980 to 1989	551
2018 Households: Built 1970 to 1979	945
2018 Households: Built 1960 to 1969	1,434
2018 Households: Built 1950 to 1959	1,124

**Housing Units**

2018 Households: Built 1940 to 1949	234
2018 Households: Built 1939 or earlier	60

**Tenure by Year Structure Built**

2018 Owner occupied: Built 2014 or later	97
2018 Owner occupied: Built 2010 to 2013	24
2018 Owner occupied: Built 2000 to 2009	544
2018 Owner occupied: Built 1990 to 1999	128
2018 Owner occupied: Built 1980 to 1989	354
2018 Owner occupied: Built 1970 to 1979	664
2018 Owner occupied: Built 1960 to 1969	1,178
2018 Owner occupied: Built 1950 to 1959	735
2018 Owner occupied: Built 1940 to 1949	162
2018 Owner occupied: Built 1939 or earlier	30
2018 Renter occupied: Built 2014 or later	0
2018 Renter occupied: Built 2010 to 2013	237
2018 Renter occupied: Built 2000 to 2009	38
2018 Renter occupied: Built 1990 to 1999	192
2018 Renter occupied: Built 1980 to 1989	197
2018 Renter occupied: Built 1970 to 1979	281
2018 Renter occupied: Built 1960 to 1969	256
2018 Renter occupied: Built 1950 to 1959	389
2018 Renter occupied: Built 1940 to 1949	72
2018 Renter occupied: Built 1939 or earlier	30

**Median Year Structure Built by Tenure**

2018 Households: Median year structure built	1,972
2018 Owner occupied: Median year structure built	1,971
2018 Renter occupied: Median year structure built	1,980

**Year Householder Moved Into Unit**

2018 Households: Moved in 2015 or later	103
2018 Households: Moved in 2010 to 2014	1,555
2018 Households: Moved in 2000 to 2009	1,945
2018 Households: Moved in 1990 to 1999	697
2018 Households: Moved in 1980 to 1989	406
2018 Households: Moved in 1979 or earlier	902

**Tenure by Year Householder Moved Into Unit**

2018 Owner occupied: Moved in 2015 or later	46
2018 Owner occupied: Moved in 2010 to 2014	513
2018 Owner occupied: Moved in 2000 to 2009	1,542
2018 Owner occupied: Moved in 1990 to 1999	612
2018 Owner occupied: Moved in 1980 to 1989	379
2018 Owner occupied: Moved in 1979 or earlier	824
2018 Renter occupied: Moved in 2015 or later	57
2018 Renter occupied: Moved in 2010 to 2014	1,042
2018 Renter occupied: Moved in 2000 to 2009	403
2018 Renter occupied: Moved in 1990 to 1999	85
2018 Renter occupied: Moved in 1980 to 1989	27
2018 Renter occupied: Moved in 1979 or earlier	78

## Housing Units

### Median Year Householder Moved Into Unit By Tenure

2018 Households: Median year householder moved into unit	2,005
2018 Owner occupied: Median year householder moved into unit	2,002
2018 Renter occupied: Median year householder moved into unit	2,011

### House Heating Fuel

2018 House heating fuel: Utility gas	3,041
2018 House heating fuel: Bottled, tank, or LP gas	38
2018 House heating fuel: Electricity	2,518
2018 House heating fuel: Fuel oil, kerosene, etc.	0
2018 House heating fuel: Coal or coke	0
2018 House heating fuel: Wood	0
2018 House heating fuel: Solar energy	0
2018 House heating fuel: Other fuel	0
2018 House heating fuel: No fuel used	11

### Vehicles Available

2018 Households: No vehicle available	599
2018 Households: 1 vehicle available	2,079
2018 Households: 2 vehicles available	2,090
2018 Households: 3 vehicles available	506
2018 Households: 4 vehicles available	251
2018 Households: 5 or more vehicles available	83

### Tenure by Vehicles Available

2018 Owner occupied: No vehicle available	187
2018 Owner occupied: 1 vehicle available	1,295
2018 Owner occupied: 2 vehicles available	1,673
2018 Owner occupied: 3 vehicles available	439
2018 Owner occupied: 4 vehicles available	239
2018 Owner occupied: 5 or more vehicles available	83
2018 Renter occupied: No vehicle available	412
2018 Renter occupied: 1 vehicle available	784
2018 Renter occupied: 2 vehicles available	417
2018 Renter occupied: 3 vehicles available	67
2018 Renter occupied: 4 vehicles available	12
2018 Renter occupied: 5 or more vehicles available	0

### Aggregate Number of Vehicles Available

2018 Households: Number of vehicles available - Aggregate	9,202
2018 Owner occupied: Number of vehicles available - Aggregate	7,367
2018 Renter occupied: Number of vehicles available - Aggregate	1,976

### Average Number of Vehicles Available

2018 Households: Number of vehicles available - Average	2
2018 Owner occupied: Number of vehicles available - Average	2
2018 Renter occupied: Number of vehicles available - Average	1

## Housing Units

### Contract Rent

2018 Contract rent: With cash rent	1,605
2018 Contract rent: Less than \$100	22
2018 Contract rent: \$100 to \$149	77
2018 Contract rent: \$150 to \$199	26
2018 Contract rent: \$200 to \$249	16
2018 Contract rent: \$250 to \$299	33
2018 Contract rent: \$300 to \$349	37
2018 Contract rent: \$350 to \$399	48
2018 Contract rent: \$400 to \$449	70
2018 Contract rent: \$450 to \$499	44
2018 Contract rent: \$500 to \$549	102
2018 Contract rent: \$550 to \$599	125
2018 Contract rent: \$600 to \$649	269
2018 Contract rent: \$650 to \$699	92
2018 Contract rent: \$700 to \$749	122
2018 Contract rent: \$750 to \$799	45
2018 Contract rent: \$800 to \$899	221
2018 Contract rent: \$900 to \$999	103
2018 Contract rent: \$1,000 to \$1,249	128
2018 Contract rent: \$1,250 to \$1,499	25
2018 Contract rent: \$1,500 to \$1,999	0
2018 Contract rent: \$2,000 to \$2,499	0
2018 Contract rent: \$2,500 to \$2,999	0
2018 Contract rent: \$3,000 to \$3,499	0
2018 Contract rent: \$3,500 or more	0
2018 Contract rent: No cash rent	87

### Median Contract Rent

2018 Contract rent: Median	661
----------------------------	-----

### Aggregate Contract Rent

2018 Contract rent: Aggregate	1,051,695
-------------------------------	-----------

### Average Contract Rent

2018 Contract rent: Average	677
-----------------------------	-----

### Home Value

2018 Home value: Less than \$10,000	58
2018 Home value: \$10,000 to \$14,999	54
2018 Home value: \$15,000 to \$19,999	31
2018 Home value: \$20,000 to \$24,999	10
2018 Home value: \$25,000 to \$29,999	52
2018 Home value: \$30,000 to \$34,999	90
2018 Home value: \$35,000 to \$39,999	14
2018 Home value: \$40,000 to \$49,999	288
2018 Home value: \$50,000 to \$59,999	200
2018 Home value: \$60,000 to \$69,999	344
2018 Home value: \$70,000 to \$79,999	476
2018 Home value: \$80,000 to \$89,999	494
2018 Home value: \$90,000 to \$99,999	249

**Housing Units**

2018 Home value: \$100,000 to \$124,999	540
2018 Home value: \$125,000 to \$149,999	360
2018 Home value: \$150,000 to \$174,999	199
2018 Home value: \$175,000 to \$199,999	183
2018 Home value: \$200,000 to \$249,999	140
2018 Home value: \$250,000 to \$299,999	75
2018 Home value: \$300,000 to \$399,999	46
2018 Home value: \$400,000 to \$499,999	0
2018 Home value: \$500,000 to \$749,999	8
2018 Home value: \$750,000 to \$999,999	0
2018 Home value: \$1,000,000 to \$1,499,999	5
2018 Home value: \$1,500,000 to \$1,999,999	0
2018 Home value: \$2,000,000 or more	0

**Median Home Value**

2018 Home value: Median	92,432
-------------------------	--------

**Aggregate Home Value**

2018 Home value: Aggregate	410,652,497
----------------------------	-------------

**Average Home Value**

2018 Home value: Average	104,647
--------------------------	---------

**Health Insurance**

2018 Health insurance: With one type of coverage:	9,530
2018 Health insurance: With employer-based only	4,988
2018 Health insurance: With direct-purchase only	532
2018 Health insurance: With Medicare coverage only	1,132
2018 Health insurance: With Medicaid/means-tested public coverage only	2,697
2018 Health insurance: With TRICARE/military health coverage only	110
2018 Health insurance: With VA Health Care only	71
2018 Health insurance: With two or more types of coverage:	2,743
2018 Health insurance: With employer-based and direct-purchase coverage	143
2018 Health insurance: With employer-based and Medicare coverage	640
2018 Health insurance: With direct-purchase and Medicare coverage	330
2018 Health insurance: With Medicare and Medicaid/means-tested public coverage	581
2018 Health insurance: Other private only combinations	52
2018 Health insurance: Other public only combinations	50
2018 Health insurance: Other coverage combinations	947
2018 Health insurance: No coverage	2,928
2018 Civilian noninstitutionalized population: Under 18 years	3,705
2018 Health insurance, under 18 years: With one type of health insurance coverage:	3,421
2018 Health insurance, under 18 years: With employer-based only	1,177
2018 Health insurance, under 18 years: With direct-purchase only	83
2018 Health insurance, under 18 years: With Medicare coverage only	34

## Health Insurance

2018 Health insurance, under 18 years: With Medicaid/means-tested public coverage only	2,107
2018 Health insurance, under 18 years: With TRICARE/military health coverage only	20
2018 Health insurance, under 18 years: With VA Health Care only	0
2018 Health insurance, under 18 years: With two or more types of coverage:	35
2018 Health insurance, under 18 years: With employer-based and direct-purchase coverage	0
2018 Health insurance, under 18 years: With employer-based and Medicare coverage	0
2018 Health insurance, under 18 years: With Medicare and Medicaid/means-tested public coverage	0
2018 Health insurance, under 18 years: Other private only combinations	0
2018 Health insurance, under 18 years: Other public only combinations	0
2018 Health insurance, under 18 years: Other coverage combinations	35
2018 Health insurance, under 18 years: No coverage	249
2018 Civilian noninstitutionalized population: 18 to 34 years	3,110
2018 Health insurance, 18 to 34 years: With one type of coverage:	1,753
2018 Health insurance, 18 to 34 years: With employer-based health insurance only	1,219
2018 Health insurance, 18 to 34 years: With direct-purchase only	155
2018 Health insurance, 18 to 34 years: With Medicare coverage only	22
2018 Health insurance, 18 to 34 years: With Medicaid/means-tested public coverage only	314
2018 Health insurance, 18 to 34 years: With TRICARE/military health coverage only	43
2018 Health insurance, 18 to 34 years: With VA Health Care only	0
2018 Health insurance, 18 to 34 years: With two or more types of coverage:	59
2018 Health insurance, 18 to 34 years: With employer-based and direct-purchase coverage	0
2018 Health insurance, 18 to 34 years: With employer-based and Medicare coverage	0
2018 Health insurance, 18 to 34 years: With Medicare and Medicaid/means-tested public coverage	10
2018 Health insurance, 18 to 34 years: Other private only combinations	16
2018 Health insurance, 18 to 34 years: Other public only combinations	0
2018 Health insurance, 18 to 34 years: Other coverage combinations	33
2018 Health insurance, 18 to 34 years: No coverage	1,298
2018 Civilian noninstitutionalized population: 35 to 64 years	5,653
2018 Health insurance, 35 to 64 years: With one type of health insurance coverage:	3,378
2018 Health insurance, 35 to 64 years: With employer-based only	2,531
2018 Health insurance, 35 to 64 years: With direct-purchase only	294

## Health Insurance

2018 Health insurance, 35 to 64 years: With Medicare coverage only	167
2018 Health insurance, 35 to 64 years: With Medicaid/means-tested public coverage only	276
2018 Health insurance, 35 to 64 years: With TRICARE/military health coverage only	47
2018 Health insurance, 35 to 64 years: With VA Health Care only	63
2018 Health insurance, 35 to 64 years: With two or more types of coverage:	899
2018 Health insurance, 35 to 64 years: With employer-based and direct-purchase coverage	143
2018 Health insurance, 35 to 64 years: With employer-based and Medicare coverage	163
2018 Health insurance, 35 to 64 years: With direct-purchase and Medicare coverage	6
2018 Health insurance, 35 to 64 years: With Medicare and Medicaid/means-tested public coverage	193
2018 Health insurance, 35 to 64 years: Other private only combinations	36
2018 Health insurance, 35 to 64 years: Other public only combinations	44
2018 Health insurance, 35 to 64 years: Other coverage combinations	314
2018 Health insurance, 35 to 64 years: No coverage	1,376
2018 Civilian noninstitutionalized population: 65 years and over	2,733
2018 Health insurance, 65 years and over: With one type of coverage:	978
2018 Health insurance, 65 years and over: With employer-based only	61
2018 Health insurance, 65 years and over: With direct-purchase only	0
2018 Health insurance, 65 years and over: With Medicare coverage only	909
2018 Health insurance, 65 years and over: With TRICARE/military health coverage only	0
2018 Health insurance, 65 years and over: With VA Health Care only	8
2018 Health insurance, 65 years and over: With two or more types of coverage:	1,750
2018 Health insurance, 65 years and over: With employer-based and direct-purchase coverage	0
2018 Health insurance, 65 years and over: With employer-based and Medicare coverage	477
2018 Health insurance, 65 years and over: With direct-purchase and Medicare coverage	324
2018 Health insurance, 65 years and over: With Medicare and Medicaid/means-tested public coverage	378
2018 Health insurance, 65 years and over: Other private only combinations	0
2018 Health insurance, 65 years and over: Other public only combinations	6
2018 Health insurance, 65 years and over: Other coverage combinations	565
2018 Health insurance, 65 years and over: No coverage	5

## Consumer Expenditure, Housing & Income Details

	<b>Consumer Expenditure Index</b>	<b>Radius 1 mile</b>
<b>Total Household</b>		5,568
<b>Total Population</b>		15,183
<b>Average Household Income</b>		\$ 49,513
<b>Median Household Income</b>		\$ 35,674

All consumer expenditure numbers are per household

Consumer Expenditure Index is a comparison of 1 mile expenditure to national average expenditure

Food	96	\$ 7,008
Food at home	97	\$ 4,035
Cereals and bakery products	98	\$ 522
Cereals and cereal products	97	\$ 172
Flour	100	\$ 9
Prepared flour mixes	100	\$ 13
Ready-to-eat and cooked cereals	97	\$ 88
Rice	96	\$ 24
Pasta, cornmeal and other cereal products	97	\$ 37
Bakery products	98	\$ 349
Bread	97	\$ 102
White bread	98	\$ 44
Bread, other than white	98	\$ 58
Cookies and crackers	98	\$ 86
Cookies	98	\$ 47
Crackers	97	\$ 38
Frozen and refrigerated bakery products	96	\$ 27
Other bakery products	98	\$ 132
Biscuits and rolls	96	\$ 49
Cakes and cupcakes	97	\$ 37
Bread and cracker products	83	\$ 5
Sweetrolls, coffee cakes, doughnuts	100	\$ 23
Pies, tarts, turnovers	100	\$ 16
Meats, poultry, fish, and eggs	98	\$ 910
Beef	97	\$ 247
Ground beef	97	\$ 106
Roast	95	\$ 36
Chuck roast	100	\$ 13
Round roast	100	\$ 6
Other roast	94	\$ 16
Steak	97	\$ 83
Round steak	100	\$ 15
Sirloin steak	96	\$ 24
Other steak	98	\$ 43
Other beef	100	\$ 21
Pork	99	\$ 169
Bacon	100	\$ 40
Pork chops	100	\$ 26
Ham	100	\$ 32
Ham, not canned	100	\$ 31
Canned ham	100	\$ 1
Sausage	100	\$ 35
Other pork	97	\$ 35

	<b>Consumer Expenditure Index</b>	<b>Radius 1 mile</b>
Other meats	97	\$ 124
Frankfurters	100	\$ 23
Lunch meats (cold cuts)	96	\$ 86
Bologna, liverwurst, salami	96	\$ 26
Other lunchmeats	95	\$ 60
Lamb, organ meats and others	100	\$ 14
Lamb and organ meats	100	\$ 6
Mutton, goat and game	100	\$ 8
Poultry	99	\$ 175
Fresh and frozen chickens	99	\$ 141
Fresh and frozen whole chicken	100	\$ 44
Fresh and frozen chicken parts	99	\$ 97
Other poultry	100	\$ 34
Fish and seafood	98	\$ 127
Canned fish and seafood	100	\$ 19
Fresh fish and shellfish	98	\$ 63
Frozen fish and shellfish	98	\$ 44
Eggs	98	\$ 64
Dairy products	96	\$ 410
Fresh milk and cream	97	\$ 140
Fresh milk, all types	97	\$ 117
Cream	96	\$ 22
Other dairy products	96	\$ 270
Butter	96	\$ 25
Cheese	95	\$ 133
Ice cream and related products	96	\$ 53
Miscellaneous dairy products	95	\$ 57
Fruits and vegetables	97	\$ 767
Fresh fruits	96	\$ 281
Apples	98	\$ 41
Bananas	95	\$ 42
Oranges	97	\$ 30
Citrus fruits, excluding oranges	93	\$ 42
Other fresh fruits	96	\$ 124
Fresh vegetables	96	\$ 244
Potatoes	100	\$ 40
Lettuce	94	\$ 32
Tomatoes	98	\$ 42
Other fresh vegetables	95	\$ 129
Processed fruits	97	\$ 108
Frozen fruits and fruit juices	100	\$ 12
Frozen orange juice	100	\$ 1
Frozen fruits	89	\$ 8
Frozen fruit juices	100	\$ 1
Canned fruits	95	\$ 19
Dried fruit	100	\$ 8
Fresh fruit juice	100	\$ 14
Canned and bottled fruit juice	98	\$ 54
Processed vegetables	99	\$ 133
Frozen vegetables	97	\$ 35

	<b>Consumer Expenditure Index</b>	<b>Radius 1 mile</b>
Canned and dried vegetables and juices	99	\$ 97
Canned beans	100	\$ 25
Canned corn	108	\$ 13
Canned miscellaneous vegetables	100	\$ 23
Dried peas	nan	\$ 0
Dried beans	100	\$ 5
Dried miscellaneous vegetables	91	\$ 10
Dried processed vegetables	nan	\$ 0
Frozen vegetable juices	nan	\$ 0
Fresh and canned vegetable juices	100	\$ 17
Other food at home	97	\$ 1,425
Sugar and other sweets	96	\$ 154
Candy and chewing gum	95	\$ 101
Sugar	100	\$ 19
Artificial sweeteners	100	\$ 4
Jams, preserves, other sweets	97	\$ 29
Fats and oils	98	\$ 113
Margarine	100	\$ 6
Fats and oils	100	\$ 36
Salad dressings	100	\$ 29
Nondairy cream and imitation milk	100	\$ 20
Peanut butter	100	\$ 21
Miscellaneous foods	96	\$ 725
Frozen prepared foods	97	\$ 132
Frozen meals	98	\$ 60
Other frozen prepared foods	96	\$ 72
Canned and packaged soups	98	\$ 44
Potato chips, nuts, and other snacks	97	\$ 169
Potato chips and other snacks	97	\$ 120
Nuts	96	\$ 48
Condiments and seasonings	96	\$ 138
Salt, spices, other seasonings	98	\$ 39
Olives, pickles, relishes	100	\$ 15
Sauces and gravies	97	\$ 58
Baking needs and miscellaneous products	96	\$ 25
Other canned and packaged prepared foods	96	\$ 240
Prepared salads	98	\$ 40
Prepared desserts	100	\$ 13
Baby food	97	\$ 29
Miscellaneous prepared foods	97	\$ 158
Vitamin supplements	nan	\$ 0
Nonalcoholic beverages	98	\$ 380
Cola	99	\$ 73
Other carbonated drinks	97	\$ 69
Tea	100	\$ 32
Coffee	96	\$ 88
Roasted coffee	95	\$ 54
Instant and freeze dried coffee	97	\$ 34
Noncarbonated fruit flavored drinks, including non-frozen lemonade	100	\$ 23

	<b>Consumer Expenditure Index</b>	<b>Radius 1 mile</b>
Other noncarbonated beverages and ice	93	\$ 13
Bottled water	102	\$ 61
Sports drinks	100	\$ 17
Nonalcoholic beer	nan	\$ 0
Food prepared by consumer unit on out-of-town trips	93	\$ 50
Food away from home	96	\$ 2,973
Meals at restaurants, carry outs and other	96	\$ 2,555
Lunch	97	\$ 812
Lunch at fast food, take-out, delivery, concession stands, buffet and cafeteria (other than employer and school cafeteria)	97	\$ 390
Lunch at full service restaurants	97	\$ 344
Lunch at vending machines and mobile vendors	93	\$ 13
Lunch at employer and school cafeterias	93	\$ 62
Dinner	96	\$ 1,222
Dinner at fast food, take-out, delivery, concession stands, buffet and cafeteria (other than employer and school cafeteria)	97	\$ 430
Dinner at full service restaurants	95	\$ 781
Dinner at vending machines and mobile vendors	100	\$ 4
Dinner at employer and school cafeterias	83	\$ 5
Snacks and nonalcoholic beverages	94	\$ 217
Snacks and nonalcoholic beverages at fast food, take-out, delivery, concession stands, buffet and cafeteria (other than employer and school cafeteria)	93	\$ 135
Snacks and nonalcoholic beverages at full service restaurants	92	\$ 49
Snacks and nonalcoholic beverages at vending machines and mobile vendors	95	\$ 21
Snacks and nonalcoholic beverages at employer and school cafeterias	100	\$ 10
Breakfast and brunch	97	\$ 304
Breakfast and brunch at fast food, take-out, delivery, concession stands, buffet and cafeteria (other than employer and school cafeteria)	97	\$ 164
Breakfast and brunch at full service restaurants	96	\$ 118
Breakfast and brunch at vending machines and mobile vendors	88	\$ 7
Breakfast and brunch at employer and school cafeterias	100	\$ 13
Food or board at school	93	\$ 28
Catered affairs	86	\$ 30
Food on out-of-town trips	93	\$ 281
School lunches	95	\$ 52
Meals as pay	88	\$ 23
Alcoholic beverages	93	\$ 490
At home	94	\$ 280
Beer and ale	95	\$ 121
Whiskey	92	\$ 12
Wine	92	\$ 123
Other alcoholic beverages	92	\$ 22
Away from home	92	\$ 209
Beer and ale	91	\$ 70

	<b>Consumer Expenditure Index</b>	<b>Radius 1 mile</b>
Beer and ale at fast food, take-out, delivery, concession stands, buffet and cafeteria	91	\$ 10
Beer and ale at full service restaurants	91	\$ 59
Wine	90	\$ 38
Wine at fast food, take-out, delivery, concession stands, buffet and cafeteria	100	\$ 2
Wine at full service restaurants	90	\$ 36
Other alcoholic beverages	92	\$ 45
Other alcoholic beverages at fast food, take-out, delivery, concession stands, buffet and cafeteria	100	\$ 3
Other alcoholic beverages at full service restaurants	91	\$ 41
Alcoholic beverages purchased on trips	90	\$ 54
Housing	97	\$ 18,355
Shelter	96	\$ 10,578
Owned dwellings	96	\$ 6,194
Mortgage interest and charges	95	\$ 2,847
Mortgage interest	96	\$ 2,731
Interest paid, home equity loan	94	\$ 33
Interest paid, home equity line of credit	93	\$ 83
Property taxes	94	\$ 1,871
Maintenance, repairs, insurance, other expenses	99	\$ 1,404
Homeowners insurance	99	\$ 430
Ground rent	102	\$ 61
Flooring installation, repair, replacement	98	\$ 82
Maintenance and repair services	99	\$ 739
Painting and papering	98	\$ 101
Plumbing and water heating	100	\$ 73
Heat, a/c, electrical work	101	\$ 181
Roofing and gutters	97	\$ 141
Other repair and maintenance services	98	\$ 239
Repair of built-in appliances	100	\$ 1
Maintenance and repair commodities	97	\$ 89
Paints, wallpaper and supplies	100	\$ 20
Tools and equipment for painting and wallpapering	100	\$ 2
Plumbing supplies and equipment	100	\$ 13
Electrical supplies, heating and cooling equipment	88	\$ 7
Materials and equipment for roof and gutters	100	\$ 7
Materials for plaster., panel., siding, windows, doors, screens, awnings	94	\$ 15
Materials for patio, walk, fence, driveway, masonry, brick and stucco work	100	\$ 1
Miscellaneous supplies and equipment	100	\$ 22
Property management and security	102	\$ 59
Property management	100	\$ 53
Management and upkeep services for security	100	\$ 5
Parking	100	\$ 11
Rented dwellings	96	\$ 3,665
Rent	97	\$ 3,476
Rent as pay	97	\$ 93
Maintenance, insurance and other expenses	90	\$ 95
Tenant's insurance	100	\$ 21

	<b>Consumer Expenditure Index</b>	<b>Radius 1 mile</b>
Flooring installation, repair, replacement	100	\$ 5
Maintenance and repair services	89	\$ 34
Repair or maintenance services	92	\$ 34
Repair of built-in appliances	nan	\$ 0
Maintenance and repair commodities	85	\$ 34
Paint, wallpaper, and supplies	100	\$ 2
Tools and equipment for painting and wallpapering	nan	\$ 0
Materials for plastering, panels, roofing, gutters, etc	67	\$ 2
Materials for patio, walk, fence, driveway, masonry, brick and stucco work	nan	\$ 0
Plumbing supplies and equipment	100	\$ 1
Electrical supplies, heating and cooling equipment	nan	\$ 0
Miscellaneous supplies and equipment	82	\$ 27
Other lodging	95	\$ 718
Owned vacation homes	97	\$ 260
Mortgage interest and charges	97	\$ 88
Mortgage interest	98	\$ 84
Interest paid, home equity loan	100	\$ 1
Interest paid, home equity line of credit	67	\$ 2
Property taxes	94	\$ 96
Flooring installation, repair, replacement	0	\$ 0
Maintenance, insurance, and other expenses	101	\$ 74
Homeowners insurance	93	\$ 14
Ground rent	120	\$ 12
Maintenance and repair services	100	\$ 33
Maintenance and repair commodities	nan	\$ 0
Paints, wallpaper, supplies	nan	\$ 0
Tools and equipment for painting and wallpapering	nan	\$ 0
Materials for plastering, paneling, roofing, gutters, downspouts, siding, windows, doors, screens, and awnings	nan	\$ 0
Material for patio, walk, fence, drive, masonry, brick, stucco	nan	\$ 0
Plumbing supplies and equipment	nan	\$ 0
Electrical supplies, heating and cooling equipment	nan	\$ 0
Miscellaneous supplies and equipment	nan	\$ 0
Property management and security	92	\$ 11
Property management	91	\$ 10
Management and upkeep services for security	nan	\$ 0
Parking	100	\$ 1
Housing while attending school	95	\$ 54
Lodging on out-of-town trips	93	\$ 402
Utilities, fuels, and public services	99	\$ 3,993
Natural gas	96	\$ 415
Electricity	102	\$ 1,538
Fuel oil and other fuels	89	\$ 108
Fuel oil	89	\$ 57
Coal, wood, and other fuels	78	\$ 7
Bottled gas	90	\$ 43
Telephone services	99	\$ 1,373
Residential phone service, VOIP, and phone cards	100	\$ 335
Phone cards	100	\$ 8
Residential telephone including VOIP	100	\$ 327

	<b>Consumer Expenditure Index</b>	<b>Radius 1 mile</b>
Cellular phone service	98	\$ 1,037
Water and other public services	100	\$ 557
Water and sewerage maintenance	101	\$ 416
Trash and garbage collection	97	\$ 135
Septic tank cleaning	100	\$ 6
Household operations	95	\$ 1,294
Personal services	93	\$ 411
Babysitting and child care	89	\$ 99
Care for elderly, invalids, handicapped, etc	97	\$ 32
Adult day care centers	100	\$ 1
Day care centers, nursery, and preschools	93	\$ 278
Other household expenses	97	\$ 883
Housekeeping services	94	\$ 148
Gardening, lawn care service	99	\$ 131
Water softening service	114	\$ 8
Household laundry and dry cleaning, sent out (nonclothing) not coin-operated	94	\$ 17
Coin-operated household laundry and dry cleaning (nonclothing)	100	\$ 10
Services for termite/pest control	100	\$ 20
Home security system service fee	103	\$ 30
Other home services	89	\$ 17
Termite/pest control products	100	\$ 5
Moving, storage, freight	93	\$ 42
Appliance repair, including service center	94	\$ 15
Reupholstering, furniture repair	100	\$ 4
Repairs/rentals of lawn and garden equipment, hand or power tools, other household equipment	100	\$ 7
Appliance rental	200	\$ 2
Rental of office equipment for nonbusiness use	nan	\$ 0
Repair of miscellaneous household equipment and furnishings	100	\$ 3
Repair of computer systems for nonbusiness use	100	\$ 4
Computer information services (internet)	97	\$ 412
Installation of computer	nan	\$ 0
Rental and installation of dishwashers, range hoods, and garbage disposals	nan	\$ 0
Housekeeping supplies	98	\$ 665
Laundry and cleaning supplies	100	\$ 161
Soaps and detergents	100	\$ 87
Other laundry cleaning products	99	\$ 73
Other household products	97	\$ 371
Cleansing and toilet tissue, paper towels and napkins	98	\$ 121
Miscellaneous household products	96	\$ 160
Lawn and garden supplies	97	\$ 88
Postage and stationery	98	\$ 132
Stationery, stationery supplies, giftwrap	96	\$ 76
Postage	98	\$ 51
Delivery services	100	\$ 4
Household furnishings and equipment	97	\$ 1,823
Household textiles	97	\$ 115

	<b>Consumer Expenditure Index</b>	<b>Radius 1 mile</b>
Bathroom linens	104	\$ 27
Bedroom linens	97	\$ 61
Curtains and draperies	100	\$ 13
Slipcovers, decorative pillows	100	\$ 4
Kitchen, dining room, other linens	90	\$ 9
Furniture	97	\$ 504
Mattress and springs	96	\$ 98
Other bedroom furniture	100	\$ 90
Sofas	95	\$ 138
Living room chairs	98	\$ 50
Living room tables	91	\$ 10
Kitchen, dining room furniture	98	\$ 42
Infants' furniture	100	\$ 9
Outdoor furniture	92	\$ 23
Wall units, cabinets and other occasional furniture	98	\$ 39
Floor coverings	94	\$ 17
Major appliances	98	\$ 274
Dishwashers (built-in), garbage disposals, range hoods	100	\$ 24
Refrigerators, freezers	99	\$ 85
Clothes washer or dryer	99	\$ 79
Cooking stoves, ovens	97	\$ 38
Microwave ovens	100	\$ 12
Portable dishwasher	nan	\$ 0
Window air conditioners	100	\$ 6
Electric floor cleaning equipment	100	\$ 18
Sewing machines	83	\$ 5
Miscellaneous household appliances	100	\$ 2
Small appliances, miscellaneous housewares	95	\$ 115
Housewares	94	\$ 76
Flatware	100	\$ 4
Dinnerware, glassware, serving pieces	93	\$ 27
Nonelectric cookware	95	\$ 21
Tableware, nonelectric kitchenware	92	\$ 22
Small appliances	97	\$ 38
Small electric kitchen appliances	97	\$ 29
Portable heating and cooling equipment	89	\$ 8
Miscellaneous household equipment	96	\$ 797
Window coverings	89	\$ 16
Infants' equipment	96	\$ 27
Laundry and cleaning equipment	96	\$ 22
Outdoor equipment	95	\$ 20
Lamps, lighting fixtures, ceiling fans	94	\$ 30
Clocks and other household decorative items	95	\$ 134
Telephones and accessories	96	\$ 51
Lawn and garden equipment	107	\$ 73
Power tools	97	\$ 33
Office furniture for home use	100	\$ 6
Hand tools	93	\$ 14
Indoor plants, fresh flowers	94	\$ 46
Closet and storage items	95	\$ 19

	<b>Consumer Expenditure Index</b>	<b>Radius 1 mile</b>
Rental of furniture	100	\$ 5
Luggage	93	\$ 13
Computers and computer hardware for nonbusiness use	95	\$ 130
Portable memory	100	\$ 4
Computer software	96	\$ 22
Computer accessories	100	\$ 35
Internet services away from home	100	\$ 6
Business equipment for home use	100	\$ 4
Other hardware	90	\$ 18
Other household appliances	94	\$ 15
Miscellaneous household equipment and parts	96	\$ 44
Apparel and services	96	\$ 1,835
Men and boys	96	\$ 419
Men, 16 and over	95	\$ 326
Men's suits	92	\$ 23
Men's sportcoats, tailored jackets	100	\$ 7
Men's coats and jackets	92	\$ 24
Men's underwear	97	\$ 32
Men's hosiery	94	\$ 17
Men's nightwear	100	\$ 2
Men's accessories	94	\$ 29
Men's shirts, sweaters, and vests	94	\$ 81
Men's active sportswear	92	\$ 24
Men's pants and shorts	99	\$ 78
Men's uniforms	100	\$ 3
Men's costumes	100	\$ 1
Boys, 2 to 15	99	\$ 93
Boys' coats and jackets	83	\$ 5
Boy's shirts and sweaters	100	\$ 24
Boys' underwear	100	\$ 11
Boys' nightwear	100	\$ 1
Boys' hosiery	100	\$ 5
Boys' accessories	100	\$ 6
Boys' suits, sportcoats, vests	0	\$ 0
Boys' pants and shorts	100	\$ 24
Boys' uniforms and active sportswear	92	\$ 12
Boys' costumes	0	\$ 0
Women and girls	96	\$ 690
Women, 16 and over	96	\$ 588
Women's coats and jackets	94	\$ 31
Women's dresses	100	\$ 76
Women's sportcoats, tailored jackets	100	\$ 8
Women's sweaters, shirts, tops, vests	95	\$ 163
Women's skirts	91	\$ 10
Women's pants and shorts	97	\$ 85
Women's active sportswear	95	\$ 41
Women's sleepwear	100	\$ 22
Women's undergarments	97	\$ 34
Women's hosiery	95	\$ 21
Women's suits	100	\$ 5

	<b>Consumer Expenditure Index</b>	<b>Radius 1 mile</b>
Women's accessories	91	\$ 80
Women's uniforms	120	\$ 6
Women's costumes	100	\$ 1
Girls, 2 to 15	95	\$ 101
Girls' coats and jackets	80	\$ 4
Girls' dresses and suits	93	\$ 13
Girls' shirts, blouses, sweaters, vests	97	\$ 28
Girls' skirts, pants, and shorts	95	\$ 21
Girls' active sportswear	91	\$ 10
Girls' underwear and sleepwear	100	\$ 9
Girls' hosiery	100	\$ 4
Girls' accessories	100	\$ 4
Girls' uniforms	100	\$ 2
Girls' costumes	100	\$ 2
Children under 2	96	\$ 82
Infant coat, jacket, snowsuit	100	\$ 1
Infant dresses, outerwear	96	\$ 23
Infant underwear	100	\$ 38
Infant nightwear, loungewear	83	\$ 5
Infant accessories	93	\$ 14
Footwear	98	\$ 358
Men's footwear	97	\$ 115
Boys' footwear	100	\$ 48
Women's footwear	96	\$ 154
Girls' footwear	100	\$ 39
Other apparel products and services	94	\$ 283
Material and supplies for sewing, needlework, quilting (includes household items)	90	\$ 19
Watches	89	\$ 63
Jewelry	93	\$ 75
Shoe repair and other shoe service	100	\$ 1
Coin-operated apparel laundry and dry cleaning	98	\$ 39
Alteration, repair and tailoring of apparel and accessories	100	\$ 6
Clothing rental	50	\$ 1
Watch and jewelry repair	111	\$ 30
Apparel laundry and dry cleaning not coin-operated	96	\$ 43
Clothing storage	100	\$ 1
Transportation	97	\$ 9,570
Vehicle purchases (net outlay)	98	\$ 4,070
Cars and trucks, new	97	\$ 1,985
New cars	97	\$ 759
New trucks	97	\$ 1,226
Cars and trucks, used	98	\$ 2,030
Used cars	100	\$ 930
Used trucks	97	\$ 1,100
Other vehicles	89	\$ 54
New motorcycles	94	\$ 30
Used motorcycles	83	\$ 24
Gasoline and motor oil	98	\$ 2,116
Gasoline	98	\$ 1,946

	<b>Consumer Expenditure Index</b>	<b>Radius 1 mile</b>
Diesel fuel	90	\$ 44
Gasoline on out-of-town trips	95	\$ 110
Motor oil	100	\$ 14
Motor oil on out-of-town trips	100	\$ 1
Other vehicle expenses	97	\$ 2,756
Vehicle finance charges	99	\$ 222
Automobile finance charges	101	\$ 95
Truck finance charges	97	\$ 114
Motorcycle and plane finance charges	100	\$ 2
Other vehicle finance charges	90	\$ 9
Maintenance and repairs	97	\$ 840
Coolant, brake fluid, transmission fluid, and other additives	100	\$ 7
Tires - purchased, replaced, installed	97	\$ 128
Parts, equipment, and accessories	94	\$ 49
Vehicle products and cleaning services	93	\$ 13
Misc. auto repair, servicing	100	\$ 100
Body work and painting	97	\$ 30
Vehicle or engine repairs	96	\$ 187
Motor tune-up	98	\$ 40
Lube, oil change, and oil filters	98	\$ 89
Front-end alignment, wheel balance and rotation	100	\$ 26
Shock absorber replacement	92	\$ 11
Gas tank repair, replacement	69	\$ 9
Repair tires and other repair work	99	\$ 110
Auto repair service policy	94	\$ 34
Vehicle insurance	98	\$ 1,089
Vehicle rental, leases, licenses, and other charges	94	\$ 604
Leased and rented vehicles	94	\$ 369
Rented vehicles	94	\$ 64
Auto/truck rental	95	\$ 42
Auto/truck rental, out-of-town trips	91	\$ 20
Motorcycle rental	nan	\$ 0
Motorcycle rental, out-of-town trips	nan	\$ 0
Aircraft rental	nan	\$ 0
Aircraft rental, out-of-town trips	nan	\$ 0
Leased vehicles	94	\$ 304
Car/truck lease payments	92	\$ 242
Cash downpayment car/truck lease	91	\$ 21
Termination fee for car/truck lease	nan	\$ 0
Extra fees for car/truck lease	100	\$ 1
Trade in allowance for car/truck lease	103	\$ 38
Vehicle registration state	92	\$ 89
Vehicle registration local	100	\$ 9
Drivers' license	100	\$ 9
Vehicle inspection	100	\$ 12
Parking fees	91	\$ 43
Parking fees in home city, excluding residence	90	\$ 36
Parking fees, out-of-town trips	86	\$ 6
Tolls or electronic toll passes	95	\$ 35
Tolls on out-of-town trips	100	\$ 5

	<b>Consumer Expenditure Index</b>	<b>Radius 1 mile</b>
Towing charges	100	\$ 4
Automobile service clubs and GPS services	100	\$ 26
Public and other transportation	92	\$ 626
Airline fares	91	\$ 387
Intercity bus fares	100	\$ 11
Intracity mass transit fares	93	\$ 86
Local trans. on out-of-town trips	85	\$ 11
Taxi fares and limousine services on trips	86	\$ 6
Taxi fares and limousine services	94	\$ 30
Intercity train fares	89	\$ 16
Ship fares	93	\$ 69
School bus	80	\$ 4
Healthcare	97	\$ 4,385
Health insurance	98	\$ 3,019
Commercial fee for service health plan (not BCBS)	95	\$ 556
Blue Cross, Blue Shield	97	\$ 1,003
Fee for service health plan (BCBS)	95	\$ 516
Health maintenance organization (BCBS)	99	\$ 417
Commercial medicare supplement (BCBS)	100	\$ 40
Other health insurance (BCBS)	100	\$ 29
Health maintenance organization (not BCBS)	97	\$ 609
Medicare payments	104	\$ 468
Medicare prescription drug premium	104	\$ 103
Commercial medicare supplements and other health insurance	97	\$ 190
Commercial medicare supplement (not BCBS)	98	\$ 107
Other health insurance (not BCBS)	95	\$ 83
Long term care insurance	101	\$ 86
Medical services	95	\$ 784
Physician's services	95	\$ 171
Dental services	96	\$ 283
Eyecare services	96	\$ 45
Service by professionals other than physician	95	\$ 59
Lab tests, x-rays	90	\$ 43
Hospital room and services	93	\$ 130
Medical care in retirement community	nan	\$ 0
Care in convalescent or nursing home	100	\$ 24
Repair of medical equipment	nan	\$ 0
Other medical care services	96	\$ 25
Drugs	98	\$ 432
Nonprescription drugs	96	\$ 99
Nonprescription vitamins	95	\$ 56
Prescription drugs	99	\$ 275
Medical supplies	97	\$ 149
Eyeglasses and contact lenses	96	\$ 72
Hearing aids	100	\$ 24
Topicals and dressings	95	\$ 40
Adult diapers	100	\$ 3
Medical equipment for general use	100	\$ 4
Supportive and convalescent medical equipment	100	\$ 3

	<b>Consumer Expenditure Index</b>	<b>Radius 1 mile</b>
Rental of medical equipment	nan	\$ 0
Rental of supportive, convalescent medical equipment	nan	\$ 0
Entertainment	95	\$ 2,815
Fees and admissions	92	\$ 625
Recreation expenses, out-of-town trips	95	\$ 20
Social, recreation, health club membership	94	\$ 160
Fees for participant sports	96	\$ 97
Participant sports, out-of-town trips	90	\$ 18
Play, theater, opera, concert	89	\$ 42
Movies, parks, museums	93	\$ 57
Movie, other admissions, out-of-town trips	91	\$ 53
Admission to sporting events	91	\$ 40
Admission to sports events, out-of-town trips	89	\$ 17
Fees for recreational lessons	90	\$ 97
Other entertainment services, out-of-town trips	95	\$ 20
Audio and visual equipment and services	99	\$ 1,105
Stereos, radios, speakers, and sound components including those in vehicles	93	\$ 13
Televisions	97	\$ 97
Cable and satellite television services	100	\$ 781
Miscellaneous sound equipment	0	\$ 0
Miscellaneous video equipment	100	\$ 8
Satellite radio service	100	\$ 15
Sound equipment accessories	89	\$ 8
Online gaming services	100	\$ 3
VCR's and video disc players	75	\$ 3
Digital media players and recorders	nan	\$ 0
Video cassettes, tapes, and discs	96	\$ 22
Video game software	92	\$ 11
Video game hardware and accessories	94	\$ 47
Streaming, downloading video	95	\$ 21
Applications, games, ringtones for handheld devices	100	\$ 3
Repair of tv, radio, and sound equipment	100	\$ 1
Rental of televisions	nan	\$ 0
Personal digital audio players	100	\$ 1
Satellite dishes	100	\$ 1
CDs, records, audio tapes	86	\$ 6
Streaming, downloading audio	100	\$ 4
Rental of VCR, radio, and sound equipment	nan	\$ 0
Musical instruments and accessories	95	\$ 20
Rental and repair of musical instruments	100	\$ 2
Rental of video cassettes, tapes, films, and discs	96	\$ 22
Rental of video hardware/accessories	nan	\$ 0
Rental of video software	100	\$ 1
Installation of televisions	nan	\$ 0
Installation of sound systems	nan	\$ 0
Installation of other video equipment or sound systems	nan	\$ 0
Pets, toys, hobbies, and playground equipment	94	\$ 641
Pets	94	\$ 519
Pet food	94	\$ 226

	<b>Consumer Expenditure Index</b>	<b>Radius 1 mile</b>
Pet purchase, supplies, medicine	95	\$ 114
Pet services	92	\$ 46
Vet services	94	\$ 131
Toys, hobbies, and playground equipment	93	\$ 121
Toys, games, arts and crafts, and tricycles	93	\$ 115
Stamp and coin collecting	100	\$ 3
Playground equipment	100	\$ 3
Other entertainment supplies, equipment, and services	93	\$ 443
Unmotored recreational vehicles	88	\$ 75
Boat without motor and boat trailers	80	\$ 8
Trailer and other attachable campers	91	\$ 67
Motorized recreational vehicles	99	\$ 142
Purchase of motorized camper	113	\$ 61
Purchase of other vehicle	88	\$ 46
Purchase of boat with motor	89	\$ 34
Rental of recreational vehicles	87	\$ 13
Rental noncamper trailer	nan	\$ 0
Boat and trailer rental out-of-town trips	0	\$ 0
Rental of campers on out-of-town trips	100	\$ 1
Rental of other vehicles on out-of-town trips	89	\$ 8
Rental of boat	nan	\$ 0
Rental of motorized camper	nan	\$ 0
Rental of other RV's	100	\$ 1
Outboard motors	100	\$ 2
Docking and landing fees	90	\$ 9
Sports, recreation and exercise equipment	90	\$ 123
Athletic gear, game tables, and exercise equipment	93	\$ 41
Bicycles	91	\$ 21
Camping equipment	91	\$ 10
Hunting and fishing equipment	89	\$ 31
Winter sports equipment	100	\$ 4
Water sports equipment	75	\$ 3
Other sports equipment	88	\$ 7
Global positioning system devices	100	\$ 1
Rental and repair of miscellaneous sports equipment	100	\$ 1
Photographic equipment, supplies and services	93	\$ 41
Film	0	\$ 0
Other photographic supplies	nan	\$ 0
Photo processing	86	\$ 6
Repair and rental of photographic equipment	nan	\$ 0
Photographic equipment	94	\$ 16
Photographer fees	89	\$ 16
Fireworks	117	\$ 7
Souvenirs	50	\$ 1
Visual goods	nan	\$ 0
Pinball, electronic video games	200	\$ 2
Live entertainment for catered affairs	90	\$ 9
Rental of party supplies for catered affairs	100	\$ 12
Personal care products and services	97	\$ 681
Personal care products	96	\$ 371

	<b>Consumer Expenditure Index</b>	<b>Radius 1 mile</b>
Hair care products	97	\$ 74
Nonelectric articles for the hair	93	\$ 13
Wigs and hairpieces	150	\$ 3
Oral hygiene products, articles	96	\$ 43
Shaving needs	95	\$ 21
Cosmetics, perfume, bath preparations	96	\$ 163
Deodorants, feminine hygiene, miscellaneous personal care	93	\$ 42
Electric personal care appliances	90	\$ 9
Personal care services	97	\$ 310
Reading	95	\$ 112
Newspaper, magazine by subscription	98	\$ 40
Newspaper, magazine non-subscription	95	\$ 19
Newsletters	nan	\$ 0
Books thru book clubs	100	\$ 3
Books not thru book clubs	89	\$ 24
Encyclopedia and other sets of reference books	nan	\$ 0
Digital book readers	96	\$ 23
Education	92	\$ 1,244
College tuition	90	\$ 733
Elementary and high school tuition	96	\$ 171
Vocational and technical school tuition	83	\$ 5
Finance, late, interest charges for student loans	94	\$ 153
Test preparation, tutoring services	87	\$ 13
Other schools tuition	100	\$ 7
Other school expenses including rentals	93	\$ 40
School books, supplies, equipment for college	96	\$ 46
School books, supplies, equipment for elementary, high school	100	\$ 15
School books, supplies, equipment for vocational and technical schools	nan	\$ 0
School books, supplies, equipment for day care, nursery	nan	\$ 0
School books, supplies, equipment for other schools	0	\$ 0
School supplies, etc. - unspecified	97	\$ 56
Tobacco products and smoking supplies	99	\$ 353
Cigarettes	99	\$ 311
Other tobacco products	94	\$ 33
Smoking accessories	100	\$ 8
Miscellaneous	94	\$ 849
Miscellaneous fees	100	\$ 2
Lotteries and pari-mutuel losses	96	\$ 50
Legal fees	94	\$ 150
Funeral expenses	100	\$ 71
Safe deposit box rental	100	\$ 4
Checking accounts, other bank service charges	100	\$ 31
Cemetery lots, vaults, maintenance fees	100	\$ 5
Accounting fees	92	\$ 60
Miscellaneous personal services	91	\$ 39
Dating services	nan	\$ 0
Finance, late, interest charges for credit cards	95	\$ 263
Finance, late, interest charges for other loans	87	\$ 40
Occupational expenses	89	\$ 41

	<b>Consumer Expenditure Index</b>	<b>Radius 1 mile</b>
Expenses for other properties	98	\$ 43
Credit card memberships	100	\$ 4
Shopping club membership fees	94	\$ 16
Vacation clubs	92	\$ 24
Cash contributions	98	\$ 1,851
Support for college students	95	\$ 98
Alimony expenditures	93	\$ 67
Child support expenditures	96	\$ 217
Gift to non-household members of stocks, bonds, and mutual funds	114	\$ 72
Cash contributions to charities and other organizations	93	\$ 205
Cash contributions to church, religious organizations	100	\$ 818
Cash contribution to educational institutions	97	\$ 36
Cash contribution to political organizations	100	\$ 7
Other cash gifts	98	\$ 327
Personal insurance and pensions	93	\$ 6,180
Life and other personal insurance	95	\$ 331
Life, endowment, annuity, other personal insurance	95	\$ 308
Other nonhealth insurance	96	\$ 22
Pensions and Social Security	93	\$ 5,848
Deductions for government retirement	95	\$ 109
Deductions for railroad retirement	88	\$ 7
Deductions for private pensions	91	\$ 615
Non-payroll deposit to retirement plans	95	\$ 782
Deductions for Social Security	93	\$ 4,332

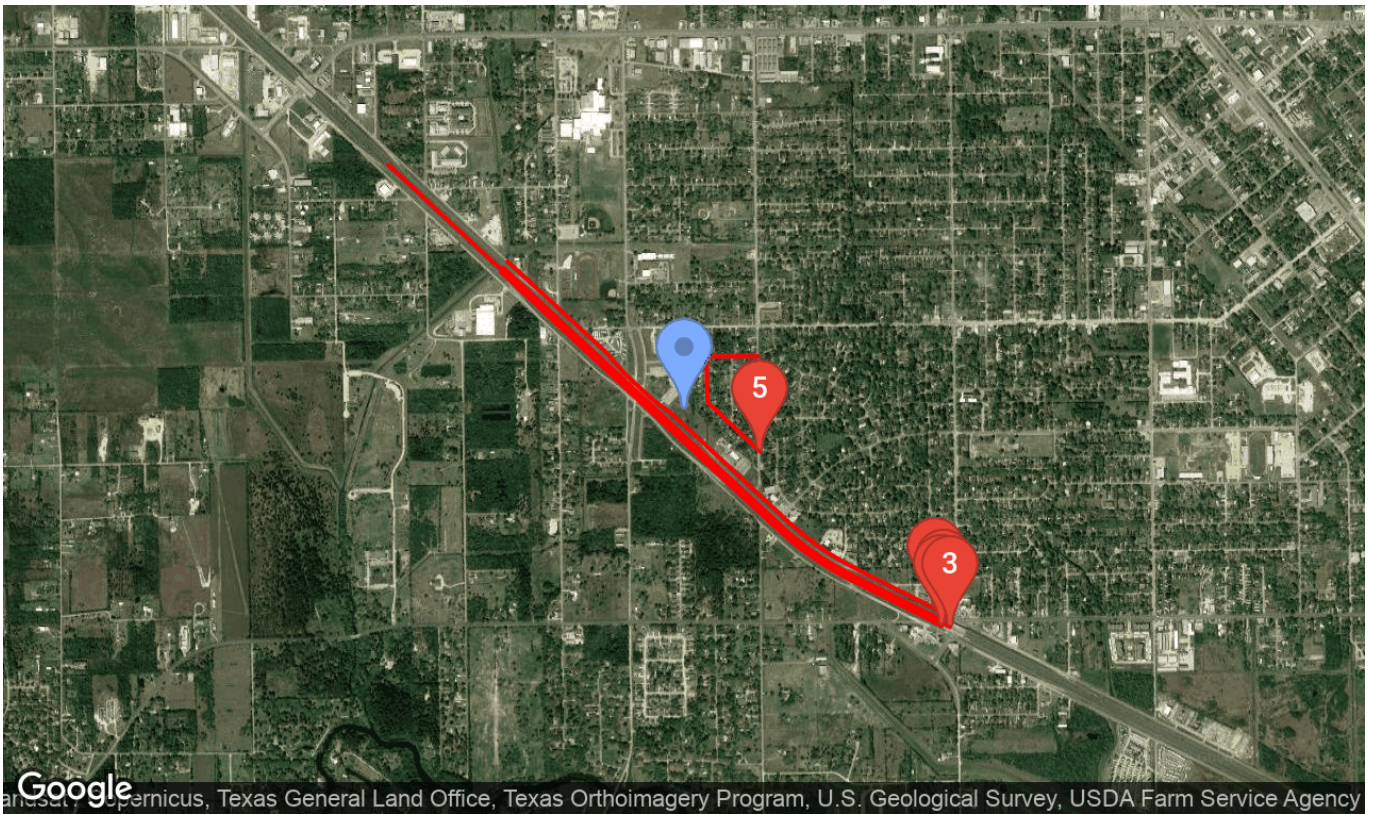


## Qualified Opportunity Zones (QOZs)

State	County	GEOID	QOZ	Tract Type
Texas	Galveston	48167722900	DESIGNATEDQOZ	Low-Income Community
Texas	Galveston	48167723700	DESIGNATEDQOZ	Low-Income Community
Texas	Galveston	48167723000	DESIGNATEDQOZ	Low-Income Community

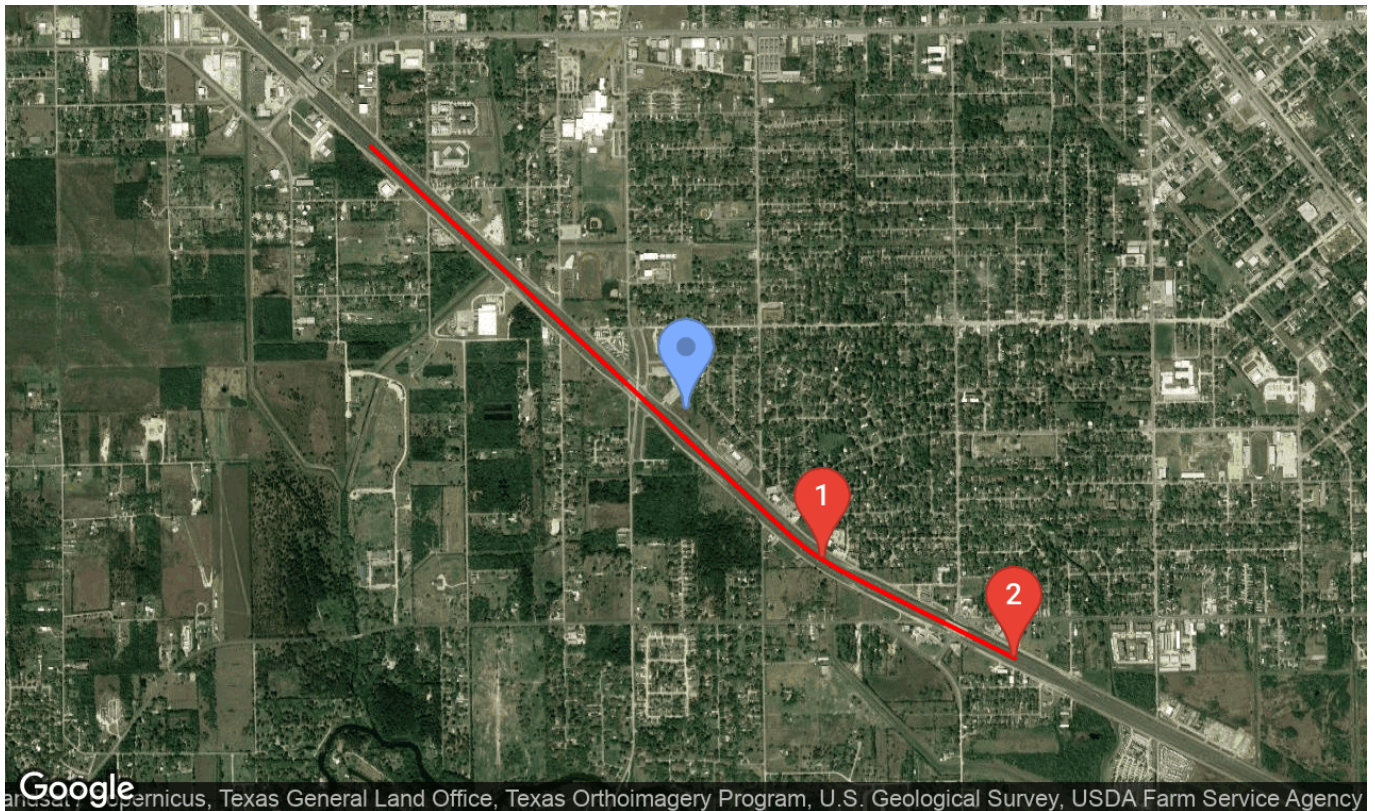
## Traffic Count Details

#	Highway	No. of Lanes	Speed Min/Max	Count 2017	Count 2016	Count 2015	Count 2014	Count 2037
1	IH0045	2	0/45	1844	1879	1790	1822	2580
2	IH0045	3	0/65	56389	58260	59358	50595	78950
3	IH0045	6	0/65	56389	58260	59358	50595	78950
4	IH0045	3	0/65	56389	58260	59358	50595	78950
5	LS0000	2	0/0	376	376	376	376	376



## Road Projects

#	Proj. ID	Project Details	Proj. Length	Est. Cost	Last Update	Est. End
1	050004105	GR, WIDEN STRS, BASE & PAVEMENTS Bill Brudnick, P.E. 713-802-5031 Bill Brudnick, P.E.	3.395	133,000,000	10/17/2018	
2	050004134	LANDSCAPE DEVELOPMENT Jamal Elahi, P.E. (409)978-2500 Jamal Elahi, P.E.	16.94	53,463	10/17/2018	3/31/2019
3	050004104	GR, WIDEN STRS, BASE AND PAVEMENT Bill Brudnick, P.E. 713-802-5031 Bill Brudnick, P.E.	3.283	96,100,000	10/17/2018	



## Zoning Details

---

Property zoning details are not available

## FEMA Flood Zone Details

---

Property is not in a FEMA flood zone

## Wetland Details

---

Property is not in a Wetland zone

## Utility District Details

---

<b>District Type</b>	<b>Utility District</b>	<b>Engineering Company</b>	<b>Attorney</b>	<b>Operator</b>
River Authority	Gulf Coast Water Authority		SCOTT BOUNDS 2727 ALLEN PKWY STE 600 HOUSTON, TX 77019 (713)5333800	
Other	Gulf Coast Waste Disposal Authority		SCOTT BOUNDS 2727 ALLEN PKWY STE 600 HOUSTON, TX 77019 (713)5333800	
Drainage District	Galveston County Drainage District 2	STEPHEN COSTELLO COSTELLO+INC 9990 RICHMOND AVE STE 450N HOUSTON, TX 77042 (713)7837788	CARLTON GETTY 2041 LAKESIDE DR EL LAGO, TX 77586 (409)7891654	

# Utilities



Water



Sewer/Drainage



Storm



Electric Power Lines

Details for Utilities are not available

# U.S. Geological Survey (Elevations & Fault Lines) Details

 Elevations

 Fault Lines

Number	Elevation in FT
1	10.00 FT



## School Districts / Agencies

---

### District/Agency

La Marque  
Independent School  
District

## Schools

---

School	Level	Phone	Dist. (miles)
LA MARQUE EDUCATIONAL ALTERNATIVE PREPARATORY SCH 397 DUROUX LA MARQUE, TX 77568	Not reported (M - M)	(409)938-4251	0.75
LA MARQUE EL 1217 VAUTHIER LA MARQUE, TX 77568	Elementary (02 - 04)	(409)916-0100	0.35
LA MARQUE H S 397 DUROUX LA MARQUE, TX 77568	High (09 - 12)	(409)916-0100	0.75
LA MARQUE J H SCHOOL 397 DUROUX LA MARQUE, TX 77568	Not reported (M - M)	(409)938-7250	0.75
MAINLAND PREPARATORY ACADEMY 319 NEWMAN RD LA MARQUE, TX 77568	Elementary (PK - 08)	(972)316-3663	0.85
RENAISSANCE ACADEMY 1217 VAUTHIER LA MARQUE, TX 77568	Not reported (M - M)	(409)908-5056	0.35

## School Attendance Boundaries

---

School Attendance Boundary details are not available

## Pipelines

Type	Pipeline	Operator
CRUDE OIL	CHOCOLATE BAYOU - TEXAS CITY	GENESIS PIPELINE TEXAS, L.P.
NATURAL GAS LIQUIDS	WILCOX SYSTEM	ENTERPRISE PRODUCTS OPERATINGLLC
NATURAL GAS	TEJAS CHOCOLATE BAYOU	KINDER MORGAN TEJAS PIPELINE LLC
NATURAL GAS	CHOCOLATE BAYOU - OLD TEXACO LINE (INAC*)	KINDER MORGAN TEJAS PIPELINE LLC
NATURAL GAS	4235 LAMARQUE LOOP - WESTWARD CITY GATE	HOUSTON PIPE LINE COMPANY LP
NATURAL GAS	3012 TEXAS CITY JUNCTION - TEXAS 16IN	HOUSTON PIPE LINE COMPANY LP
NATURAL GAS	4235 LAMARQUE LOOP - WESTWARD CITY GATE	HOUSTON PIPE LINE COMPANY LP
NATURAL GAS	4235 LAMARQUE LOOP - WESTWARD CITY GATE	HOUSTON PIPE LINE COMPANY LP
NATURAL GAS	4235 LAMARQUE LOOP - WESTWARD CITY GATE	HOUSTON PIPE LINE COMPANY LP
NATURAL GAS	4235 LAMARQUE LOOP - WESTWARD CITY GATE	HOUSTON PIPE LINE COMPANY LP

## Wells

Position	Well Type	Well ID	API #
Bottom Well	Dry Hole	166891	16701392
Bottom Well	Gas Well	150218	167
Bottom Well	Dry Hole	150220	16730881
Bottom Well	Canceled Location	150219	16730985
Bottom Well	Plugged Gas Well	150217	16730774
Bottom Well	Gas Well	166888	16701388
Surface Well	Sidetrack Well Surface Location	166888	16701388
Surface Well	Gas Well	150218	167
Surface Well	Dry Hole	150220	16730881
Surface Well	Canceled Location	150219	16730985
Surface Well	Plugged Gas Well	150217	16730774
Surface Well	Sidetrack Well Surface Location	150561	16730650
Surface Well	Dry Hole	166891	16701392

## Zipcodes

Zipcode
77568

## Bus Routes

Bus Route details are not available

## Bus Stops

Bus Stop details are not available

## Rail Routes

Rail Route details are not available

## Rail Stops

Rail Stop details are not available

## Business Aggregates

<b>Aggregates by Category Radius 1 mile(s)</b>	<b>Businesses</b>	<b>Estimated Annual Sales</b>
Agriculture, Forestry and Mining	0	\$ 0
Household and Miscellaneous Services	1	\$ 536,000
Legal	2	\$ 835,000
Manufacturing	3	\$ 13,808,000
Wholesale	5	\$ 47,168,000
Accounting, Architecture and Engineering	10	\$ 6,747,000
Transportation, Communication and Public	10	\$ 18,138,000
Health	11	\$ 6,214,000
Government	13	\$ 15,428,000
Non-Classified Establishments	15	\$ 6,975,000
Education	15	\$ 27,163,000
Membership Organizations	22	\$ 6,661,000
Finance, Insurance, Real Estate	23	\$ 35,506,000
Contractor or Construction	25	\$ 19,913,000
Retail	51	\$ 41,593,000
Business and Personal services	53	\$ 28,197,000

## Business Details

<b>SIC</b>	<b>Business</b>	<b>Dist. (miles)</b>	<b>Building Type</b>	<b>Empl.</b>	<b>Estimated Annual Sales</b>
726103	CARNES FUNERAL HOME 3100 INTERSTATE 45 N TEXAS CITY, TX, 77591 Funeral Services & Crematories	0.08	One Tenant	5	\$ 595,000
553123	EG TIRE SHOP 3047 CEDAR DR # 119 LA MARQUE, TX, 77568 Auto & Home Supply Stores	0.16	6 - 10 Tenants	2	\$ 304,000
594520	SPLIT CRAFT 3047 CEDAR DR # TX-110 TEXAS CITY, TX, 77568 Hobby, Toy & Game Shops	0.16	6 - 10 Tenants	1	\$ 168,000
594716	JUST ADD CAKE 3047 CEDAR DR # 215 LA MARQUE, TX, 77568 Gift, Novelty & Souvenir Shops	0.16	6 - 10 Tenants	1	\$ 91,000
594713	BASKET BUNDLES & BEYOND 3047 CEDAR DR # 116 LA MARQUE, TX, 77568 Gift, Novelty & Souvenir Shops	0.16	6 - 10 Tenants	3	\$ 273,000
751303	U-HAUL NEIGHBORHOOD DEALER 3045 CEDAR DR LA MARQUE, TX, 77568 Truck Rental & Leasing	0.16	2 - 5 Tenants	3	\$ 873,000

753201	D & S AUTO BODY SHOP 3047 CEDAR DR # TX-107 TEXAS CITY, TX, 77568 Automobile Repair & Paint Shops	0.16	6 - 10 Tenants	3	\$ 339,000
753801	MDC AUTO REPAIR LLC 3047 CEDAR DR # 100 LA MARQUE, TX, 77568 Automotive Repair Shops, General	0.16	6 - 10 Tenants	3	\$ 345,000
753801	SPLIT CRAFT 3047 CEDAR DR # TX-110 TEXAS CITY, TX, 77568 Automotive Repair Shops, General	0.16	6 - 10 Tenants	3	\$ 345,000
753801	CEDAR DRIVE AUTO REPAIR LLC 3045 CEDAR DR LA MARQUE, TX, 77568 Automotive Repair Shops, General	0.16	2 - 5 Tenants	3	\$ 345,000
753801	MDC AUTO REPAIR LLC 3045 CEDAR DR # B LA MARQUE, TX, 77568 Automotive Repair Shops, General	0.16	2 - 5 Tenants	3	\$ 345,000
171105	ROTO-ROOTER PLBG-WATER CLEANUP 3045 CEDAR DR LA MARQUE, TX, 77568 Plumbing, Heating & A/C Contractors	0.16	2 - 5 Tenants	9	\$ 1,314,000
899999	PRESTIGE SERVICES 3047 CEDAR DR # 101 LA MARQUE, TX, 77568 Services, Nec	0.16	6 - 10 Tenants	4	\$ 536,000
999977	PRIORITY EXPRESS LLC 3047 CEDAR DR # 115 LA MARQUE, TX, 77568 Nonclassifiable Establishments	0.16	6 - 10 Tenants	5	\$ 465,000
999977	ALLEN JACOBS ENTERPRISES INC 3047 CEDAR DR # 110 LA MARQUE, TX, 77568 Nonclassifiable Establishments	0.16	6 - 10 Tenants	5	\$ 465,000
734953	ROSA RIOS CLEANING SVC 1506 WESTWARD AVE LA MARQUE, TX, 77568 Building Cleaning & Maintnce Svcs, Nec	0.17	One Tenant	6	\$ 186,000
912102	NATIONAL GUARD 3006 GULF FWY LA MARQUE, TX, 77568 Legislative Bodies	0.17	2 - 5 Tenants	3	\$ 645,000
971105	TEXAS ARMY NATIONAL GUARD 3006 GULF FWY LA MARQUE, TX, 77568 National Security	0.17	2 - 5 Tenants	3	\$ 240,000
573113	TAYLOR AUDIO 3049 CEDAR DR # 217 LA MARQUE, TX, 77568 Radio, Television & Electronic Stores	0.20	2 - 5 Tenants	3	\$ 726,000
799101	BOSSLETICS FITNESS 3049 CEDAR DR # 201 LA MARQUE, TX, 77568 Physical Fitness Facilities	0.20	2 - 5 Tenants	2	\$ 78,000
999977	B T L TRAILERS 3049 CEDAR DR # 216 LA MARQUE, TX, 77568 Nonclassifiable Establishments	0.20	2 - 5 Tenants	5	\$ 465,000
176109	DONE RITE ROOFING & REMODELING 3 CLOVER BEND ST LA MARQUE, TX, 77568 Roofing, Siding & Sheet Metal Work	0.22	One Tenant	5	\$ 620,000

651501	VACEK GULFWAY MOBILE PARK INC 3108 GULF FWY LA MARQUE, TX, 77568 Mobile Home Sites, Residential	0.23 One Tenant	1	\$ 188,000
999977	L F C EMPOWERMENT CTR INC 10 CLOVER BEND ST LA MARQUE, TX, 77568 Nonclassifiable Establishments	0.25 One Tenant	5	\$ 465,000
863101	BOILERMAKERS LOCAL NO 132 2930 GULF FWY LA MARQUE, TX, 77568 Labor Unions & Labor Organizations	0.29 One Tenant	2	\$ 206,000
594513	CERAMIC TREASURERS 3112 CEDAR DR LA MARQUE, TX, 77568 Hobby, Toy & Game Shops	0.31 2 - 5 Tenants	1	\$ 168,000
737101	A+ COMPUTER SVC INC 3112 CEDAR DR LA MARQUE, TX, 77568 Computer Programming Services	0.31 2 - 5 Tenants	3	\$ 471,000
751303	U-HAUL NEIGHBORHOOD DEALER 3112 CEDAR DR LA MARQUE, TX, 77568 Truck Rental & Leasing	0.31 2 - 5 Tenants	2	\$ 582,000
751303	U-HAUL NEIGHBORHOOD DEALER 3112 CEDAR DR LA MARQUE, TX, 77568 Truck Rental & Leasing	0.31 2 - 5 Tenants	2	\$ 582,000
866107	HIGHLANDS BAPTIST CHURCH 2908 CEDAR DR LA MARQUE, TX, 77568 Religious Organizations	0.31 One Tenant	11	\$ 1,133,000
526107	D & W LAWN EQUIPMENT SALES 3002 GULF FWY LA MARQUE, TX, 77568 Nurseries, Lawn & Garden Supply Stores	0.33 One Tenant	5	\$ 675,000
874802	GEORGE D ROGERS TRAINING CTR 2932 GULF FWY LA MARQUE, TX, 77568 Business Consulting Services, Nec	0.34 One Tenant	2	\$ 450,000
874802	ROGERS GEORGE D TRAINING CTR 2932 GULF FWY LA MARQUE, TX, 77568 Business Consulting Services, Nec	0.34 One Tenant	2	\$ 450,000
152130	DEAD ON CONSTRUCTION LLC 2802 FANNIN ST LA MARQUE, TX, 77568 Construction, Single-family Houses	0.35 One Tenant	10	\$ 2,360,000
821103	WESTLAWN ELEMENTARY SCHOOL 1217 VAUTHIER ST LA MARQUE, TX, 77568 Elementary & Secondary Schools	0.35 2 - 5 Tenants	40	\$ 3,440,000
821103	RENAISSANCE ACADEMY 1217 VAUTHIER ST LA MARQUE, TX, 77568 Elementary & Secondary Schools	0.35 2 - 5 Tenants	12	\$ 1,032,000
571211	PURE GOODNESS KITCHEN 2805 N HOUSTON DR LA MARQUE, TX, 77568 Furniture Stores	0.36 One Tenant	4	\$ 800,000
571211	PURE GOODNESS KITCHEN 2805 N HOUSTON DR LA MARQUE, TX, 77568 Furniture Stores	0.36 One Tenant	4	\$ 800,000

602103	ATM 2924 GULF FWY LA MARQUE, TX, 77568 National Commercial Banks	0.36 One Tenant	12	\$ 3,612,000
738902	WILD BILL'S WESTERN INTERIORS 3407 INTERSTATE 45 LA MARQUE, TX, 77568 Business Services, Nec	0.37 One Tenant	3	\$ 282,000
807201	ANDERSON DENTAL LABORATORY 2819 GULF FWY LA MARQUE, TX, 77568 Dental Laboratories	0.37 One Tenant	11	\$ 1,045,000
541105	MINI GROCERY MART 810 WESTWARD AVE LA MARQUE, TX, 77568 Grocery Stores	0.38 One Tenant	3	\$ 546,000
541105	MINI GROCERY MART 810 WESTWARD AVE TEXAS CITY, TX, 77568 Grocery Stores	0.38 One Tenant	3	\$ 546,000
871201	PETER S CUNNINGHAM II 2733 MAGNOLIA DR LA MARQUE, TX, 77568 Architectural Services	0.39 One Tenant	1	\$ 151,000
653111	NIYAH'S PLACE 1911 WESTWARD AVE LA MARQUE, TX, 77568 Real Estate Agents & Managers	0.39 One Tenant	3	\$ 402,000
804918	ELIZABETH ROGERS 1105 LAYMAN ST LA MARQUE, TX, 77568 Offices/Clinics: Health Practitnrs, Nec	0.39 One Tenant	1	\$ 82,000
175102	BREAUX'S CARPENTRY 2804 CEDAR DR LA MARQUE, TX, 77568 Carpentry Work	0.42 One Tenant	3	\$ 351,000
175102	BREAUX'S CARPENTRY 2804 CEDAR DR LA MARQUE, TX, 77568 Carpentry Work	0.42 One Tenant	3	\$ 351,000
581208	MISTER TAMAL AUTHENTIC MEXICAN 1002 W CAMP CIR LA MARQUE, TX, 77568 Restaurants	0.44 One Tenant	8	\$ 320,000
581208	MISTER TAMAL AUTHENTIC MEXICAN 1002 W CAMP CIR LA MARQUE, TX, 77568 Restaurants	0.44 One Tenant	8	\$ 320,000
422503	COOK SALES INC 3300 GULF FWY LA MARQUE, TX, 77568 Warehousing & Storage, General	0.44 One Tenant	2	\$ 252,000
521131	DOOR MAN 1608 MILAM ST LA MARQUE, TX, 77568 Lumber & Building Materials Dealers	0.46 One Tenant	4	\$ 1,032,000
521131	DOORMAN LLC 1608 MILAM ST LA MARQUE, TX, 77568 Lumber & Building Materials Dealers	0.46 One Tenant	4	\$ 1,032,000
399903	BOHEN INDUSTRIES LLC 2850 GULF FWY LA MARQUE, TX, 77568 Manufacturing Industries, Nec	0.47 One Tenant	8	\$ 1,048,000

866107	MIRACLE TEMPLE APOSTOLIC CHR 902 DUROUX RD LA MARQUE, TX, 77568 Religious Organizations	0.49 One Tenant	2	\$ 206,000
866107	CARPENTERS HOUSE 3500 GULF FWY LA MARQUE, TX, 77568 Religious Organizations	0.50 One Tenant	2	\$ 206,000
152139	ADVANCED QUALITY REMODELING 2702 S HOUSTON DR LA MARQUE, TX, 77568 Construction, Single-family Houses	0.53 One Tenant	5	\$ 1,180,000
152139	ADVANCED QUALITY REMODELING 2702 S HOUSTON DR LA MARQUE, TX, 77568 Construction, Single-family Houses	0.53 One Tenant	5	\$ 1,180,000
641112	FARMERS INSURANCE-RONALD FOREE 2600 GULF FWY # D LA MARQUE, TX, 77568 Insurance Agents, Brokers & Services	0.54 One Tenant	2	\$ 276,000
518101	DIENST DISTRIBUTING CO 3001 GULF FWY LA MARQUE, TX, 77568 Beer & Ale	0.55 One Tenant	42	\$ 19,908,000
518101	FAUST DISTRIBUTING 3001 IH 45 LA MARQUE, TX, 77568 Beer & Ale	0.55 One Tenant	42	\$ 19,908,000
866107	CHURCH OF CHRIST WESTWARD ST 502 WESTWARD AVE LA MARQUE, TX, 77568 Religious Organizations	0.56 One Tenant	2	\$ 206,000
762921	A-1 RESTAURANT SVC 3202 MAIN ST LA MARQUE, TX, 77568 Electrical/Electronic Repair Shops, Nec	0.58 2 - 5 Tenants	7	\$ 826,000
152103	A1 FIRE EQUIPMENT 3202 MAIN ST LA MARQUE, TX, 77568 Construction, Single-family Houses	0.58 2 - 5 Tenants	10	\$ 2,360,000
653118	GLOBAL REAL ESTATE 2705 MEADOW LN LA MARQUE, TX, 77568 Real Estate Agents & Managers	0.58 One Tenant	3	\$ 402,000
653118	GLOBAL REAL ESTATE 2705 MEADOW LN TEXAS CITY, TX, 77568 Real Estate Agents & Managers	0.58 One Tenant	3	\$ 402,000
922404	ISLAND FIRE & SAFETY EQPT INC 3202 MAIN ST LA MARQUE, TX, 77568 Fire Protection	0.58 2 - 5 Tenants	12	\$ 2,004,000
922404	ISLAND FIRE & SAFETY EQPT INC 3202 MAIN ST LA MARQUE, TX, 77568 Fire Protection	0.58 2 - 5 Tenants	12	\$ 2,004,000
152112	BORONDO PINES BY CASTLEROCK 33 BORONDO STRETCH LA MARQUE, TX, 77568 Construction, Single-family Houses	0.59 One Tenant	2	\$ 472,000
152112	BORONDO PINES BY CASTLEROCK 33 BORONDO STRETCH LA MARQUE, TX, 77568 Construction, Single-family Houses	0.59 One Tenant	2	\$ 472,000

174101	CRAFTSMAN MASONRY INC 2215 CLARK DR LA MARQUE, TX, 77568 Masonry & Other Stone Work	0.61 One Tenant	3	\$ 294,000
495904	GARNER ENVIRONMENTAL SVC INC 3197 MAIN ST LA MARQUE, TX, 77568 Sanitary Services, Nec	0.61 One Tenant	54	\$ 9,936,000
821103	LA MARQUE HIGH SCHOOL 300 VAUTHIER ST LA MARQUE, TX, 77568 Elementary & Secondary Schools	0.62 One Tenant	90	\$ 7,740,000
821103	LA MARQUE HIGH SCHOOL 300 VAUTHIER ST LA MARQUE, TX, 77568 Elementary & Secondary Schools	0.62 One Tenant	90	\$ 7,740,000
421401	LONE STAR MOVING CO 3600 GULF FWY LA MARQUE, TX, 77568 Trucking With Storage, Local	0.63 One Tenant	4	\$ 380,000
874899	MAYDAY CONSULTANTS 1204 NEWMAN RD LA MARQUE, TX, 77568 Business Consulting Services, Nec	0.64 One Tenant	6	\$ 1,350,000
177107	SIX BROTHERS CONCRETE PUMPING 2503 CEDAR DR LA MARQUE, TX, 77568 Concrete Work Contractors	0.64 One Tenant	10	\$ 1,290,000
177107	SIX BROTHERS CONCRETE PUMPING 2503 CEDAR DR LA MARQUE, TX, 77568 Concrete Work Contractors	0.64 One Tenant	10	\$ 1,290,000
999977	EIGHTYNINE10 STUDIO DESIGNS 2913 VIRGINA ST LA MARQUE, TX, 77568 Nonclassifiable Establishments	0.64 One Tenant	5	\$ 465,000
721704	STEAM LOCAL 3130 VIRGINA ST LA MARQUE, TX, 77568 Carpet & Upholstery Cleaning	0.65 One Tenant	6	\$ 360,000
829929	OPPORTUNITIES UNLIMITED 2510 CEDAR DR LA MARQUE, TX, 77568 Schools & Educational Services, Nec	0.65 One Tenant	2	\$ 176,000
829929	OPPORTUNITIES UNLIMITED 2510 CEDAR DR TEXAS CITY, TX, 77568 Schools & Educational Services, Nec	0.65 One Tenant	2	\$ 176,000
593217	DALLARDS 2517 JACKSON ST TEXAS CITY, TX, 77568 Used Merchandise Stores	0.66 One Tenant	2	\$ 176,000
811103	ROBERT PENRICE 2514 CEDAR DR LA MARQUE, TX, 77568 Legal Services	0.66 2 - 5 Tenants	2	\$ 334,000
734201	GULF STATES BIRD-PEST CONTROL 2225 CLARK DR LA MARQUE, TX, 77568 Disinfecting & Exterminating Services	0.67 One Tenant	1	\$ 78,000
734201	GULF STATES BIRD PEST CONTROL 2225 CLARK DR LA MARQUE, TX, 77568 Disinfecting & Exterminating Services	0.67 One Tenant	1	\$ 78,000

753801	GIL'S AUTO REPAIR 2502 CEDAR DR TEXAS CITY, TX, 77568 Automotive Repair Shops, General	0.67	One Tenant	3	\$ 345,000
753801	CARTER'S AUTO CARE 2502 CEDAR DR LA MARQUE, TX, 77568 Automotive Repair Shops, General	0.67	2 - 5 Tenants	3	\$ 345,000
753801	GIL'S AUTO REPAIR 2502 CEDAR DR TEXAS CITY, TX, 77568 Automotive Repair Shops, General	0.67	2 - 5 Tenants	3	\$ 345,000
641112	KING INSURANCE 2514 CEDAR DR LA MARQUE, TX, 77568 Insurance Agents, Brokers & Services	0.67	One Tenant	3	\$ 414,000
554110	BUZZYBEE 2605 MAIN ST LA MARQUE, TX, 77568 Gasoline Service Stations	0.68	2 - 5 Tenants	8	\$ 0
602103	ATM 2605 MAIN ST LA MARQUE, TX, 77568 National Commercial Banks	0.68	2 - 5 Tenants	12	\$ 3,612,000
866107	ST MICHAEL'S EPISCOPAL CHURCH 1601 LAKE RD LA MARQUE, TX, 77568 Religious Organizations	0.68	One Tenant	2	\$ 206,000
866107	NEW HOPE BIBLE CHURCH 3801 MCKINNEY EXT LA MARQUE, TX, 77568 Religious Organizations	0.68	One Tenant	3	\$ 309,000
999977	LAMARQUE BUZZY BEE 2605 MAIN ST LA MARQUE, TX, 77568 Nonclassifiable Establishments	0.68	2 - 5 Tenants	5	\$ 465,000
551105	45 TRUCK SALES 3610 GULF FWY LA MARQUE, TX, 77568 Car & Truck Dealers, New & Used	0.69	2 - 5 Tenants	4	\$ 2,588,000
551105	FORTY FIVE TRUCK SALES 3610 GULF FWY LA MARQUE, TX, 77568 Car & Truck Dealers, New & Used	0.69	2 - 5 Tenants	4	\$ 2,588,000
615303	45 TRUCK SALES 3610 GULF FWY LA MARQUE, TX, 77568 Business Credit Institutns, Short-term	0.69	One Tenant	2	\$ 792,000
802101	CEDAR LAKE DENTAL 1205 LAKE RD LA MARQUE, TX, 77568 Offices & Clinics Of Dentists	0.69	2 - 5 Tenants	4	\$ 396,000
802101	CEDAR LAKE DENTAL 1205 LAKE RD LA MARQUE, TX, 77568 Offices & Clinics Of Dentists	0.69	2 - 5 Tenants	7	\$ 693,000
802101	PATRICIA SUAREZ DDS 1205 LAKE RD LA MARQUE, TX, 77568 Offices & Clinics Of Dentists	0.69	2 - 5 Tenants	4	\$ 396,000
802101	CEDAR LAKE DENTAL 1205 LAKE RD LA MARQUE, TX, 77568 Offices & Clinics Of Dentists	0.69	2 - 5 Tenants	4	\$ 396,000

802101	PATRICIA SUAREZ DDS 1205 LAKE RD LA MARQUE, TX, 77568 Offices & Clinics Of Dentists	0.69	2 - 5 Tenants	4	\$ 396,000
599909	A TO Z TROPHIES 2709 MAIN ST LA MARQUE, TX, 77568 Retail Stores, Misc, Nec	0.70	2 - 5 Tenants	2	\$ 268,000
179938	A TO Z FENCE CO 2709 MAIN ST LA MARQUE, TX, 77568 Special Trade Contractors, Nec	0.70	2 - 5 Tenants	5	\$ 620,000
557102	TIKI CUSTOM GOLF CARS LA MARQUE, TX, 77568 Motorcycle & All-Terrain Vehicle Dlr	0.71	2 - 5 Tenants	2	\$ 662,000
573107	DISH SATELLITE TV LA MARQUE, TX, 77568 Radio, Television & Electronic Stores	0.71	2 - 5 Tenants	10	\$ 2,420,000
592102	SWIZZLE LIQUOR 6812 FM 1765 LA MARQUE, TX, 77568 Liquor Stores	0.71	One Tenant	2	\$ 452,000
872101	PENN WHITLEY 600 INTERSTATE 45 N LA MARQUE, TX, 77568 Accounting, Auditing & Bookkeeping Svcs	0.71	One Tenant	2	\$ 206,000
873301	LA LANDRY 490 POMPANO ST LA MARQUE, TX, 77568 Research Organizations, Noncommercial	0.71	One Tenant	2	\$ 280,000
873404	EAGLE X-RAY LA MARQUE, TX, 77568 Testing Laboratories	0.71	2 - 5 Tenants	9	\$ 918,000
724101	STEVE'S BARBER & BEAUTY SHOP 5922 WILLIS CIR LA MARQUE, TX, 77568 Barber Shops	0.71	One Tenant	3	\$ 129,000
729935	KC WEDDINGS N THINGS LA MARQUE, TX, 77568 Personal Services, Misc, Nec	0.71	2 - 5 Tenants	3	\$ 165,000
734201	LANYAP PEST CONTROL LA MARQUE, TX, 77568 Disinfecting & Exterminating Services	0.71	2 - 5 Tenants	3	\$ 234,000
734201	REVENGE PEST CONTROL LA MARQUE, TX, 77568 Disinfecting & Exterminating Services	0.71	2 - 5 Tenants	15	\$ 1,170,000
734201	PROKILL TERMITE & PEST CONTROL PO BOX 1522 LA MARQUE, TX, 77568 Disinfecting & Exterminating Services	0.71	One Tenant	1	\$ 78,000
735906	JUST ADD CAKE PARTY RENTALS LA MARQUE, TX, 77568 Equipment Rental & Leasing, Nec	0.71	2 - 5 Tenants	1	\$ 183,000
794801	GULF GREYHOUND PARTNERS LTD PRINT SHOP LA MARQUE, TX, 77568 Racing, Incl Track Operation	0.71	One Tenant	4	\$ 504,000
171117	DOCTOR COOL & PROFESSOR HEAT LA MARQUE, TX, 77568 Plumbing, Heating & A/C Contractors	0.71	2 - 5 Tenants	4	\$ 584,000
171117	BOSWORTH AIR CONDITIONING INC LA MARQUE, TX, 77568 Plumbing, Heating & A/C Contractors	0.71	2 - 5 Tenants	4	\$ 584,000

829929	COASTAL AREA HEALTH EDU CTR PO BOX 2 LA MARQUE, TX, 77568 Schools & Educational Services, Nec	0.71 One Tenant	2	\$ 176,000
833102	GULF COAST CTR-HARBOR HOUSE 5825 EMMETT F LOWRY EXPY LA MARQUE, TX, 77568 Job Training & Vocational Rehab Srvc	0.71 One Tenant	4	\$ 232,000
835101	EARLY LEARNING CHILD CARE PO BOX 536 LA MARQUE, TX, 77568 Child Day Care Services	0.71 One Tenant	9	\$ 279,000
602103	ATM 4328 GULF GREEWAY LA MARQUE, TX, 77568 National Commercial Banks	0.71 2 - 5 Tenants	12	\$ 3,612,000
602103	ATM 5307 HWY 45 GULFWAY LA MARQUE, TX, 77568 National Commercial Banks	0.71 2 - 5 Tenants	12	\$ 3,612,000
628203	CONSUMER CREDIT COUNSELING SVC LA MARQUE, TX, 77568 Investment Advice	0.71 2 - 5 Tenants	4	\$ 1,660,000
635101	A & A ASSOC BAIL BONDS LA MARQUE, TX, 77568 Surety Insurance	0.71 2 - 5 Tenants	3	\$ 1,992,000
653118	RYAN L SCOTT PO BOX 91 LA MARQUE, TX, 77568 Real Estate Agents & Managers	0.71 One Tenant	2	\$ 268,000
811103	LAW OFFICE-THERESA A LYNN PC LA MARQUE, TX, 77568 Legal Services	0.71 2 - 5 Tenants	3	\$ 501,000
861102	STRATEGIC SPORTS GROUP LA MARQUE, TX, 77568 Business Associations	0.71 2 - 5 Tenants	1	\$ 172,000
863101	IAM 216 HWY 75 N LA MARQUE, TX, 77568 Labor Unions & Labor Organizations	0.71 One Tenant	4	\$ 412,000
866107	FAMILY UNITY PO BOX 626 LA MARQUE, TX, 77568 Religious Organizations	0.71 One Tenant	3	\$ 309,000
866107	PEOPLES COMMUNITY BAPTIST CHR PO BOX 702 LA MARQUE, TX, 77568 Religious Organizations	0.71 One Tenant	3	\$ 309,000
866107	NEW HOPE BIBLE BAPTIST CHURCH PO BOX 1754 LA MARQUE, TX, 77568 Religious Organizations	0.71 One Tenant	3	\$ 309,000
999977	UNDERWATER GREEN FISHING LGHTS LA MARQUE, TX, 77568 Nonclassifiable Establishments	0.71 2 - 5 Tenants	5	\$ 465,000
999977	HORSEMAN SAM LLC PO BOX 634 LA MARQUE, TX, 77568 Nonclassifiable Establishments	0.71 One Tenant	5	\$ 465,000
472402	ACKER TRAVEL AGENCY LA MARQUE, TX, 77568 Travel Agencies	0.71 2 - 5 Tenants	2	\$ 142,000

492401	EPCO 4802 PORT BLVD LA MARQUE, TX, 77568 Natural Gas Distribution	0.71 One Tenant	6	\$ 4,008,000
494102	GALVESTON COUNTY WATER CONTROL 4618 CRANE LA MARQUE, TX, 77568 Water Supply Systems	0.71 One Tenant	2	\$ 426,000
503211	MABE'S HAULING & SAND PIT 4108 HIGHWAY 6 LA MARQUE, TX, 77568 Brick, Stone & Rltd Construction Matls	0.71 One Tenant	5	\$ 2,400,000
571217	PARADISE PALAPAS 701 NEWMAN RD LA MARQUE, TX, 77568 Furniture Stores	0.72 One Tenant	4	\$ 800,000
874802	GULF COAST SAFETY TRAINING 2118 LAKE RD LA MARQUE, TX, 77568 Business Consulting Services, Nec	0.73 One Tenant	2	\$ 450,000
866107	CENTRO CRISTIANO 2405 CEDAR DR LA MARQUE, TX, 77568 Religious Organizations	0.73 One Tenant	2	\$ 206,000
866107	CENTRO CRISTIANO 2405 CEDAR DR TEXAS CITY, TX, 77568 Religious Organizations	0.73 One Tenant	2	\$ 206,000
581208	McDonald's 2300 GULF FWY LA MARQUE, TX, 77568 Restaurants	0.74 2 - 5 Tenants	50	\$ 2,000,000
581208	MC DONALD'S 2300 GULF FWY LA MARQUE, TX, 77568 Restaurants	0.74 2 - 5 Tenants	50	\$ 2,000,000
738979	P & P PRODUCTIONS 404 DUROUX RD # A LA MARQUE, TX, 77568 Business Services, Nec	0.74 2 - 5 Tenants	1	\$ 94,000
784108	REDBOX 2300 GULF FWY LA MARQUE, TX, 77568 Video Tape Rental	0.74 2 - 5 Tenants	3	\$ 0
784108	REDBOX 2300 GULF FWY LA MARQUE, TX, 77568 Video Tape Rental	0.74 2 - 5 Tenants	3	\$ 0
175106	GRUMPY WOODWORKS LLC 2402 PECOS ST LA MARQUE, TX, 77568 Carpentry Work	0.74 One Tenant	1	\$ 117,000
835101	KAMORA'S ACADEMY OF LEARNING 404 DUROUX RD # A-TX TEXAS CITY, TX, 77568 Child Day Care Services	0.74 2 - 5 Tenants	9	\$ 279,000
599972	SCHLITZBERGER-DAUGHTERS MNMNT 2501 MAIN ST LA MARQUE, TX, 77568 Retail Stores, Misc, Nec	0.75 One Tenant	1	\$ 134,000
723106	SISTER'S BEAUTY SALON 1015 LAKE RD LA MARQUE, TX, 77568 Beauty Shops	0.75 One Tenant	1	\$ 39,000

753701	LUXURY AUTOMOTIVE MAINTENANCE 2510 GREBB ST LA MARQUE, TX, 77568 Automotive Transmission Repair Shops	0.75	2 - 5 Tenants	3	\$ 324,000
753701	LUXURY AUTOMOTIVE 2510 GREBB ST LA MARQUE, TX, 77568 Automotive Transmission Repair Shops	0.75	One Tenant	3	\$ 324,000
753801	LUXURY AUTOMOTIVE 2510 GREBB ST LA MARQUE, TX, 77568 Automotive Repair Shops, General	0.75	2 - 5 Tenants	3	\$ 345,000
792905	LUCKY DOG 2413 1/2 CEDAR DR LA MARQUE, TX, 77568 Bands, Actors & Entertainers	0.75	One Tenant	2	\$ 440,000
508714	SCHLITZBERGER-DAUGHTERS MNMNT 2501 MAIN ST LA MARQUE, TX, 77568 Service Establishment Equipt & Supplies	0.75	One Tenant	1	\$ 346,000
551102	AGGRESSIVE DREAM CARS 3620 GULF FWY LA MARQUE, TX, 77568 Car & Truck Dealers, New & Used	0.76	One Tenant	6	\$ 3,882,000
551102	AGGRESSIVE DREAM CARS 3620 GULF FWY TEXAS CITY, TX, 77568 Car & Truck Dealers, New & Used	0.76	One Tenant	6	\$ 3,882,000
799951	GALVESTON COUNTY PARKS & SNR 4102 MAIN ST LA MARQUE, TX, 77568 Amusement & Recreation Services, Nec	0.76	6 - 10 Tenants	13	\$ 1,092,000
799951	GALVESTON CO DEPT PARKS & SR 4102 MAIN ST LA MARQUE, TX, 77568 Amusement & Recreation Services, Nec	0.76	6 - 10 Tenants	13	\$ 1,092,000
799951	CARBIDE PARK 4102 MAIN ST LA MARQUE, TX, 77568 Amusement & Recreation Services, Nec	0.76	6 - 10 Tenants	70	\$ 5,880,000
832206	JOHNSONS COMMUNITY CTR 4102 MAIN ST LA MARQUE, TX, 77568 Individual & Family Social Services	0.76	6 - 10 Tenants	3	\$ 171,000
912103	GALVESTON COUNTY SENIOR SVC 4102 MAIN ST LA MARQUE, TX, 77568 Legislative Bodies	0.76	6 - 10 Tenants	5	\$ 1,075,000
912103	GALVESTON COUNTY AGRICULTURE 4102B MAIN ST LA MARQUE, TX, 77568 Legislative Bodies	0.76	6 - 10 Tenants	7	\$ 1,505,000
912103	GALVESTON COUNTY EXTENSION SVC 4102 MAIN ST # B LA MARQUE, TX, 77568 Legislative Bodies	0.76	6 - 10 Tenants	5	\$ 1,075,000
912103	GALVESTON COUNTY SENIOR SVC 4102 MAIN ST LA MARQUE, TX, 77568 Legislative Bodies	0.76	6 - 10 Tenants	5	\$ 1,075,000
912103	GALVESTON COUNTY EXTENSION SVC 4102 MAIN ST # B LA MARQUE, TX, 77568 Legislative Bodies	0.76	6 - 10 Tenants	5	\$ 1,075,000

912103	GALVESTON COUNTY AGRICULTURE 4102B MAIN ST LA MARQUE, TX, 77568 Legislative Bodies	0.76	6 - 10 Tenants	7	\$ 1,505,000
783201	PROINSTALL SOLUTIONS 2402 OAKLAWN DR LA MARQUE, TX, 77568 Motion Picture Theaters, Exc Drive-In	0.77	One Tenant	7	\$ 553,000
835101	BUILDING BLOCKS ACADEMY 2619 MAIN ST LA MARQUE, TX, 77568 Child Day Care Services	0.77	One Tenant	14	\$ 434,000
641112	ONE DAY AGENCY 2317 CEDAR DR LA MARQUE, TX, 77568 Insurance Agents, Brokers & Services	0.78	One Tenant	3	\$ 414,000
641112	ONE DAY AGENCY 2317 CEDAR DR TEXAS CITY, TX, 77568 Insurance Agents, Brokers & Services	0.78	One Tenant	3	\$ 414,000
152115	JERALDS HANDYMAN SVC 3918 MCKINNEY EXT # E LA MARQUE, TX, 77568 Construction, Single-family Houses	0.79	One Tenant	2	\$ 472,000
873303	KHAMVREL FOUNDATION 2619 BELLVIEW ST LA MARQUE, TX, 77568 Research Organizations, Noncommercial	0.80	One Tenant	2	\$ 280,000
866107	TRUE FAITH MISSIONARY BAPT CHR 801 LAKE RD LA MARQUE, TX, 77568 Religious Organizations	0.80	One Tenant	3	\$ 309,000
999977	CONNIE M MORAN 2224 LAKE RD LA MARQUE, TX, 77568 Nonclassifiable Establishments	0.80	2 - 5 Tenants	5	\$ 465,000
999977	CREATIVE FATHERS STUDIO FLY SP 2224 LAKE RD LA MARQUE, TX, 77568 Nonclassifiable Establishments	0.80	2 - 5 Tenants	5	\$ 465,000
999977	CREATIVE FEATHERS STUDIO 2224 LAKE RD LA MARQUE, TX, 77568 Nonclassifiable Establishments	0.80	2 - 5 Tenants	5	\$ 465,000
541105	LE TRAN 2302 CEDAR DR LA MARQUE, TX, 77568 Grocery Stores	0.81	2 - 5 Tenants	3	\$ 546,000
581301	RUSTY'S DUGOUT 2228 LAKE RD LA MARQUE, TX, 77568 Drinking Places, Alcoholic Beverages	0.81	One Tenant	4	\$ 200,000
581301	RUSTY'S DUGOUT 2228 LAKE RD TEXAS CITY, TX, 77568 Drinking Places, Alcoholic Beverages	0.81	One Tenant	4	\$ 200,000
821103	MAINLAND PREPARATORY ACADEMY 319 NEWMAN RD LA MARQUE, TX, 77568 Elementary & Secondary Schools	0.81	One Tenant	55	\$ 4,730,000
602103	ATM 2302 CEDAR DR LA MARQUE, TX, 77568 National Commercial Banks	0.81	2 - 5 Tenants	12	\$ 3,612,000

581301	NON-PUB COSTA MARIPOSA 7555 MEDICAL CENTER DR LA MARQUE, TX, 77568 Drinking Places, Alcoholic Beverages	0.83 One Tenant	4	\$ 200,000
871106	SHELMARK ENGINEERING LLC 8419 EMMETT F LOWRY EXPY LA MARQUE, TX, 77568 Engineering Services	0.83 One Tenant	14	\$ 2,212,000
724101	STEVE'S BARBER & BEAUTY SHOP 5922 WILLIS CIR TX LA MARQUE, TX, 77568 Barber Shops	0.83 One Tenant	3	\$ 129,000
729924	CONSUMER CREDIT COUNSELING SVC LA MARQUE, TX, 77568 Personal Services, Misc, Nec	0.83 2 - 5 Tenants	3	\$ 165,000
734953	ROSA RIOS CLEANING SVC LA MARQUE, TX, 77568 Building Cleaning & Maintnce Svcs, Nec	0.83 2 - 5 Tenants	6	\$ 186,000
152103	LB1 CONSTRUCTION LLC PO BOX 1322 LA MARQUE, TX, 77568 Construction, Single-family Houses	0.83 One Tenant	1	\$ 236,000
171117	COOL RITE LA MARQUE, TX, 77568 Plumbing, Heating & A/C Contractors	0.83 2 - 5 Tenants	3	\$ 438,000
171105	OBERHOLTZER PLUMBING LA MARQUE, TX, 77568 Plumbing, Heating & A/C Contractors	0.83 2 - 5 Tenants	4	\$ 584,000
653118	HLC ENTERPRISES INC 3201 HWY 146 S TX LA MARQUE, TX, 77568 Real Estate Agents & Managers	0.83 One Tenant	3	\$ 402,000
808201	AMED HOME HEALTH LA MARQUE, TX, 77568 Home Health Care Services	0.83 2 - 5 Tenants	10	\$ 490,000
863101	INTERNATIONAL ASSOCIATION 216 HWY 75 N LA MARQUE, TX, 77568 Labor Unions & Labor Organizations	0.83 One Tenant	2	\$ 206,000
866107	WORD OF FAITH CLC 325 WESTWARD AVE LA MARQUE, TX, 77568 Religious Organizations	0.83 One Tenant	2	\$ 206,000
866107	PROGRESSIVE BAPTIST CHR 320 BELL DR LA MARQUE, TX, 77568 Religious Organizations	0.83 One Tenant	3	\$ 309,000
999977	AIMM TECHNOLOGIES INC PO BOX 369 LA MARQUE, TX, 77568 Nonclassifiable Establishments	0.83 One Tenant	5	\$ 465,000
541103	CORNER STORE 2430 MAIN ST LA MARQUE, TX, 77568 Grocery Stores	0.84 One Tenant	5	\$ 910,000
541103	CIRCLE K 2430 MAIN ST LA MARQUE, TX, 77568 Grocery Stores	0.84 One Tenant	5	\$ 910,000
753801	MIJO'S AUTO REPAIR SHOP 607 LAKE RD LA MARQUE, TX, 77568 Automotive Repair Shops, General	0.84 One Tenant	3	\$ 345,000

912103	GALVESTON COUNTY CONSTABLE 203 VAUTHIER ST LA MARQUE, TX, 77568 Legislative Bodies	0.84	2 - 5 Tenants	7	\$ 1,505,000
912103	HONORABLE SONNY JAMES 203 VAUTHIER ST LA MARQUE, TX, 77568 Legislative Bodies	0.84	2 - 5 Tenants	3	\$ 645,000
912103	GALVESTON COUNTY JUSTICE-PEACE 203 VAUTHIER ST LA MARQUE, TX, 77568 Legislative Bodies	0.84	2 - 5 Tenants	5	\$ 1,075,000
541103	COUGAR'S CONVENIENCE 2222 CEDAR DR LA MARQUE, TX, 77568 Grocery Stores	0.85	One Tenant	3	\$ 546,000
753801	MCH AUTO & TRUCK REPAIR 2428 MAIN ST LA MARQUE, TX, 77568 Automotive Repair Shops, General	0.85	One Tenant	2	\$ 230,000
152115	KINGSBURY HANDYMAN-REMODELLING 2210 CARRIAGE LN LA MARQUE, TX, 77568 Construction, Single-family Houses	0.86	One Tenant	2	\$ 472,000
152115	KINGSBURY HANDYMAN-REMODELLING 2210 CARRIAGE LN LA MARQUE, TX, 77568 Construction, Single-family Houses	0.86	One Tenant	2	\$ 472,000
801101	DAVITA MAINLAND DIALYSIS CTR 4201 GULF FWY LA MARQUE, TX, 77568 Offices & Clinics Of Medical Doctors	0.86	2 - 5 Tenants	3	\$ 915,000
801101	DAVITA MAINLAND DIALYSIS CTR 4201 GULF FWY LA MARQUE, TX, 77568 Offices & Clinics Of Medical Doctors	0.86	2 - 5 Tenants	3	\$ 915,000
565101	QUEEN ROYALTYBITE CLOTHING LN 2128 CEDAR DR # D LA MARQUE, TX, 77568 Family Clothing Stores	0.87	2 - 5 Tenants	4	\$ 596,000
565101	QUEEN ROYALTYBITE CLOTHING LN 2128 CEDAR DR # TX-D TEXAS CITY, TX, 77568 Family Clothing Stores	0.87	One Tenant	4	\$ 596,000
581208	MAMA FRANCES SOUL KITCHEN 199 VAUTHIER ST # D LA MARQUE, TX, 77568 Restaurants	0.87	2 - 5 Tenants	4	\$ 160,000
723106	MONA'S DIVAN DEN 2125 CEDAR DR LA MARQUE, TX, 77568 Beauty Shops	0.87	One Tenant	3	\$ 117,000
723106	MONA'S DIVAN DEN 2125 CEDAR DR TEXAS CITY, TX, 77568 Beauty Shops	0.87	One Tenant	3	\$ 117,000
799945	LIONS OF JUDAH KARATE STUDIO 2126 CEDAR DR LA MARQUE, TX, 77568 Amusement & Recreation Services, Nec	0.87	One Tenant	3	\$ 252,000
835101	BUSY BODY CHILDCARE 199 VAUTHIER ST # TX-C TEXAS CITY, TX, 77568 Child Day Care Services	0.87	2 - 5 Tenants	9	\$ 279,000

808201	ALL ACROSS AMER HM HEALTH SVC 2128 CEDAR DR LA MARQUE, TX, 77568 Home Health Care Services	0.87 One Tenant	10	\$ 490,000
866102	BIBLICAL VIEW SCHOOL-THE BIBLE 2128 CEDAR DR # D LA MARQUE, TX, 77568 Religious Organizations	0.87 2 - 5 Tenants	5	\$ 515,000
835101	BUSY BODY CHILDCARE 199 VAUTHIER ST # TX-C TEXAS CITY, TX, 77568 Child Day Care Services	0.88 One Tenant	9	\$ 279,000
999977	KREWE D ESPRIT ROSAIRE 1505 COLORADO AVE LA MARQUE, TX, 77568 Nonclassifiable Establishments	0.88 One Tenant	5	\$ 465,000
541104	A-1 FOOD & MORE 3219 TEXAS AVE LA MARQUE, TX, 77568 Grocery Stores	0.89 2 - 5 Tenants	5	\$ 910,000
152144	HIGHLAND MANOR 301 NEWMAN RD LA MARQUE, TX, 77568 Construction, Single-family Houses	0.89 One Tenant	5	\$ 1,180,000
176109	BUDGET ROOFING CO 1734 THOMPSON ST LA MARQUE, TX, 77568 Roofing, Siding & Sheet Metal Work	0.89 One Tenant	5	\$ 620,000
651303	HIGHLAND MANOR 301 NEWMAN RD LA MARQUE, TX, 77568 Apartment Building Operators	0.89 One Tenant	3	\$ 594,000
399903	A & A MACHINE & FAB LLC 3101 TEXAS AVE LA MARQUE, TX, 77568 Manufacturing Industries, Nec	0.89 One Tenant	80	\$ 10,480,000
999977	JORDAN USA INC 3219 TEXAS AVE LA MARQUE, TX, 77568 Nonclassifiable Establishments	0.89 2 - 5 Tenants	5	\$ 465,000
581208	KFC 2427 MAIN ST LA MARQUE, TX, 77568 Restaurants	0.90 One Tenant	12	\$ 480,000
729101	EZELLBEIGHT.COM 2002 BELLVIEW ST LA MARQUE, TX, 77568 Tax Return Preparation Services	0.90 One Tenant	3	\$ 57,000
554101	EXXON 2401 MAIN ST LA MARQUE, TX, 77568 Gasoline Service Stations	0.92 One Tenant	5	\$ 1,500,000
506330	ELLIOT ELECTRIC SUPPLY 100 WESTWARD AVE LA MARQUE, TX, 77568 Electrical Apparatus & Equipment	0.92 One Tenant	7	\$ 4,606,000
553123	ISAAC'S TIRE SVC 7120 FM 1765 TEXAS CITY, TX, 77591 Auto & Home Supply Stores	0.93 One Tenant	2	\$ 304,000
614101	INVESTOR LOAN SOURCE 2104 CEDAR DR LA MARQUE, TX, 77568 Personal Credit Institutions	0.93 One Tenant	3	\$ 1,188,000

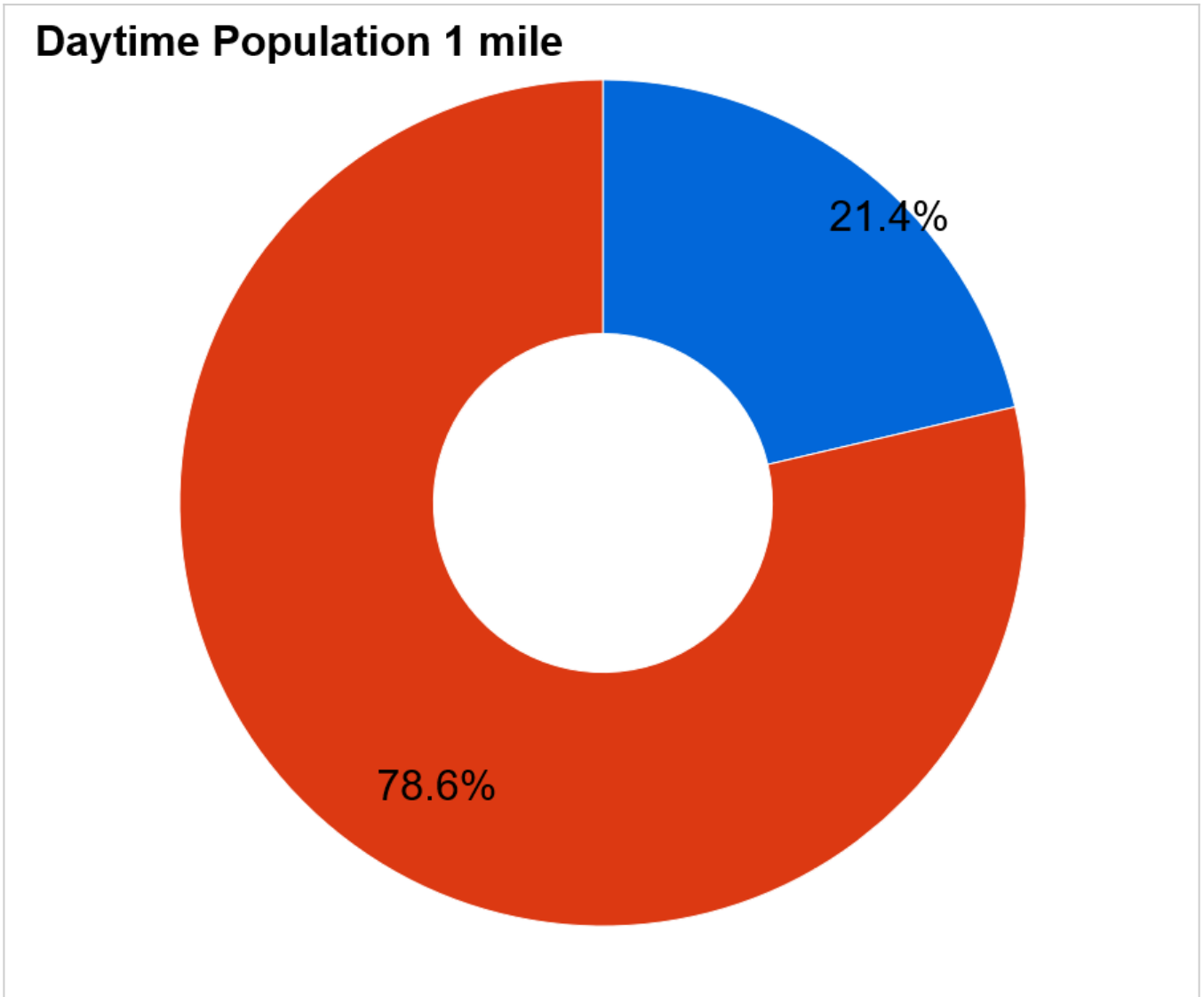
489903	U R COMMUNICATIONS 2323 MAIN ST LA MARQUE, TX, 77568 Communications Services, Nec	0.93 One Tenant	3	\$ 1,125,000
554101	TNT FOOD MART 7320 FM 1765 TEXAS CITY, TX, 77591 Gasoline Service Stations	0.94 2 - 5 Tenants	2	\$ 600,000
554101	T & T FOOD MART 7320 FM 1765 TEXAS CITY, TX, 77591 Gasoline Service Stations	0.94 2 - 5 Tenants	4	\$ 1,200,000
581208	MI CIELITO LINDO 6902 FM 1765 TEXAS CITY, TX, 77591 Restaurants	0.94 One Tenant	3	\$ 120,000
723106	MI CIELITO LINDO 6902 FM 1765 TEXAS CITY, TX, 77591 Beauty Shops	0.94 One Tenant	3	\$ 117,000
602103	ATM 7320 FM 1765 TEXAS CITY, TX, 77591 National Commercial Banks	0.94 2 - 5 Tenants	12	\$ 3,612,000
863101	INTERNATIONAL BRTHRHD OF ELCTR 6820 FM 1765 TEXAS CITY, TX, 77591 Labor Unions & Labor Organizations	0.94 One Tenant	2	\$ 206,000
999977	LITTLE STAR INC 7320 FM 1765 TEXAS CITY, TX, 77591 Nonclassifiable Establishments	0.94 2 - 5 Tenants	5	\$ 465,000
541105	LUCKY MINI MARKET 3505 HIGHWAY 1765 LA MARQUE, TX, 77568 Grocery Stores	0.95 One Tenant	3	\$ 546,000
541105	LUCKY MINI MARKET 3505 HWY 1765 TX LA MARQUE, TX, 77568 Grocery Stores	0.95 One Tenant	3	\$ 546,000
581208	SUBWAY 2321 MAIN ST # B LA MARQUE, TX, 77568 Restaurants	0.95 One Tenant	8	\$ 320,000
602103	ATM 3505 TEXAS AVE LA MARQUE, TX, 77568 National Commercial Banks	0.95 One Tenant	12	\$ 3,612,000
866107	MIRACLE TEMPLE APOSTOLIC CHR DUROUX RD LA MARQUE, TX, 77568 Religious Organizations	0.95 One Tenant	2	\$ 206,000
421304	J V TRANSPORT 4201 KIRBY DR LA MARQUE, TX, 77568 Trucking, Exc Local	0.95 One Tenant	3	\$ 453,000
422503	METRO SELF STORAGE 2919 TEXAS AVE LA MARQUE, TX, 77568 Warehousing & Storage, General	0.95 One Tenant	3	\$ 378,000
581208	TEXAS PIT STOP BBQ 2216 GULF FWY LA MARQUE, TX, 77568 Restaurants	0.97 One Tenant	10	\$ 400,000

726103	MAINLAND FUNERAL HOME INC 2711 TEXAS AVE LA MARQUE, TX, 77568 Funeral Services & Crematories	0.97 One Tenant	5	\$ 595,000
753812	COMMERCIAL TRUCK TIRES REPAIR 2229 GULF FWY LA MARQUE, TX, 77568 Automotive Repair Shops, General	0.97 One Tenant	3	\$ 345,000
753801	TONY'S AUTOMOTIVE CTR 6530 FM 1765 TEXAS CITY, TX, 77591 Automotive Repair Shops, General	0.97 One Tenant	2	\$ 230,000
641112	KELLY GUERRA LIFE INS AGENT 2318 THOMPSON ST LA MARQUE, TX, 77568 Insurance Agents, Brokers & Services	0.97 One Tenant	3	\$ 414,000
444906	AIR OCEAN INTL SHIPPING TO TX 2229 GULF FWY LA MARQUE, TX, 77568 Water Transportation Of Freight, Nec	0.97 2 - 5 Tenants	3	\$ 1,038,000
866107	BARBOUR'S CHAPEL BAPTIST CHR 7420 FM 1765 TEXAS CITY, TX, 77591 Religious Organizations	0.98 One Tenant	3	\$ 309,000
581303	DA DAIQUIRI SPOT LLC 6602 FM 1765 TEXAS CITY, TX, 77591 Drinking Places, Alcoholic Beverages	0.99 One Tenant	3	\$ 150,000
794198	KINGWOOD FOOTBALL LEAGUE 7500 FM 1765 TEXAS CITY, TX, 77591 Professional Sports Clubs & Promoters	0.99 2 - 5 Tenants	19	\$ 4,921,000
275202	MIRROR PUBLISHERS INC 7500 FM 1765 TEXAS CITY, TX, 77591 Commercial Printing, Lithographic	0.99 2 - 5 Tenants	15	\$ 2,280,000

## Daytime Population Details

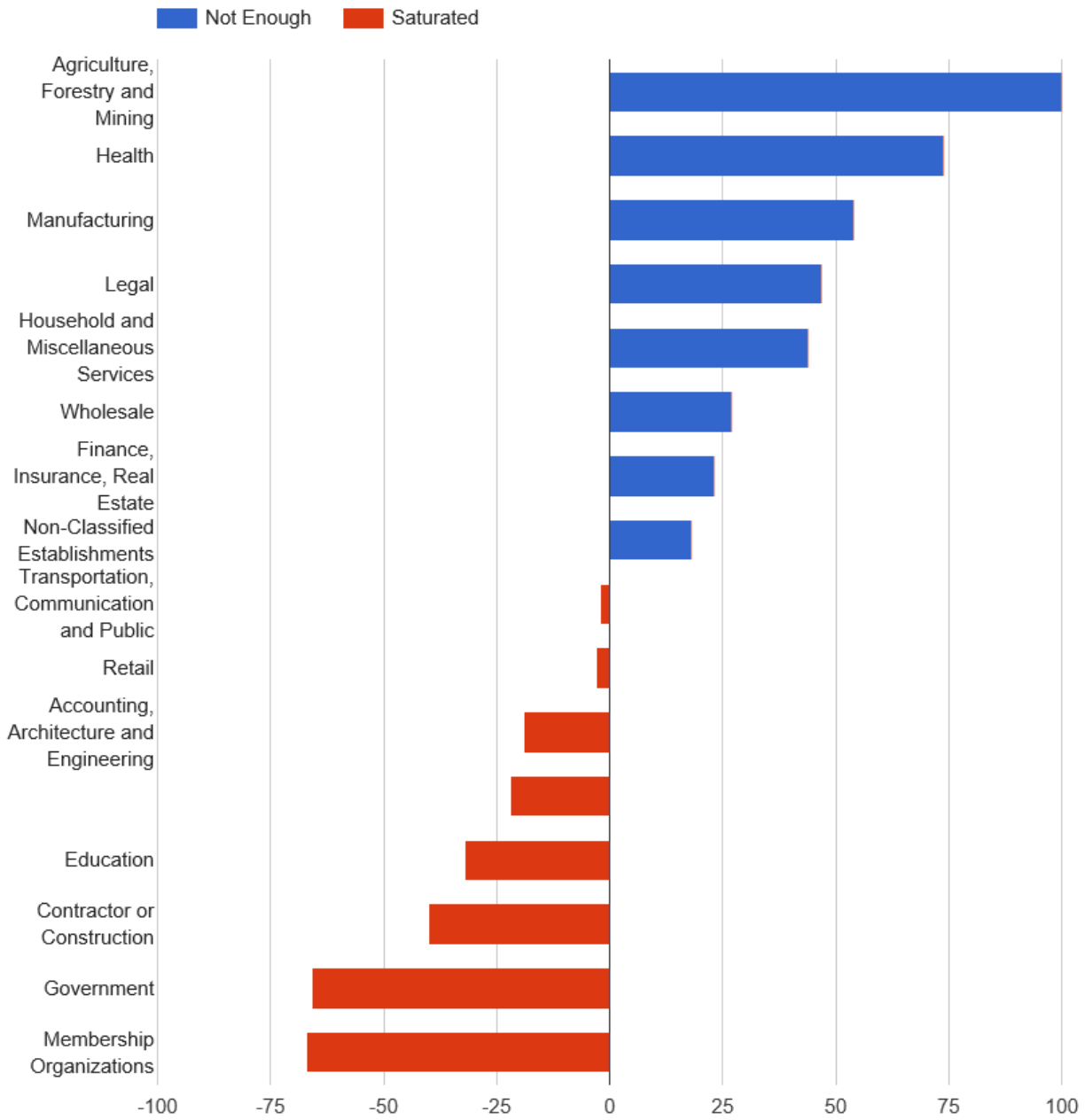
	Radius <b>1 mile</b>
<b>Total Daytime Population</b>	11,993
<b>Total Employees</b>	2,561
<b>Total Daytime at Home Population</b>	9,432
<b>Daytime Employee/At Home Population Ratio</b>	0.27 : 1

■ Employees ■ At Home Population



# Potential For Growth

**Business & Industry Categories**  
**Radius: 1 mile(s)**



# Drive Times

Travel Type: Car

Time of Day: 11:00 am

Time limits (minutes): 5

