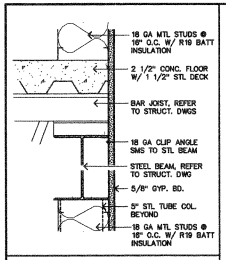

1 WALL AT FLOOR EDGE

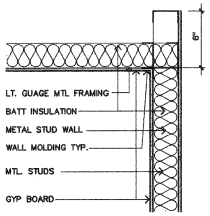

2 CEILING FRAMING

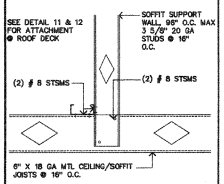

3 CEILING JOIST SUPPORTS

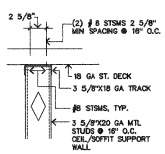

a Wall Perpendicular to Flutes

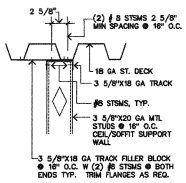

b Wall Parallel to Flutes

4 FULL HT. WALL ATTACHMENT

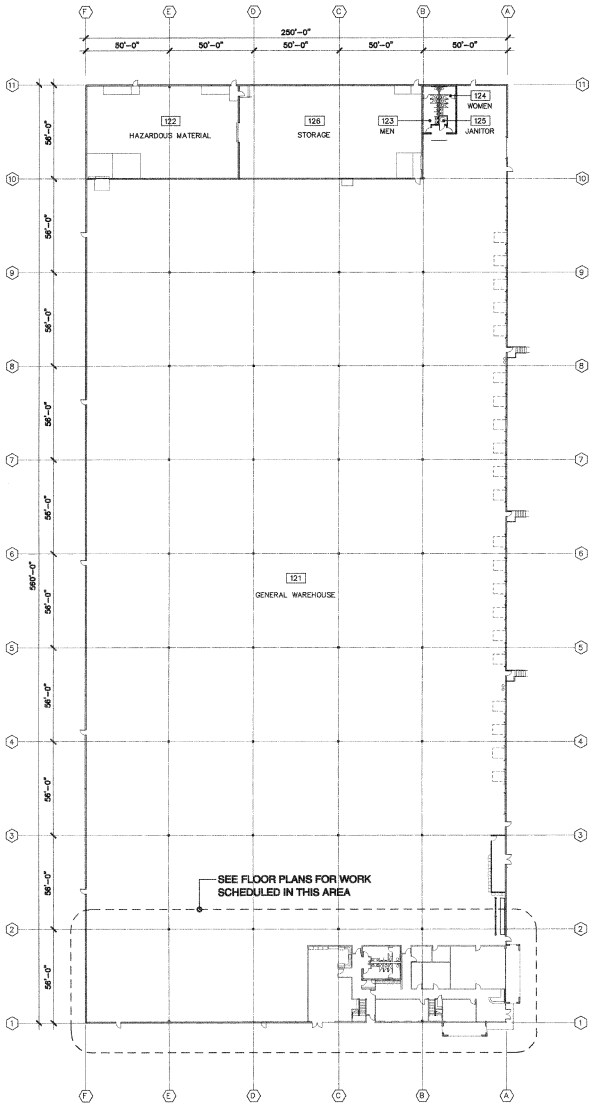

Existing Floor Plan

Scale: 1" = 30'-0"

Provided for Reference Only

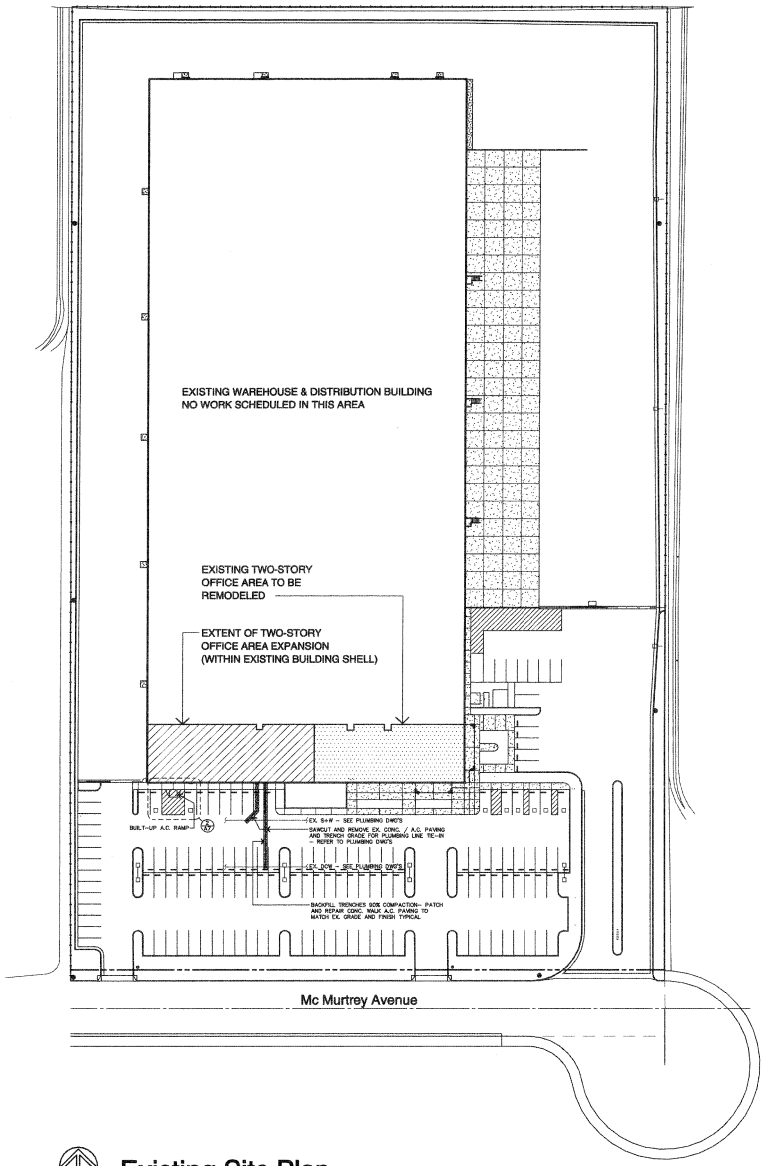

Existing Site Plan

Scale: 1" = 40'-0"

KSA GROUP ARCHITECTS

4660 American Avenue Suite 200
Bakersfield, California 93309
(661) 834-1331 FAX (661) 834-1376

Ken Sorenson AIA C 7290
Derek Holdsworth AIA C 8675

AN OFFICE EXPANSION AND REMODEL AT THE CARQUEST AUTO PARTS DISTRIBUTION FACILITY

CARQUEST AUTO PARTS

7th STANDARD ROAD
NEAR HIGHWAY 65
BAKERSFIELD, CA

COLOMBO CONSTRUCTION COMPANY, INC.

3211 RIO MIRADA DRIVE
BAKERSFIELD, CA. 93308
(661) 316-0100
LIC. # 191798

GENERAL CONTRACTORS
DESIGN / BUILD SERVICES
CONSTRUCTION MANAGEMENT

Every reasonable effort has been made in the preparation of these documents to ascertain and comply with all applicable codes and ordinances. However, in that these requirements are subject to change and interpretation, no warranty is given or implied relative to these documents level of compliance. Furthermore, nothing shown in or omitted from these documents shall relieve the contractor from full compliance with any such codes and ordinances.

Before commencement of work, these documents shall be reviewed by the contractor for any discrepancies or conflicts in dimensions, notes, or references. Any items that become apparent during this review process or during construction shall be referred immediately to the Architect for clarification. Any work proceeding without such notification shall become the responsibility of the contractor.

KSA GROUP ARCHITECTS expressly reserves its copyright and other property rights in these ideas, designs and documents which are not to be reproduced, changed, or copied in any form, nor assigned to any third party without first obtaining KSA GROUP ARCHITECTS' express written permission.

COPYRIGHT 2005

No.	Description	Date
	RECORD DRAWING	7/28/06
	ISSUED FOR BID	3/28/05
	ISSUED FOR OWNER REVIEW	3/3/05

Revisions / Plans Issued

EXISTING SITE PLAN
EXISTING FLOOR PLAN
DETAILS

Scale:
Job No: 2517.03
Date: 03/28/2005
Sheet No: A1
of sheets

PLOT DATE: 3-25-2004 PLOT TIME: 16:22 PATH\NAME: C:\DRAWING FILES\2517\2517 NO 2005 REVISIONS\2517_SHEET.A1