

An aerial photograph of San Francisco, California, showing a dense urban landscape with various buildings, streets, and a view of the bay in the distance. A large, stylized white graphic of the number '600' is overlaid on the top half of the image. The number '6' is formed by a single continuous line, while the '0's are formed by two concentric circles. The word 'CALIFORNIA' is written in white, bold, sans-serif capital letters across the middle of the '0's.

600 CALIFORNIA

**260,000 RSF OF SIDE-CORE DESIGN,
PANORAMIC BAY VIEWS AND OPEN WORKSPACES.**



EXPERIENCE EXCELLENCE

A premium workspace haven where spectacular views are just the beginning.



**HIGHLY EFFICIENT
SIDE-CORE DESIGN**



**FITNESS CENTER WITH
SHOWERS & LOCKERS**



**ON-SITE PARKING FOR
OVER 200 VEHICLES**



**24/7 ON-SITE
SECURITY**



**260,000 RSF
AVAILABLE**



**BAY VIEWS ABOVE
10TH FLOOR**



**COIT TOWER VIEWS
ABOVE 4TH FLOOR**



**SECURE BIKE
STORAGE ROOM**



**NATURAL LIGHT
THROUGHOUT**



**EFFICIENT, ADVANCED
BUILDING SYSTEMS**



**GOLD LEED CERTIFIED
BY THE U.S. GREEN
BUILDING COUNCIL**



OPTIMIZED, MODERN, SIDE-CORE DESIGN BUILT FOR EFFICIENT AND UNIQUE OPEN WORK AREAS.



18TH FLOOR BREAK AREA



EXPANSIVE VIEWS



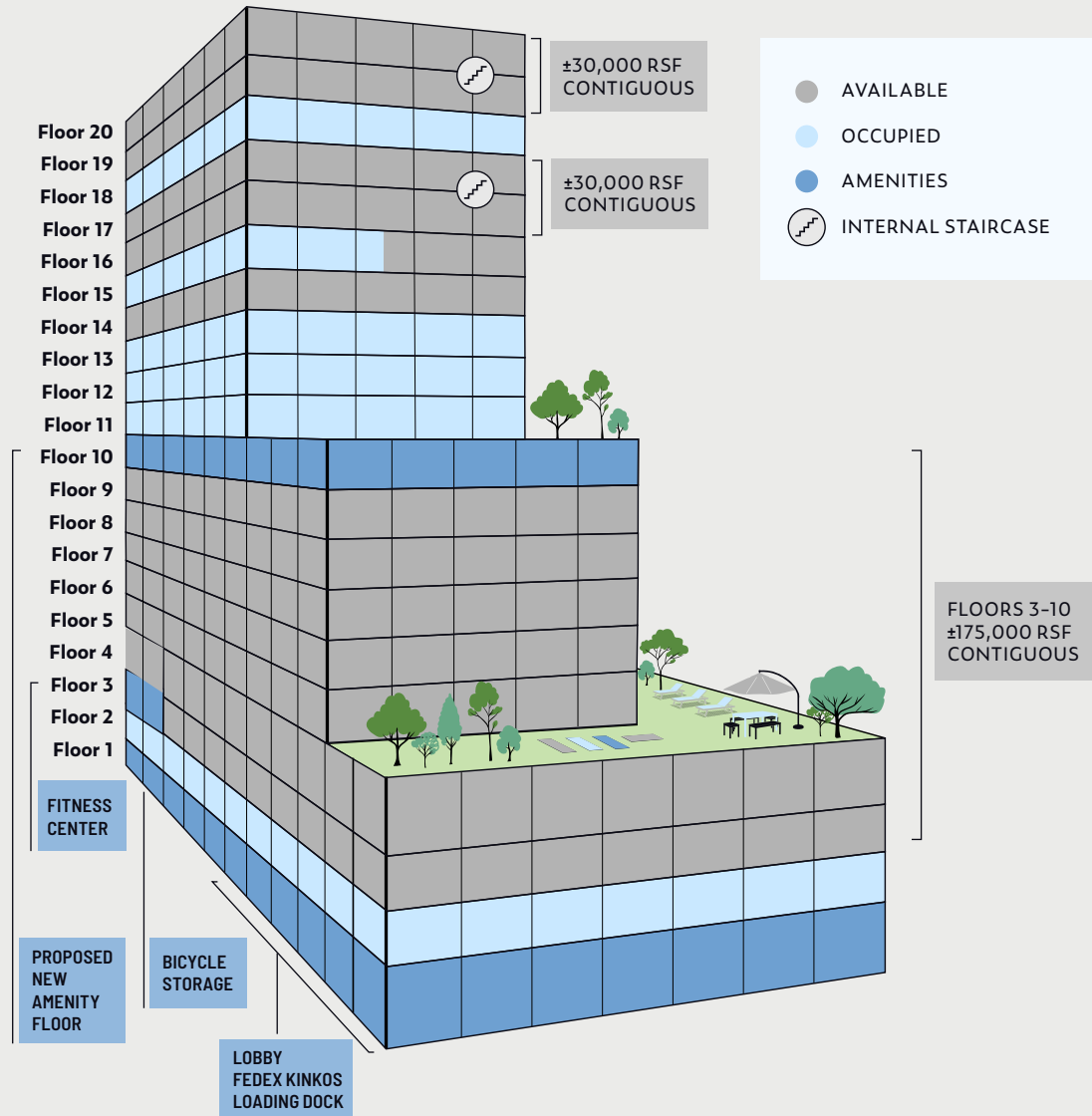
CREATIVE OFFICE CONFERENCE ROOM

UNIQUE SIDE-CORE CREATIVE OFFICE LAYOUT

OVER 260,000 RSF AVAILABLE



CLICK ON FLOOR NUMBERS TO VIEW AVAILABLE FLOORS

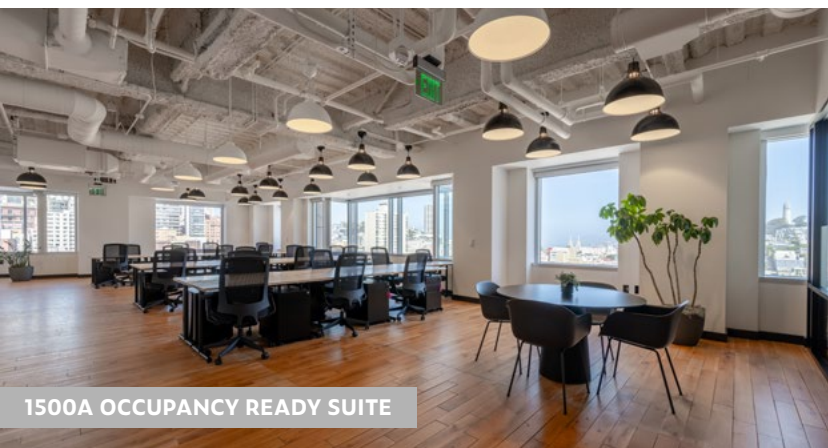





15TH FLOOR SHARED BOARD ROOM



15TH FLOOR BREAK AREA



1500A OCCUPANCY READY SUITE

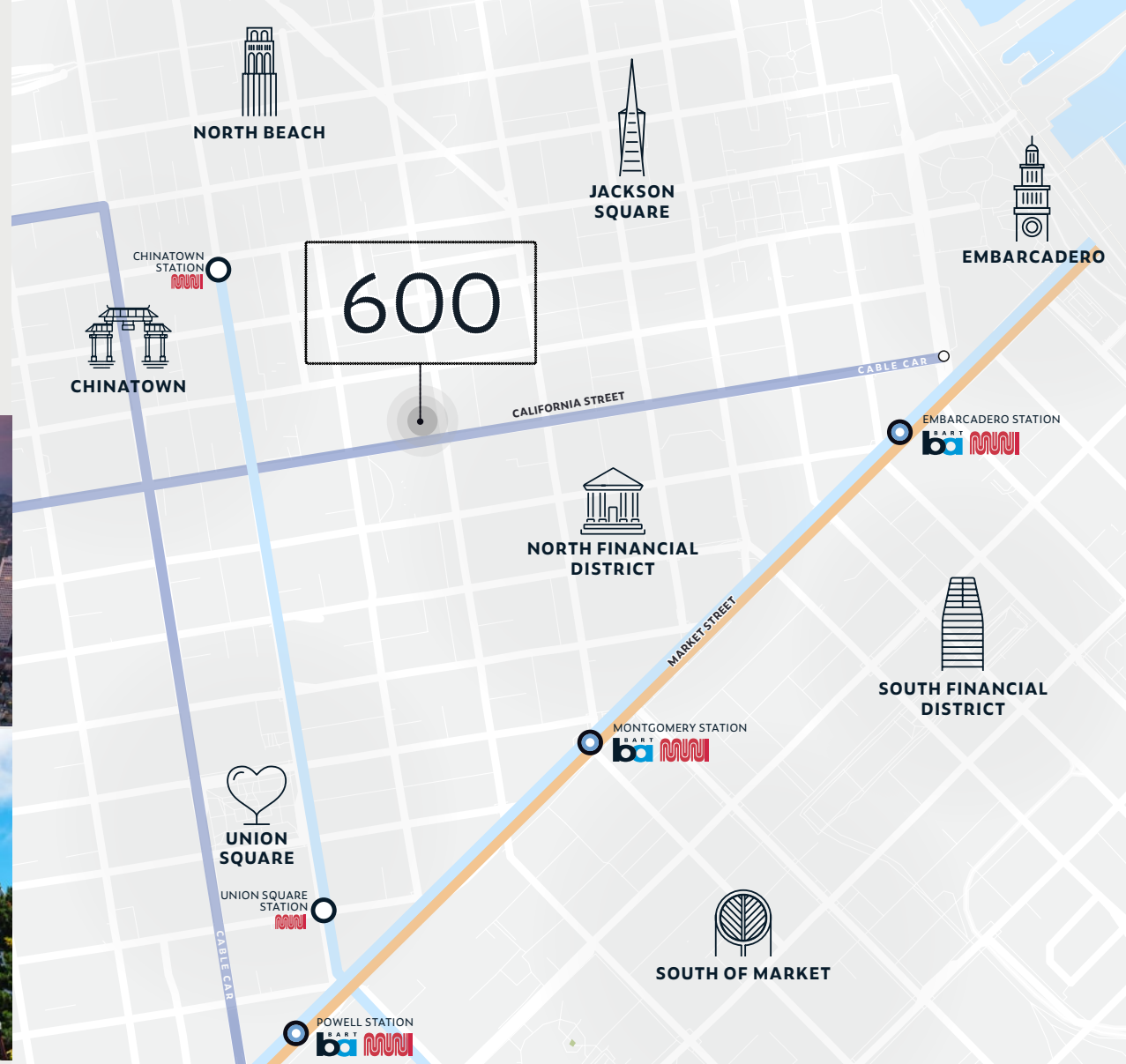





15TH FLOOR BREAK AREA



15TH FLOOR OCCUPANCY READY SUITE

NESTLED IN BETWEEN THE 5 MOST ICONIC SUBMARKETS IN SAN FRANCISCO



TRANSPORTATION

-  MUNI Metro
-  BART
-  MUNI Metro Station
-  BART Station

WALK-TO

- | | | |
|---|---|--|
| Belden Place Food Court
1 BLOCK | Montgomery St Station
4 BLOCKS | California St Cable Car
6 BLOCKS |
| Chinatown MUNI Station
2 BLOCKS | Embarcadero St Station
5 BLOCKS | Ferry Building
7 BLOCKS |



6000 CALIFORNIA



CHRISTOPHER T. ROEDER

+1 415 395 4971

chris.roeder@jll.com

RE License #: 01190523

TOM DOUPE

+1 415 395 4933

tom.doupe@jll.com

RE License #: 01921218

CARLYE PARKER

+1 415 288 3130

carlye.parker@jll.com

RE License #: 2089807

LEXI CASTELLINO

+1 650 400 8344

lexi.castellino@jll.com

RE License #: 02221002

Although information has been obtained from sources deemed reliable, neither Owner nor JLL makes any guarantees, warranties or representations, express or implied, as to the completeness or accuracy as to the information contained herein. Any projections, opinions, assumptions or estimates used are for example only. There may be differences between projected and actual results, and those differences may be material. The Property may be withdrawn without notice. Neither Owner nor JLL accepts any liability for any loss or damage suffered by any party resulting from reliance on this information. If the recipient of this information has signed a confidentiality agreement regarding this matter, this information is subject to the terms of that agreement. © 2026 Jones Lang LaSalle IP, Inc. All rights reserved. Jones Lang LaSalle Brokerage, Inc. | CA License #01856260