



Pinecrest Plaza

250-364 Pinecrest Drive
Morehead, Kentucky 40351

Property Highlights

- +/-178,448 SF shopping center
- Anchored by Peddlers Mall, HomeBuys and Tractor Supply
- +/-1,200 - 2,500 SF small shop space available
- +/-20,125 SF anchor space available
- Located at the intersection of Flemingsburg Road (KY 32) and I-64 at Exit 137 with a combined traffic count of +/-52,289 VPD
- Area retailers include Kroger, Walmart, Lowe's, Five Below, Bealls, Cracker Barrel, Starbucks, McDonald's and more
- Morehead serves as a regional economic hub servicing over 100,000 in healthcare, education and retail
- Morehead State University is 3.5 miles away with enrollment of +/-8,700 students and 419 employees
- St. Claire Regional Medical Center is 2.8 miles away and is the second largest employer in the region over 1,300 staff members and 159 beds
- Rental Rate: \$14.00 - \$20.00 PSF NNN

Spaces

Lease Rate

Space Size

Spaces	Lease Rate	Space Size
Suite 304	\$14.00 SF/yr	1,200 SF
Suite 316	\$14.00 SF/yr	1,200 SF
Suite 332	\$14.00 SF/yr	2,500 SF
Suite 356	Contact Agent	20,125 SF
Suite 362	\$14.00 SF/yr	1,750 SF

For More Information

Zach Smith, CCIM

Senior Associate
O: 859 422 4406
zachsmith@naiisaac.com

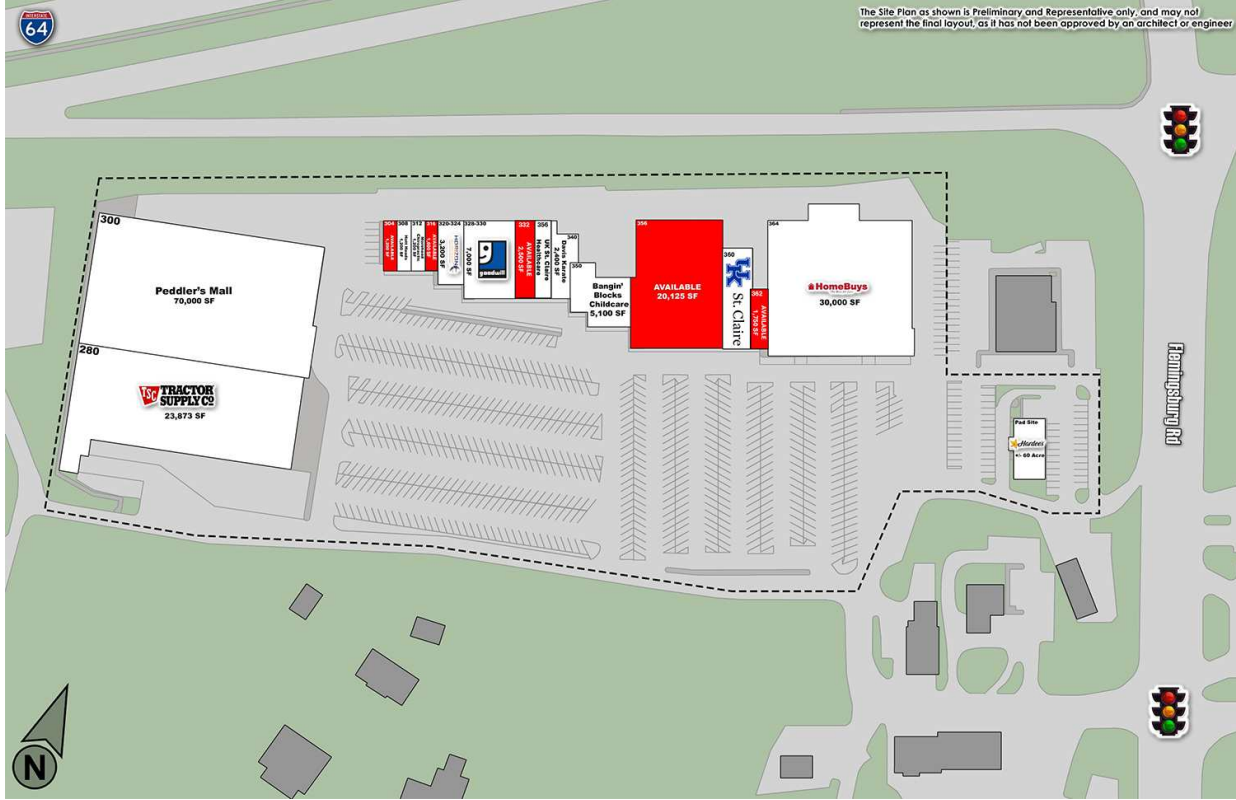
Paul Ray Smith, Jr

Executive Vice President
O: 859 422 4401
prsmith@naiisaac.com



NO WARRANTY OR REPRESENTATION, EXPRESS OR IMPLIED, IS MADE AS TO THE ACCURACY OF THE INFORMATION CONTAINED HEREIN, AND THE SAME IS SUBMITTED SUBJECT TO ERRORS, OMISSIONS, CHANGE OF PRICE, RENTAL OR OTHER CONDITIONS, PRIOR SALE, LEASE OR FINANCING, OR WITHDRAWAL WITHOUT NOTICE, AND OF ANY SPECIAL LISTING CONDITIONS IMPOSED BY OUR PRINCIPALS. NO WARRANTIES OR REPRESENTATIONS ARE MADE AS TO THE CONDITION OF THE PROPERTY OR ANY HAZARDS CONTAINED THEREIN ARE ANY TO BE IMPLIED.





Lease Information

Lease Type:	NNN	Lease Term:	Negotiable
Total Space:	1,200 - 20,125 SF	Lease Rate:	\$14-\$20 SF/yr

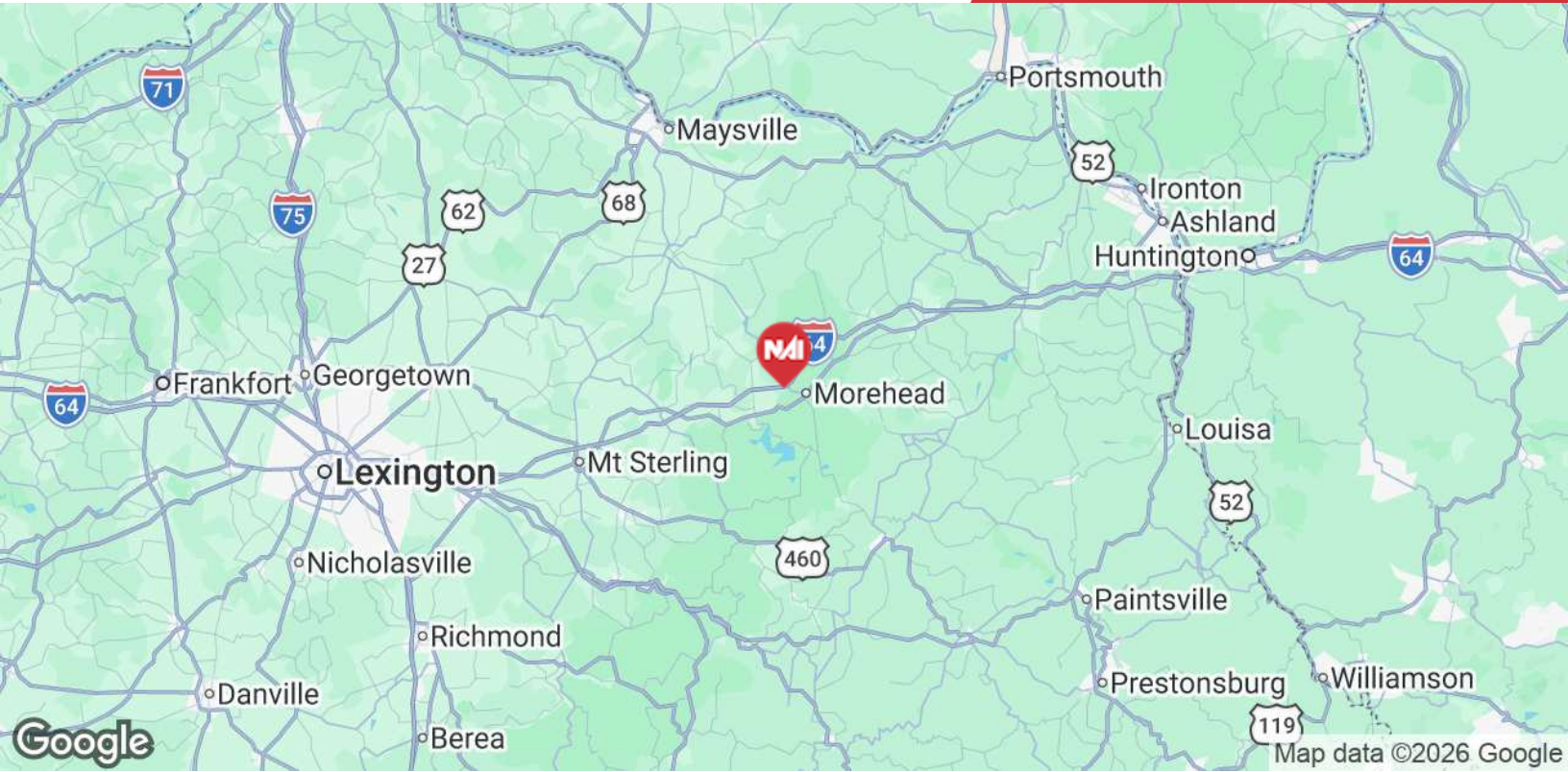
Available Spaces

Suite	Size (SF)	Lease Type	Lease Rate	Description
Suite 304	1,200 SF	NNN	\$14.00 SF/yr	Move-in ready; office space
Suite 316	1,200 SF	NNN	\$14.00 SF/yr	Move-in ready; retail space
Suite 332	2,500 SF	NNN	\$14.00 SF/yr	-
Suite 356	20,125 SF	NNN	Contact Agent	Anchor space
Suite 362	1,750 SF	NNN	\$14.00 SF/yr	-

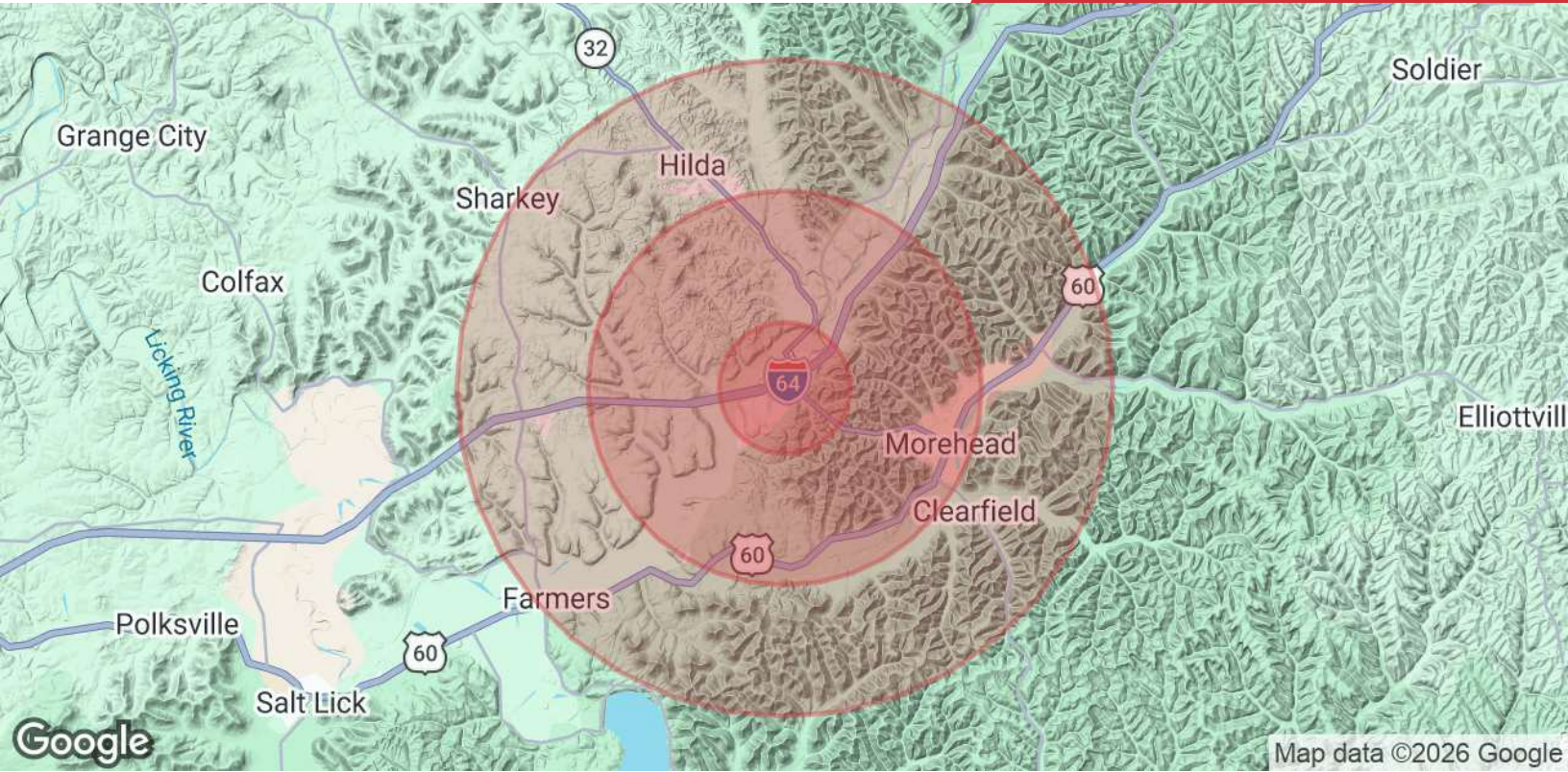


NO WARRANTY OR REPRESENTATION, EXPRESS OR IMPLIED, IS MADE AS TO THE ACCURACY OF THE INFORMATION CONTAINED HEREIN, AND THE SAME IS SUBMITTED SUBJECT TO ERRORS, OMISSIONS, CHANGE OF PRICE, RENTAL OR OTHER CONDITIONS, PRIOR SALE, LEASE OR FINANCING, OR WITHDRAWAL WITHOUT NOTICE, AND OF ANY SPECIAL LISTING CONDITIONS IMPOSED BY OUR PRINCIPALS. NO WARRANTIES OR REPRESENTATIONS ARE MADE AS TO THE CONDITION OF THE PROPERTY OR ANY HAZARDS CONTAINED THEREIN ARE ANY TO BE IMPLIED.

Map data ©2026 Imagery ©2026 Airbus, Maxar Technologies



NO WARRANTY OR REPRESENTATION, EXPRESS OR IMPLIED, IS MADE AS TO THE ACCURACY OF THE INFORMATION CONTAINED HEREIN, AND THE SAME IS SUBMITTED SUBJECT TO ERRORS, OMISSIONS, CHANGE OF PRICE, RENTAL OR OTHER CONDITIONS, PRIOR SALE, LEASE OR FINANCING, OR WITHDRAWAL WITHOUT NOTICE, AND OF ANY SPECIAL LISTING CONDITIONS IMPOSED BY OUR PRINCIPALS NO WARRANTIES OR REPRESENTATIONS ARE MADE AS TO THE CONDITION OF THE PROPERTY OR ANY HAZARDS CONTAINED THEREIN ARE ANY TO BE IMPLIED.



Population	1 Mile	3 Miles	5 Miles
Total Population	904	8,822	17,404
Average Age	41	36	37
Average Age (Male)	39	35	36
Average Age (Female)	42	37	38
Households & Income	1 Mile	3 Miles	5 Miles
Total Households	377	3,083	6,362
# of Persons per HH	2.4	2.9	2.7
Average HH Income	\$93,298	\$84,508	\$89,218
Average House Value	\$254,357	\$231,278	\$218,143

2020 American Community Survey (ACS)