

RANKIN & YARDS CRANE-SERVED CAMPUS

±768,128 SF CAMPUS

15 OF 19 BUILDINGS AVAILABLE FOR LEASE ○

1310 RANKIN RD, HOUSTON, TX 77073 ○

HEAVY POWER (±40 MW) ○



PLACEMKR

○ **JOHN FERRUZZO, SIOR**
+1 713 501 7999
john.ferruzzo@kbcadvisors.com

○ **JACK FERRUZZO**
+1 713 304 5911
jack.ferruzzo@kbcadvisors.com



FOR LEASE

±768,128 SF CAMPUS

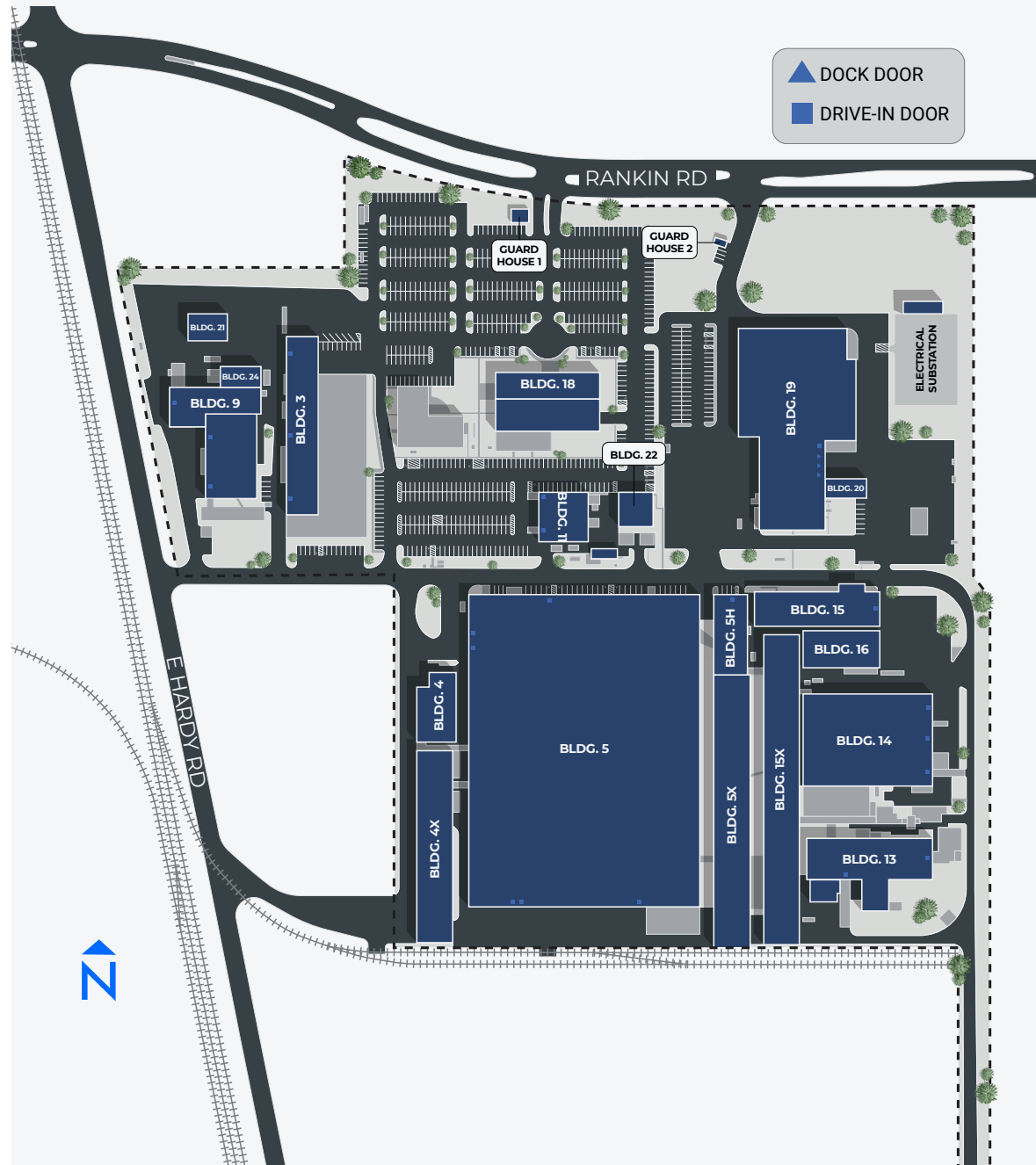


- **CRANE SERVED MANUFACTURING FACILITIES**
NEAR BUSH IAH
- **1,885 SF - 297,387 SF FREESTANDING BUILDINGS**
AVAILABLE FOR LEASE
- **EXCELLENT LOCATION** WITH QUICK ACCESS TO
RANKIN RD, HARDY TOLL RD, BELTWAY 8, & I-45 NORTH
- **STRONG LABOR FORCE**

- **NATURAL GAS AVAILABLE ON PROPERTY**
(AT 40PSI)
- **LOCATED ON CENTERPOINT'S MAIN TRANSMISSION**
GRID WHICH ALLOWS FOR REDUNDANT POWER
- **LARGE WATER CAPACITY**
- **MULTI-TENANT OFFICE BUILDING AVAILABLE ON SITE**

SITE SPECIFICATIONS

BLDG#	TOTAL SIZE (SF)	SHOP SIZE (SF)	OFFICE SIZE (SF)	CLEAR HEIGHT	CRANE TONNAGES
3	21,063	19,894	1,169	31'	(2) 5-Ton Cranes
4	10,269	0	10,269	N/A	Cafeteria / Office Building
4X	27,384	27,384	0	34'	(1) 20-Ton and (1) 5-Ton Crane
5	297,387	265,412	31,975	43'	(10) 5-Ton, (3) 10-Ton, and (1) 20-Ton Cranes
5H (LEASED)	11,544	11,544	0	41'	None
5X	36,577	36,577	0	34'	(1) 20-Ton and (1) 25-Ton Crane
9	23,750	23,750	0	26'	(3) 5-Ton and (1) 3-Ton Cranes
11	9,028	9,028	0	23'	(4) 5-Ton Cranes
<i>*Must lease with BLDG 5</i>					
12/13	29,646	27,661	1,985	48'	(1) 7.5-Ton Crane
14	52,945	49,645	3,300	32'	(3) 5-Ton Cranes
15 (LEASED)	15,600	13,100	2,500	26'	(5) 5-Ton Cranes
15X	42,277	42,277	0	34'	(1) 20-Ton Crane and (1) 25-Ton Crane
16	9,780	TBD	TBD	27'	(1) 5-Ton Crane
18	89,437	0	89,437	N/A	Office Building
19 (LEASED)	79,730	54,450	25,280	36'	(3) 5-Ton Cranes
20 (LEASED)	2,195	0	2,195	N/A	Office Building
21	1,885	1,885	0	10'	None
22	3,751	0	3,751	N/A	Office Building
24	2,248	2,248	0	8'	None



*Square footage numbers and clear heights are estimates

ACCESS MAP



GEORGE BUSH
INTERCONTINENTAL AIRPORT

45

45

45

8

RANKIN ROAD

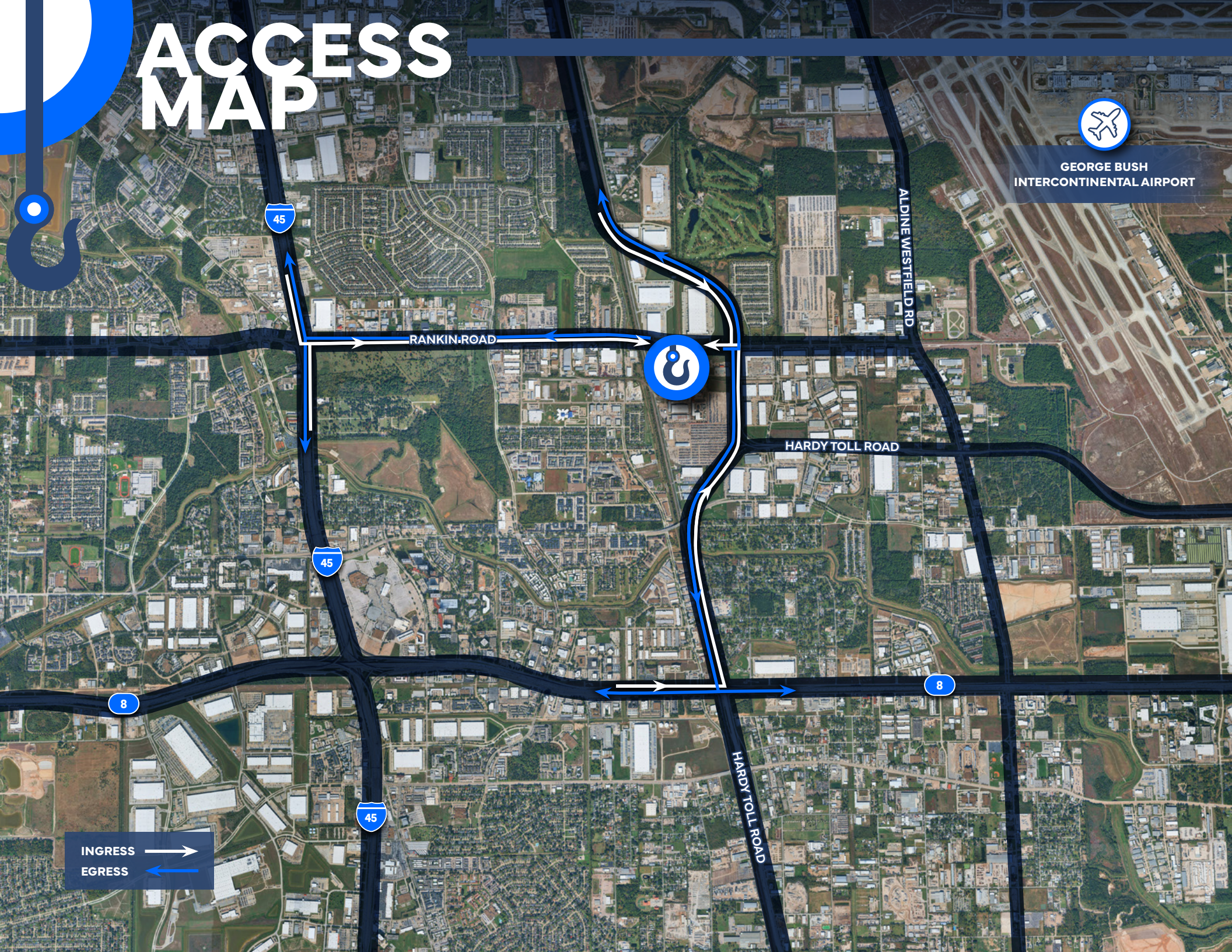
HARDY TOLL ROAD

ALDINE WESTFIELD RD

HARDY TOLL ROAD



INGRESS →
EGRESS ←



UNMATCHED LABOR



WAREHOUSE WORKERS

\$17.37 AVG EARNINGS [HOURLY]

Drive Time	Growth in Past 5 Years	2025 Net Commuters	2025 Resident Workers
15 Min	13%	3,653	7,939
30 Min	15%	11,511	51,851
45 Min	18%	14,112	112,186



FORKLIFT DRIVERS

\$20.43 AVG EARNINGS [HOURLY]

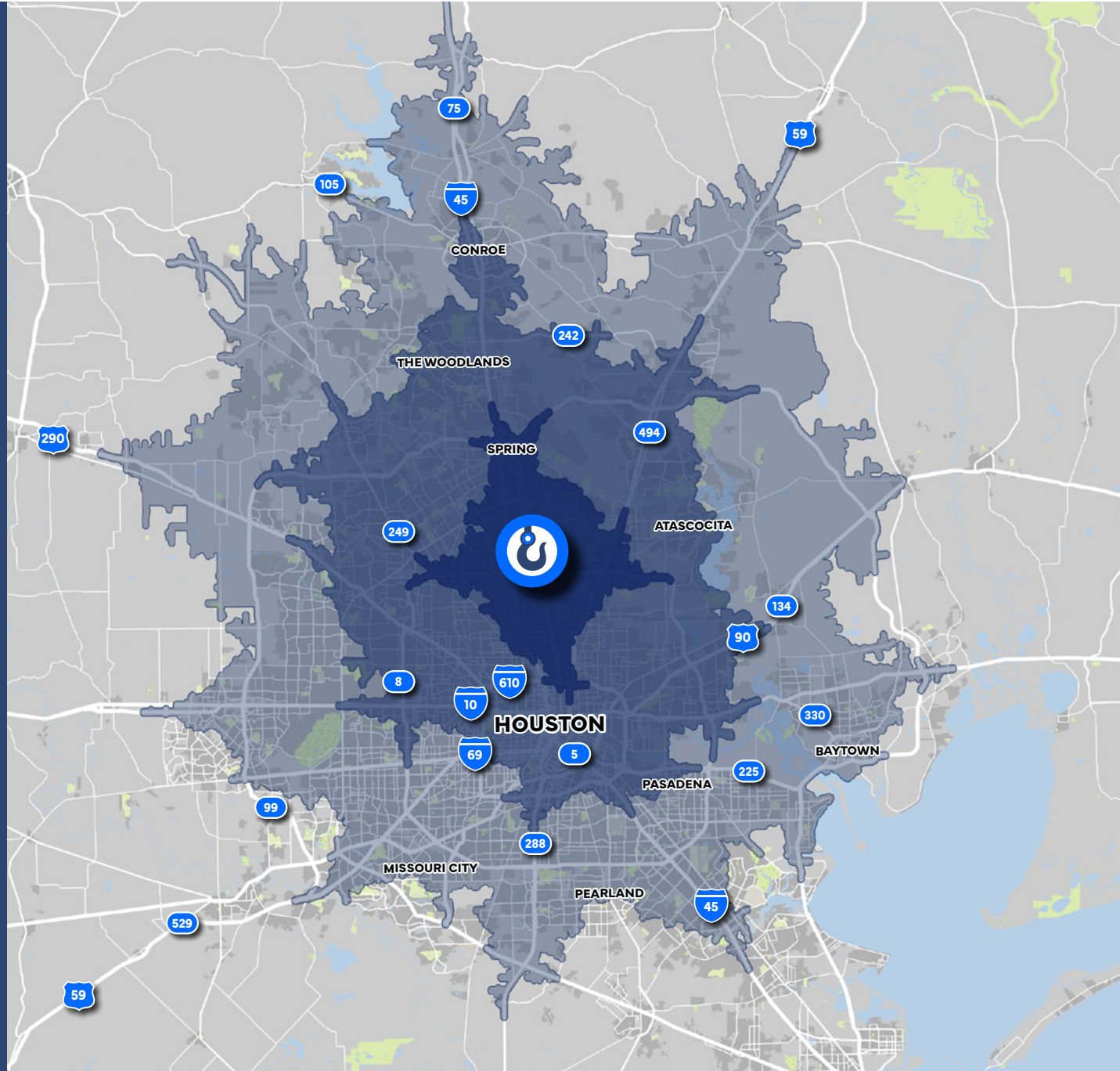
Drive Time	Growth in Past 5 Years	2025 Net Commuters	2025 Resident Workers
15 Min	39%	1,138	1,240
30 Min	40%	1,265	7,922
45 Min	44%	1,434	16,717



MANUFACTURERS + FABRICATORS

\$20.35 AVG EARNINGS [HOURLY]

Drive Time	Growth in Past 5 Years	2025 Net Commuters	2025 Resident Workers
15 Min	1%	923	1,363
30 Min	5%	3,270	9,457
45 Min	5%	4,075	20,586



RANKIN & YARDS

CRANE-SERVED CAMPUS

● **JOHN FERRUZZO, SIOR**
+1 713 501 7999
john.ferruzzo@kbcadvisors.com

● **JACK FERRUZZO**
+1 713 304 5911
jack.ferruzzo@kbcadvisors.com



© 2026 KBC ADVISORS This information has been obtained from sources believed to be reliable but has not been verified for accuracy or completeness. You should conduct a careful, independent investigation of the property and verify all information. Any reliance on this information is solely at your own risk. The KBC ADVISORS logo is a service mark of KBC ADVISORS. All other marks displayed on this document are the property of their respective owners. Photos herein are the property of their respective owners. Use of these images without the express written consent of the owners is prohibited.

KBCADVISORS.COM 

