


105 PATRIOT DRIVE

MIDDLETOWN, DE

NEW SINGLE STORY WAREHOUSE

SEAL



SEAL DATE- 7/26/22
REGISTRATION EXPIRES- 1/31/23

The professional services of the architect are undertaken for and are performed in the interest of the client. No contractual obligation is assumed by the architect for the benefit of any other person involved in the project.

The architect who sealed, signed and dated this document has not been employed to furnish construction administration services as defined in 24 Del.C. 363(c)



ARCHITECTURE • PLANNING
INTERIOR DESIGN • GRAPHIC ARTS

1309 VEALE ROAD
SUITE 22
WILMINGTON, DE 19810
302.478.3777

256 EAGLEVIEW BLVD.
SUITE 194
EXTON, PA 19341
610.640.9000

07.27.22

ISSUED FOR PERMIT

PROJECT NAME

105 PATRIOT DRIVE
MIDDLETOWN, DE

New Castle County, DE

MARK	DATE	DESCRIPTION
REVISIONS		

PROJECT NO: 2020-010
DRAWN BY: PBJ/RLR
CHK'D BY: RRD
DATE: 7/26/22
© COPYRIGHT 2020

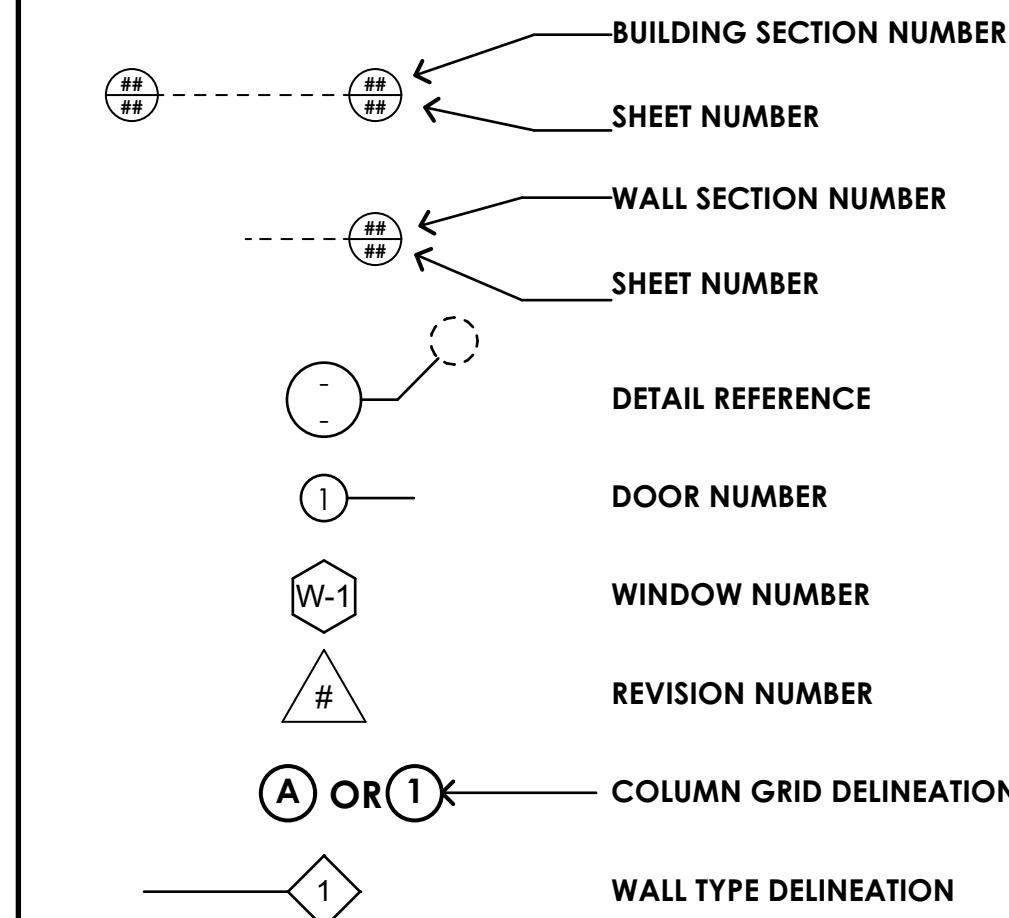
DRAWING NUMBER

T-1


SHEET 1 OF 12

PLOT DATE 7/26/22

ARCHITECTURAL SYMBOLS



MATERIAL SYMBOLS



LIST OF ABBREVIATIONS

A.B.	ANCHOR BOLT	INT.	INTERIOR
A.F.F.	ABOVE FINISHED FLOOR	LI.	LIGHT
ABV.	ABOVE	MECH.	MECHANICAL
AL./GL.	ALUMINUM AND GLASS	MEZ.	MEZZANINE
ALUM.	ALUMINUM	MTL.	METAL
B.S.	BOTH SIDES	N.T.S.	NOT TO SCALE
BLDG.	BUILDING	O.C.	ON CENTER
BLK.	BLOCK	O.H.	OPPOSITE HAND
BM.	BEAM	O.H.D.	OVERHEAD DOOR
C.M.U.	CONCRETE MASONRY UNIT	OPNG.	OPENING
COL.	COLUMN	PTD.	PAINTED
CONC.	CONCRETE	P.T.	PRESSURE TREATED
CONT.	CONTINUOUS	PLYWD.	PLYWOOD
DK.	DARK	REIN.	REINFORCING
DR.	DOOR	SCWD.	SOLID CORE WOOD DOOR
DWGS.	DRAWINGS	SECT.	SECTION
DTL.	DETAIL	SHT.	SHEET
EA.	EACH	STL.	STEEL
ELEV.	ELEVATION	STRUCT.	STRUCTURAL
EXT.	EXTERIOR	T.O.	TYPICAL
FIN.	FINISH	TYF.	TYPICAL NOTED OTHERWISE
FLR.	FLOOR	U.N.O.	UNLESS NOTED OTHERWISE
GR.	GRADE	VEST.	VESTIBULE
GYP.	GYPSUM	W/	WITH
H.M.	HOLLOW METAL	Ø	ANGLE
HT.	HEIGHT	Ø	DIAMETER
INSUL.	INSULATION	CL	CENTERLINE
LLH	LONG LEG HORIZONTAL	PL	PLATE
LLV	LONG LEG VERTICAL		

APPLICABLE CODES

- 2018 INTERNATIONAL BUILDING CODE (IBC)
- 2018 INTERNATIONAL ENERGY CONSERVATION CODE
- 2018 INTERNATIONAL MECHANICAL CODE
- 2018 INTERNATIONAL PLUMBING CODE
- 2015 NFPA 101 LIFE SAFETY CODE
- DELAWARE STATE FIRE PREVENTION REGULATIONS 2015
- ANSI A117.1 - 2009 ADA STANDARDS FOR ACCESSIBLE DESIGN

BUILDING CODE INFORMATION

APPLICABLE BUILDING CODE	SECTION	2018 INTERNATIONAL BUILDING CODE/2018 NFPA LIFE SAFETY 101/ 2018 IECC/ DSFPR
TYPE OF OCCUPANCY	311.3	S-1 (MODERATE HAZARD STORAGE)
TYPE OF CONSTRUCTION	601	TYPE II-B
SEPARATION	601, 707, 508.4	BEARING WALLS 0 HOUR REQUIRED, 0 HOUR MIN PROVIDED FLOOR CONSTRUCTION 0 HOUR REQUIRED, 0 HOUR MIN PROVIDED ROOF CONSTRUCTION 0 HOUR REQUIRED, 0 HOUR MIN PROVIDED TENANT SEPARATION 0 HOUR REQUIRED, 1 HOUR MIN PROVIDED
ALLOWABLE S.F. / FLOOR	506.2	26,000 SF / FLR.
PROPOSED S.F. / FLOOR		9,824 SF / TOTAL 4,912 SF / TENANT SPACE #1 4,912 SF / TENANT SPACE #2
ALLOWABLE BUILDING HEIGHT	504.3	55'-0"
PROPOSED BUILDING HEIGHT		± 28'-8" (FROM FINISHED FLOOR LEVEL TO HIGHEST POINT)
ALLOWABLE # OF STORIES	504.4	2
PROPOSED # OF STORIES		1
SPRINKLER SYSTEM REQUIRED/PROVIDED	901	NOT REQUIRED / NOT PROVIDED <10,000SF
ALARM SYSTEM REQUIRED/PROVIDED	907.2.2	REQUIRED/PROVIDED
EXTINGUISHERS	906	PROVIDE FIRE EXTINGUISHERS IN ACCORDANCE WITH NFPA 10/ MAX TRAVEL DISTANCE 50FT
OCCUPANT LOAD	1004	GROUND FLOOR TENANT SPACE #1 4,912 SF (GROSS) / 500 (GROSS) = 9 OCCUPANTS TENANT SPACE #2 4,912 SF (GROSS) / 500 (GROSS) = 9 OCCUPANTS TOTAL = 18 OCCUPANTS
NUMBER OF EXITS REQUIRED/PROVIDED	1006	MIN. 2 REQUIRED AND PROVIDED FOR EACH TENANT SPACE
EXIT TRAVEL DISTANCE	1017	MAX. 300 WITHOUT SPRINKLER
PLUMBING FIXTURES REQUIRED/PROVIDED	2902.1	TENANT SPACE 1 WATER CLOSET: 1 PER 100: 1 REQUIRED / 1 PROVIDED LAVATORIES: 1 PER 100: 1 REQUIRED / 1 PROVIDED DRINKING FOUNTAIN: 1 PER 1000: 1 REQUIRED / 1 PROVIDED SERVICE SINK: 1 REQUIRED / 1 PROVIDED TENANT SPACE 2 WATER CLOSET: 1 PER 100: 1 REQUIRED / 1 PROVIDED LAVATORIES: 1 PER 100: 1 REQUIRED / 1 PROVIDED DRINKING FOUNTAIN: 1 PER 1000: 1 REQUIRED / 1 PROVIDED SERVICE SINK: 1 REQUIRED / 1 PROVIDED

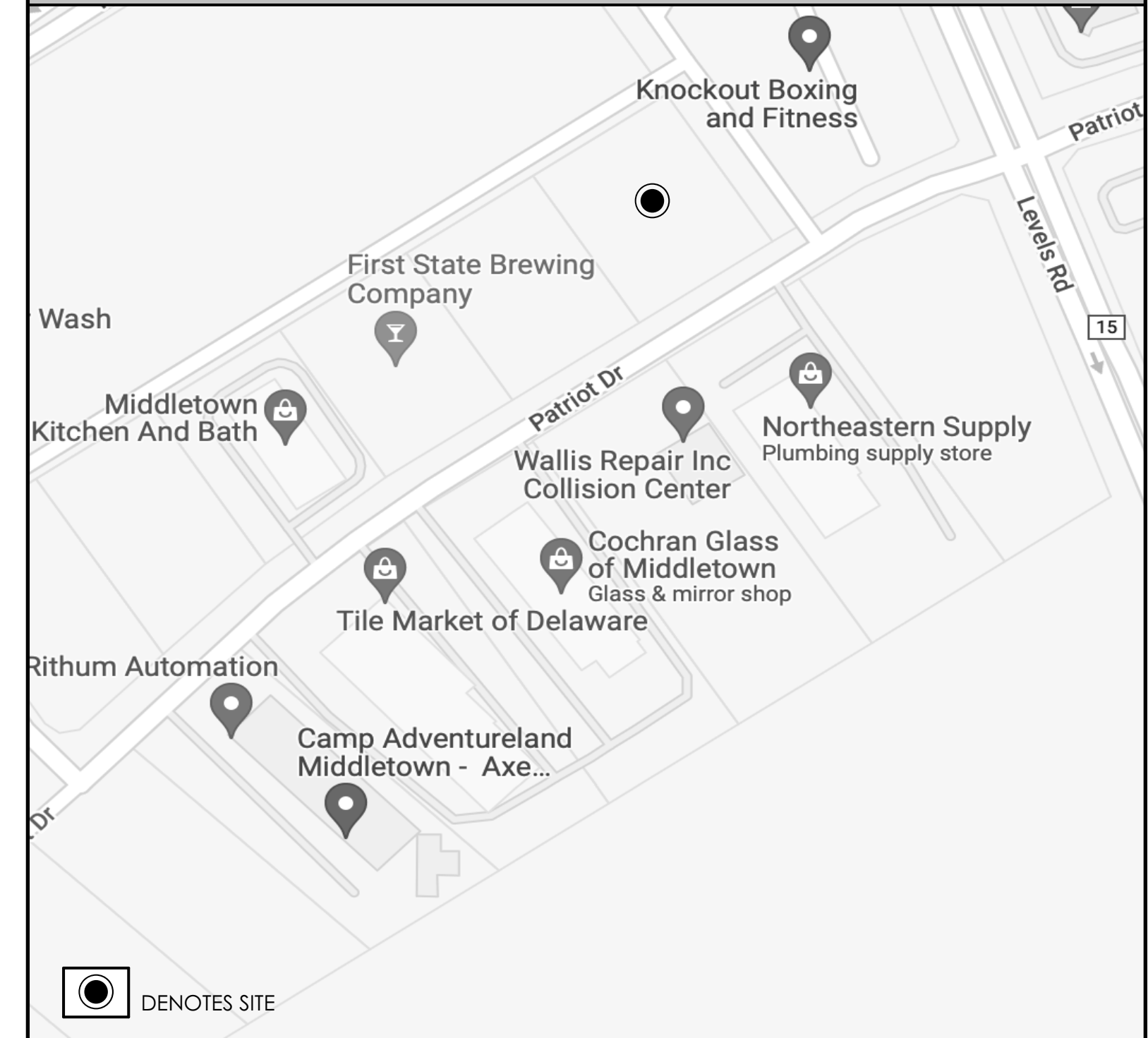
GENERAL REQUIREMENTS

- ALL WORK SHALL CONFORM TO THE REQUIREMENTS OF ALL LOCAL LAWS, CODES AND REGULATIONS OF ALL AUTHORITIES HAVING JURISDICTION. IN CASE OF CONFLICT BETWEEN REQUIREMENTS, THE MOST RESTRICTIVE SHALL APPLY.
- GENERAL CONTRACTOR SHALL ADHERE TO THE CONSTRUCTION DOCUMENTS AND SHALL COORDINATE THE REQUIREMENTS OF ANY AND ALL DRAWINGS INCLUDING BUT NOT LIMITED TO: ARCHITECTURAL, MECHANICAL, ELECTRICAL, PLUMBING, AND MILLWORK (CABINET) SKETCHES/DETAILS. A THOROUGH REVIEW OF THE DRAWINGS BY THE GENERAL CONTRACTOR IS CRITICAL TO ENSURE ACCURATE BID PRICING. ANY CONFLICTS OR INCONSISTENCIES REGARDING THE MEANING OR INTENT OF THE CONSTRUCTION DOCUMENTS SHALL IMMEDIATELY BE BROUGHT TO THE ATTENTION OF THE OWNER AND ARCHITECT PRIOR TO BID SUBMITTAL IN ORDER FOR CLARIFICATION. SUPPLEMENTAL INFORMATION CAN BE PROVIDED FOR SUBCONTRACTOR TO ACCURATELY SUPPLY A BASE PRICE. UPON NOTIFICATION TO THE OWNER AND ARCHITECT, THE ARCHITECT WILL MAKE NECESSARY CLARIFICATION, OR REVISIONS AS REQUIRED. NO WORK SHALL BE PERFORMED PRIOR TO NOTIFYING OWNER AND ARCHITECT.
- THE GENERAL CONTRACTOR AND GENERAL CONTRACTOR'S SUBCONTRACTORS AND AGENTS SHALL HOLD ALL APPLICABLE AND REQUIRED LICENSES FOR THE JURISDICTION WHERE THE WORK WILL BE PERFORMED.
- THE CONTRACTOR IS RESPONSIBLE FOR TEMPORARY FACILITIES: WATER, ELECTRIC, TOILET, DUMPSTER, JOB TRAILER, ETC.
- THE CONTRACTOR SHALL VERIFY ALL DRAWINGS FOR COORDINATION BETWEEN DIFFERENT TRADES. LOCATE BOLTS, SLEEVES, AND TRENCHES AS REQUIRED FOR MECHANICAL & ELECTRICAL TRADES AND PROVIDE AND/OR INSTALL ALL ITEMS NOT SHOWN ON THESE DRAWINGS BUT REQUIRED FOR VARIOUS TRADES.
- MAINTAIN SAFE EXITING AND APPROPRIATE FIRE PREVENTION PROCEDURES. FOR THE EXISTING BUILDING, AT ALL TIMES DURING THE CONSTRUCTION PROCESS.
- ALL WORK LISTED, SHOWN OR IMPLIED IN THE CONSTRUCTION DOCUMENTS, INCLUDING ALL COMPONENTS AND ACCESSORIES NOT SHOWN ON DRAWINGS, BUT THOSE REQUIRED TO COMPLETE PROJECT, SHALL BE SUPPLIED AND INSTALLED BY THE GENERAL CONTRACTOR EXCEPT WHERE OTHERWISE NOTED. THE GENERAL CONTRACTOR SHALL COORDINATE THIS WITH ALL OTHER CONTRACTORS AND VENDORS FURNISHING LABOR, MATERIAL, ETC. ON THE PROJECT TO ENSURE THE WORK AS A WHOLE SHALL BE EXECUTED AND COMPLETED WITHOUT CONFLICT OR DELAY. FOR ITEMS PROVIDED AND INSTALLED BY OTHERS OR GENERAL CONTRACTOR, IT IS THE RESPONSIBILITY OF THE GENERAL CONTRACTOR TO COMPLETELY COORDINATE ON MATTERS THAT AFFECT CRITICAL DATES OF THE CONSTRUCTION SCHEDULE.
- GENERAL CONTRACTOR WILL ASSURE THAT ALL WORK IS DONE IN CONFORMANCE WITH THE MANUFACTURER'S REQUIREMENTS.
- GENERAL CONTRACTOR SHALL PROVIDE ADEQUATE PROTECTION OF WORK, MATERIALS, FIXTURES, ETC. FROM LOSS, DAMAGE, FIRE, THEFT, ETC. THIS SHALL INCLUDE PROTECTING THE EXISTING CONSTRUCTION AND REPAIRING ANY DAMAGE THAT OCCURS AS A RESULT OF THEIR OPERATIONS AT NO COST TO THE OWNER. BARRIERS TO NOISE, DUST, AND SECURITY BETWEEN CONSTRUCTION AREAS SHALL BE ERECTED, MAINTAINED AND REMOVED BY THE GENERAL CONTRACTOR.
- SUB CONTRACTOR SHALL BE RESPONSIBLE FOR ALL CUTTING, PATCHING AND FITTING NECESSARY TO ACHIEVE THE INTENT OF THE CONSTRUCTION DOCUMENTS.
- GENERAL CONTRACTOR SHALL NEVER SCALE DRAWINGS. LOCATIONS FOR ALL PARTITIONS, WALLS, CEILINGS, ETC. WILL BE DETERMINED BY DIMENSIONS ON THE DRAWINGS. ANY AREA OF THE PLANS REQUIRING ADDITIONAL DIMENSIONS MUST BE REPORTED TO THE ARCHITECT.
- DIMENSIONS ARE TO FACE OF ROUGH MATERIAL UNLESS NOTED OTHERWISE.
- GENERAL CONTRACTOR SHALL VERIFY THE LOCATION OF ALL EXISTING UTILITIES IN THE FIELD, TO AVOID DAMAGING THEM DURING EXCAVATION. PROVIDE ADDITIONAL UTILITY SERVICE(S) AS REQUIRED TO MEET THE SCOPE AND INTENT OF THE WORK.
- SUB CONTRACTOR SHALL PROVIDE DRAFT/FIRE STOPS, AS REQ'D BY GOVERNING CODES AND JURISDICTIONS. NEW AND EXISTING PENETRATIONS IN FIRE-RATED PARTITIONS OR DRAFT STOPS SHALL BE PROTECTED BY A SYSTEM LISTED BY A RECOGNIZED TESTING AGENCY.
- PROVIDE FIRE EXTINGUISHERS PER APPLICABLE CODES. VERIFY FINAL LOCATION WITH THE FIRE MARSHAL.
- GENERAL CONTRACTOR SHALL REVIEW THE DIMENSIONS OF ALL EQUIPMENT IN THE PROJECT REGARDLESS OF THE SOURCE AND COORDINATE ACCESS TO THE SPACE, PROVIDE APPROPRIATE CLEARANCES TO ENSURE EASE OF INSTALLATION, VERIFY APPROPRIATE CLEARANCES FOR MAINTENANCE IS PROVIDED, AND ADDRESS ISSUES THAT INVOLVE CONFLICTING UTILITIES.
- PROVIDE AND INSTALL ALL NECESSARY IN-WALL FRAMING / WOOD BLOCKING REQUIRED TO CARRY SHELF, HANGING, AND VALANCE LOADS, RAILINGS, PER PLANS.
- PROVIDE CLEAR SILICONE SEALANT AT ALL JOINTS AND INTERFACES OF ALL COUNTERTOPS.
- ALL JOINTS AND OTHER OPENINGS IN THE BUILDING ENVELOPE SHALL BE SEALED IN ACCORDANCE WITH THE BUILDING CODE AND ENERGY CODE.
- ALL WOOD IN CONTACT WITH CONCRETE MASONRY SHALL BE PRESSURE TREATED, MOISTURE RESISTANT WOOD.
- ALL WOOD TRIM OR OTHER PREFINISHED TRIM ITEMS SHALL BE CUT TO FIT AND RAW, EXPOSED SURFACES SHALL BE FINISHED TO MATCH ADJACENT FINISH MATERIALS.
- SUB CONTRACTOR TO PROVIDE ATTIC STOCK OF FINISH MATERIALS 3% OF TOTAL INSTALLATION OR MINIMUM OF 1 BOX.
- ALL SURFACES WHICH ARE INDICATED TO BE FINISHED OR PAINTED SHALL BE PREPARED, SANDED, TREATED, AND PRIMED IN STRICT ACCORDANCE WITH COMMERCIAL QUALITY STANDARDS, AND IN STRICT ACCORDANCE WITH FINISH MATERIAL MANUFACTURER'S INSTRUCTIONS.
- ALL FINISH SURFACES PENETRATED SUCH AS CEILING TILES AND MILLWORK COUNTERS FOR ANY REASON MUST HAVE AN ASSOCIATED GROMMET APPROVED FOR THAT USE.
- GENERAL CONTRACTOR SHALL PROVIDE ALL NECESSARY BRACING TO STRUCTURE FOR INTERIOR PARTITIONS, SOFFITS, CEILINGS, PLATFORMS, ETC. WHETHER SHOWN ON THE DRAWINGS OR NOT.
- GENERAL CONTRACTOR TO COVER AND PROTECT ALL EQUIPMENT AND SYSTEMS INSTALLED PRIOR TO FINAL CLEAN WITH PLASTIC SHEATHING
- ALL REQUESTS FOR INFORMATION OR CLARIFICATION MUST BE SUBMITTED IN WRITING (VIA EMAIL) TO THE OWNER. THE OWNER WILL NOT RESPOND TO REQUEST FOR INFORMATION OR CLARIFICATIONS DURING CONSTRUCTION COMING DIRECTLY FROM SUBCONTRACTORS, VENDORS, ETC. THESE ITEMS MUST BE ROUTED THROUGH GENERAL CONTRACTOR TO THE PROJECT MANAGER TO ENSURE A COMPLETE REVIEW WITH ALL TRADES

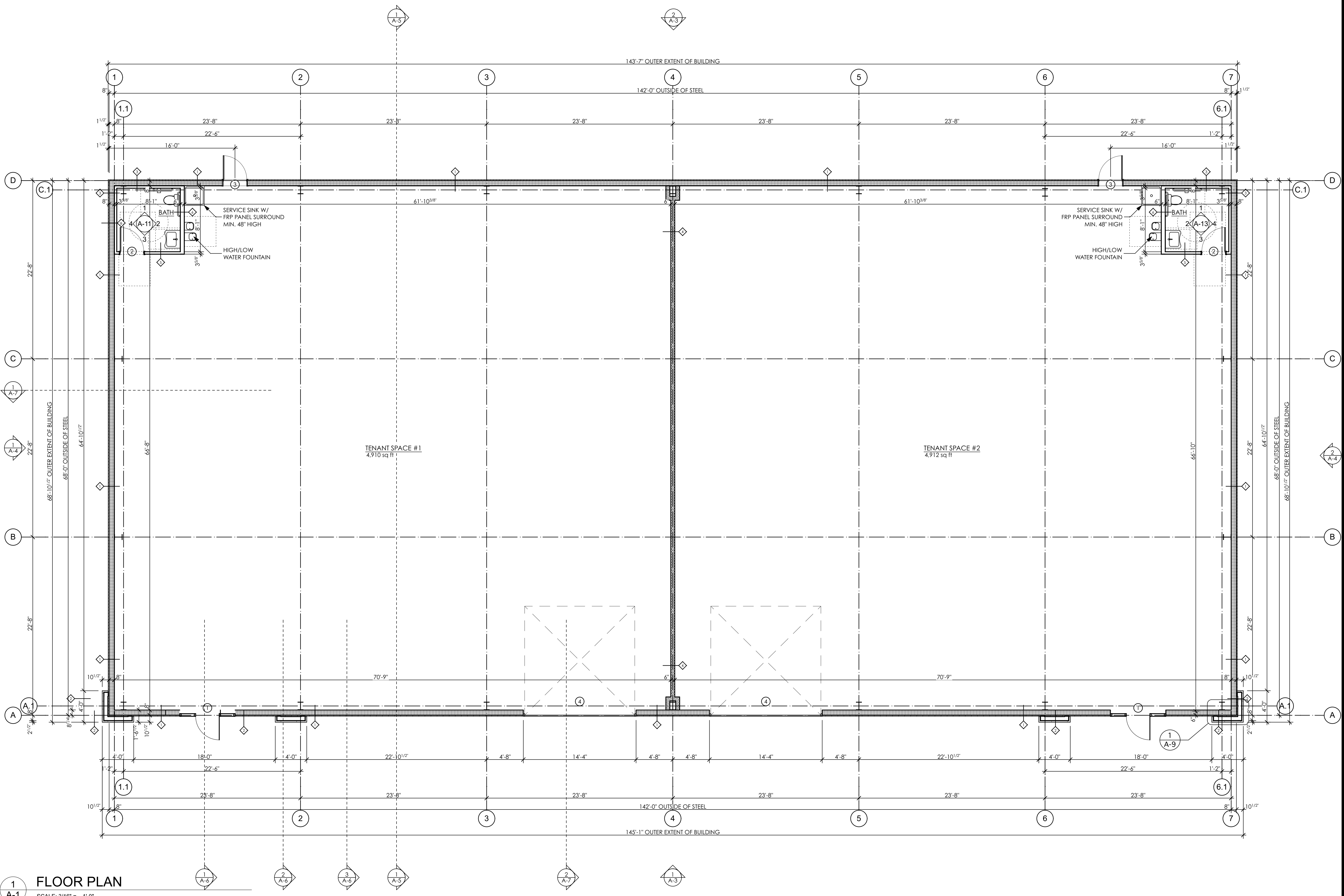
DRAWING INDEX

ARCHITECTURAL				
DRAWING NUMBER	DRAWING TITLE	DRAWING DATE	REV. NO.	REV. DATE
T-1	TITLE SHEET	07.27.22		
A-1	GROUND FLOOR PLAN			
A-2	ROOF PLAN			
A-3	ELEVATIONS			
A-4	ELEVATIONS			
A-5	BUILDING SECTIONS			
A-6	WALL SECTIONS			
A-7	WALL SECTIONS			
A-8	DETAILS			
A-9	DETAILS			
A-10	SCHEDULES			
A-11	INTERIOR ELEVATIONS			
STRUCTURAL				
S-O	TITLE SHEET	DRAWING DATE	REV. NO.	REV. DATE
S-1	FOUNDATION PLAN	07.27.22		
S-2	DETAILS			

LOCATION MAP



● DENOTES SITE



1 FLOOR PLAN
 SCALE: 3/16" = 1'-0"



SEAL DATE: 7/26/22
 REGISTRATION EXPIRES: 1/31/23

The professional services of the architect are undertaken for and are performed in the interest of the client. No contractual obligation is assumed by the architect for the benefit of any other person involved in the project.

The architect who sealed, signed and dated this document has not been employed to furnish construction administration services as defined in 24 Del.C. 303(c)



ARCHITECTURE • PLANNING
 INTERIOR DESIGN • GRAPHIC ARTS

1309 VEALE ROAD
 SUITE 22
 WILMINGTON, DE 19810
 302.478.3777

256 EAGLEVIEW BLVD.
 SUITE 194
 EXTON, PA 19341
 610.640.9000

07.27.22
ISSUED FOR PERMIT

PROJECT NAME
**105 PATRIOT DRIVE
 MIDDLETOWN, DE**

New Castle County, DE

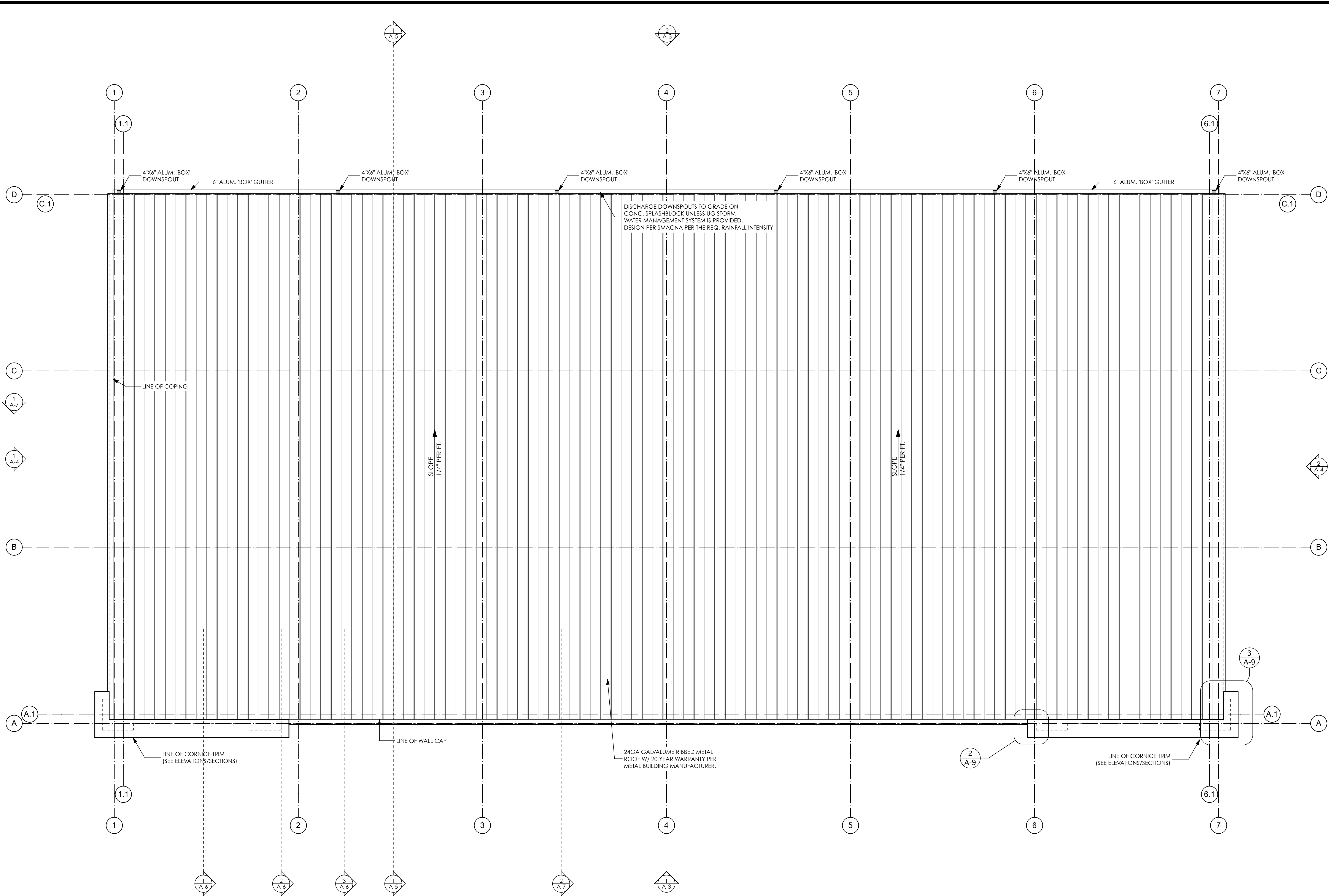
MARK	DATE	DESCRIPTION
REVISIONS		

PROJECT NO: 2020-010
 DRAWN BY: PBJ/RLR
 CHK'D BY: RRD
 DATE: 7/26/22
 © COPYRIGHT 2020

DRAWING NUMBER
A-1

SHEET 2 OF 12

PLOT DATE 7/26/22



SEAL DATE: 7/26/22
 REGISTRATION EXPIRES: 1/31/23

The professional services of the architect are undertaken for and are performed in the interest of the client. No contractual obligation is assumed by the architect for the benefit of any other person involved in the project.

The architect who sealed, signed and dated this document has not been employed to furnish construction administration services as defined in 24 Del.C. 303(c)



ARCHITECTURE • PLANNING
 INTERIOR DESIGN • GRAPHIC ARTS

1309 VEALE ROAD
 SUITE 22
 WILMINGTON, DE 19810
 302.478.3777

256 EAGLEVIEW BLVD.
 SUITE 194
 EXTON, PA 19341
 610.640.9000

07.27.22
 ISSUED FOR PERMIT

PROJECT NAME
 105 PATRIOT DRIVE
 MIDDLETOWN, DE

New Castle County, DE

MARK	DATE	DESCRIPTION
REVISIONS		

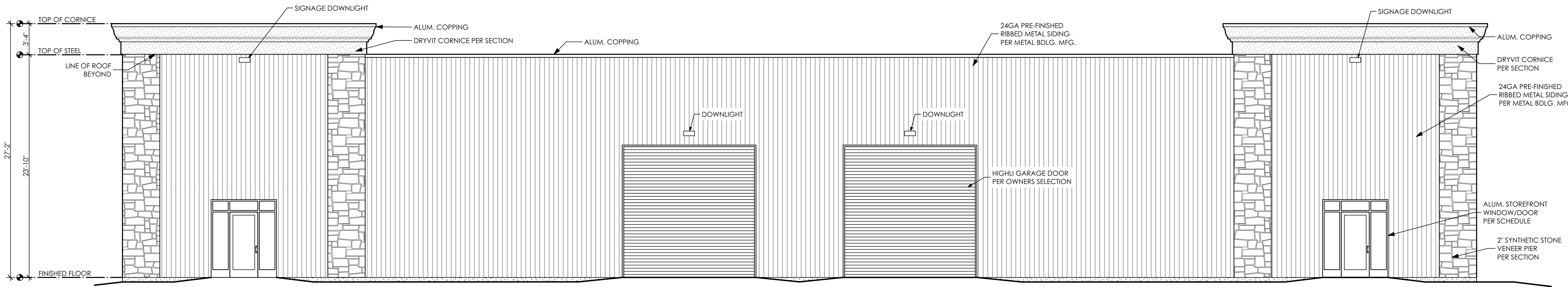
PROJECT NO: 2020-010
 DRAWN BY: PBJ/RLR
 CHK'D BY: RRD
 DATE: 7/26/22
 © COPYRIGHT 2020

DRAWING NUMBER

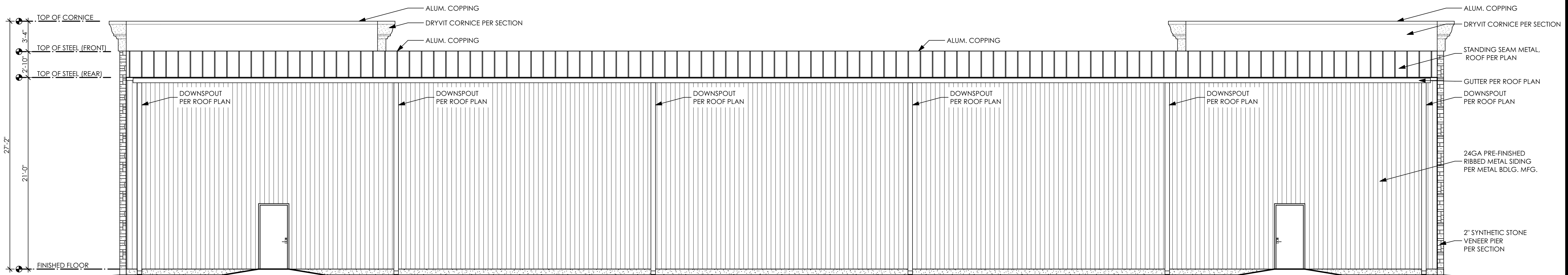
A-2
 SHEET 3 OF 12

1 ROOF PLAN
 SCALE: 3/16" = 1'-0"

PLOT DATE 7/26/22



1 FRONT ELEVATION
 A-3 SCALE: 3/16" = 1'-0"



2 REAR ELEVATION
 A-3 SCALE: 3/16" = 1'-0"



SEAL DATE: 7/26/22
 REGISTRATION EXPIRES: 1/31/23

The professional services of the architect are undertaken for and are performed in the interest of the client. No contractual obligation is assumed by the architect for the benefit of any other person involved in the project.

The architect who sealed, signed and dated this document has not been employed to furnish construction administration services as defined in 24 Del.C. 303(c)



ARCHITECTURE • PLANNING
 INTERIOR DESIGN • GRAPHIC ARTS

1309 VEALE ROAD
 SUITE 22
 WILMINGTON, DE 19810
 302.478.3777

256 EAGLEVIEW BLVD.
 SUITE 194
 EXTON, PA 19341
 610.640.9000

07.27.22
 ISSUED FOR PERMIT

PROJECT NAME
 105 PATRIOT DRIVE
 MIDDLETOWN, DE

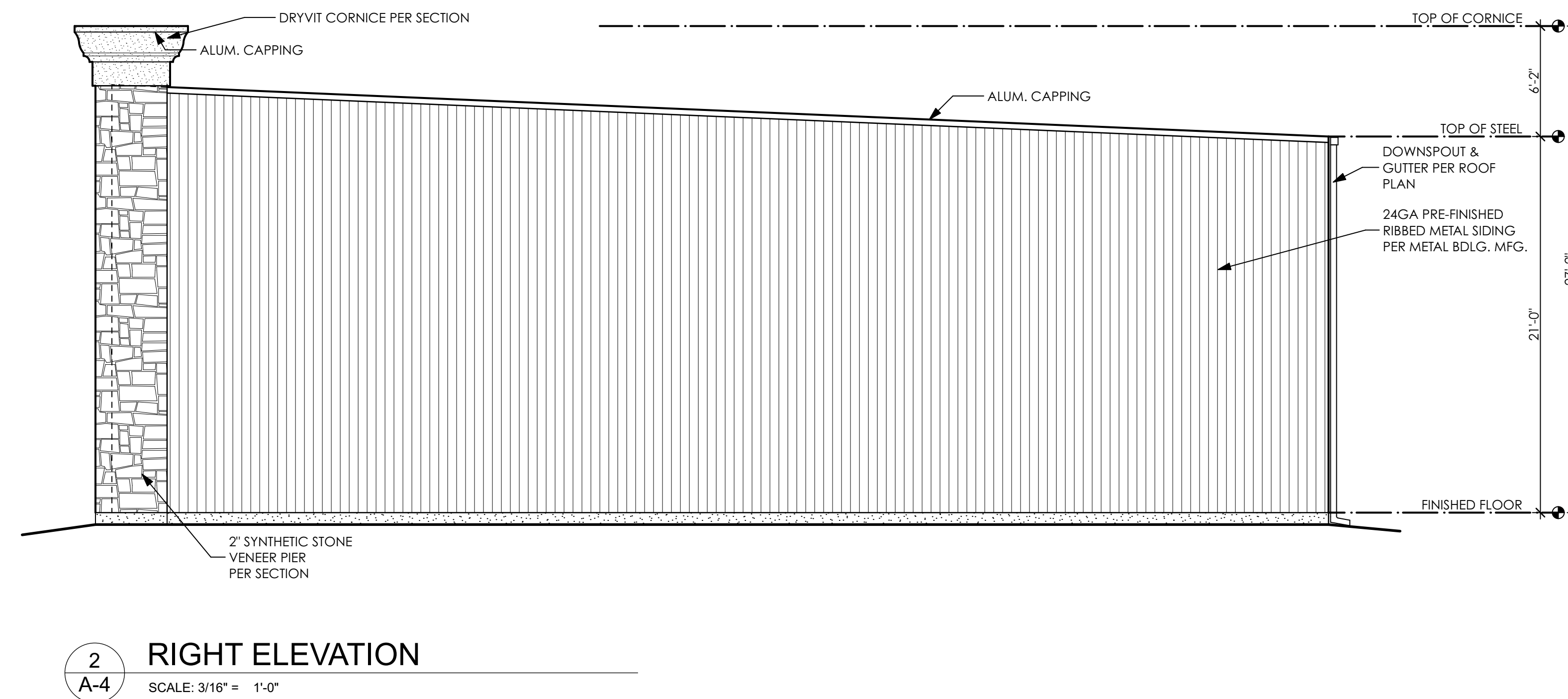
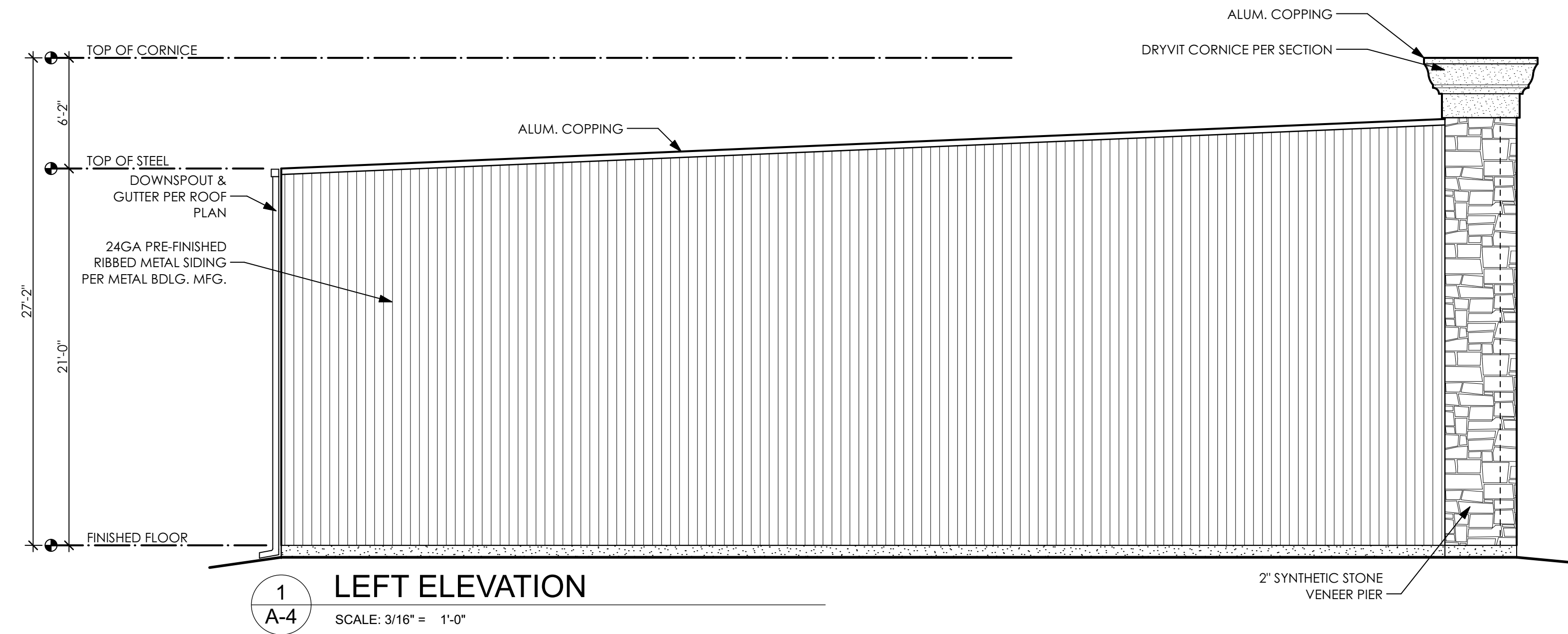
New Castle County, DE

MARK	DATE	DESCRIPTION

PROJECT NO: 2020-010
 DRAWN BY: PBJ/RLR
 CHK'D BY: RRD
 DATE: 7/26/22
 © COPYRIGHT 2020

DRAWING NUMBER
A-3
 SHEET 4 OF 12

PLOT DATE 7/26/22



SEAL



SEAL DATE- 7/26/22
REGISTRATION EXPIRES- 1/31/23

The professional services of the architect are undertaken for and are performed in the interest of the client. No contractual obligation is assumed by the architect for the benefit of any other person involved in the project.

The architect who sealed, signed and dated this document has not been employed to furnish construction administration services as defined in 24 Del.C. 303(c)



ARCHITECTURE • PLANNING
INTERIOR DESIGN • GRAPHIC ARTS

1309 VEALE ROAD
SUITE 22
WILMINGTON, DE 19810
302.478.3777

256 EAGLEVIEW BLVD.
SUITE 194
EXTON, PA 19341
610.640.9000

07.27.22
ISSUED FOR PERMIT

PROJECT NAME
105 PATRIOT DRIVE
MIDDLETOWN, DE

New Castle County, DE

MARK	DATE	DESCRIPTION

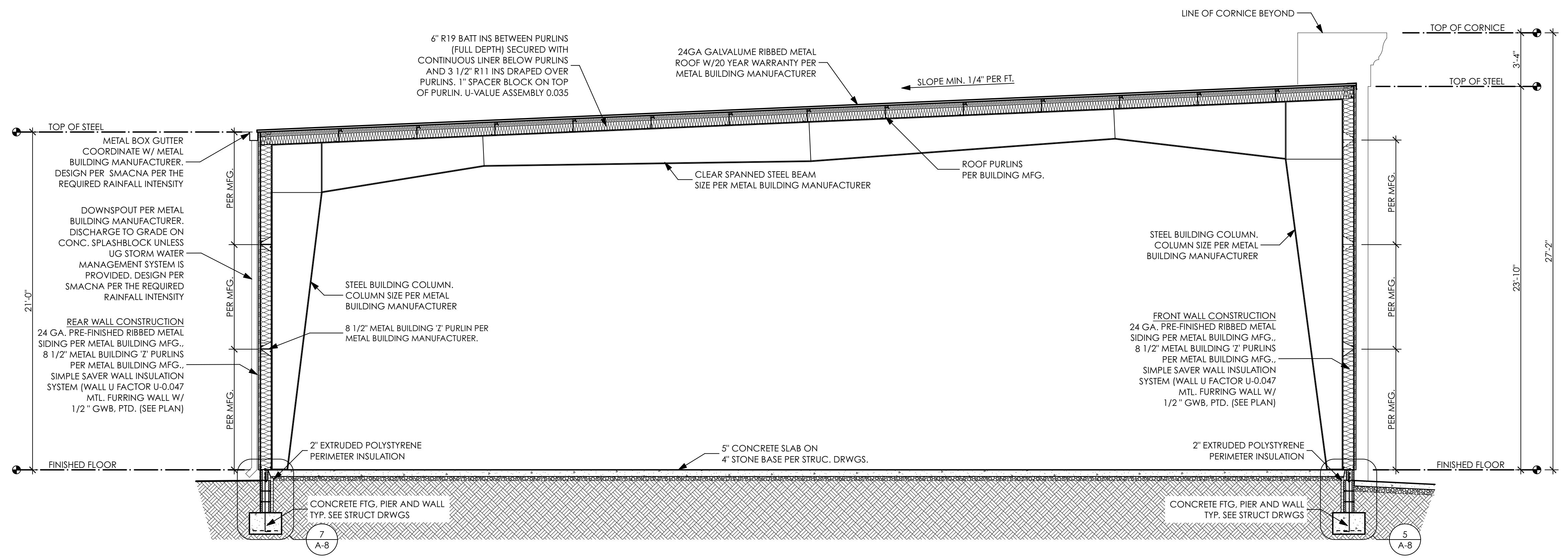
PROJECT NO: 2020-010
DRAWN BY: PBJ/RLR
CHK'D BY: RRD
DATE: 7/26/22
© COPYRIGHT 2020

DRAWING NUMBER

A-4

SHEET 5 OF 12

PLOT DATE 7/26/22



1
A-5 **BUILDING SECTION 1**
SCALE: 1/4" = 1'-0"



SEAL DATE: 7/26/22
REGISTRATION EXPIRES: 1/31/23

The professional services of the architect are undertaken for and are performed in the interest of the client. No contractual obligation is assumed by the architect for the benefit of any other person involved in the project.

The architect who sealed, signed and dated this document has not been employed to furnish construction administration services as defined in 24 Del.C. 303(c)



ARCHITECTURE • PLANNING
INTERIOR DESIGN • GRAPHIC ARTS

1309 VEALE ROAD
SUITE 22
WILMINGTON, DE 19810
302.478.3777

256 EAGLEVIEW BLVD.
SUITE 194
EXTON, PA 19341
610.640.9000

07.27.22
ISSUED FOR PERMIT

PROJECT NAME
105 PATRIOT DRIVE
MIDDLETOWN, DE

New Castle County, DE

MARK	DATE	DESCRIPTION
REVISIONS		

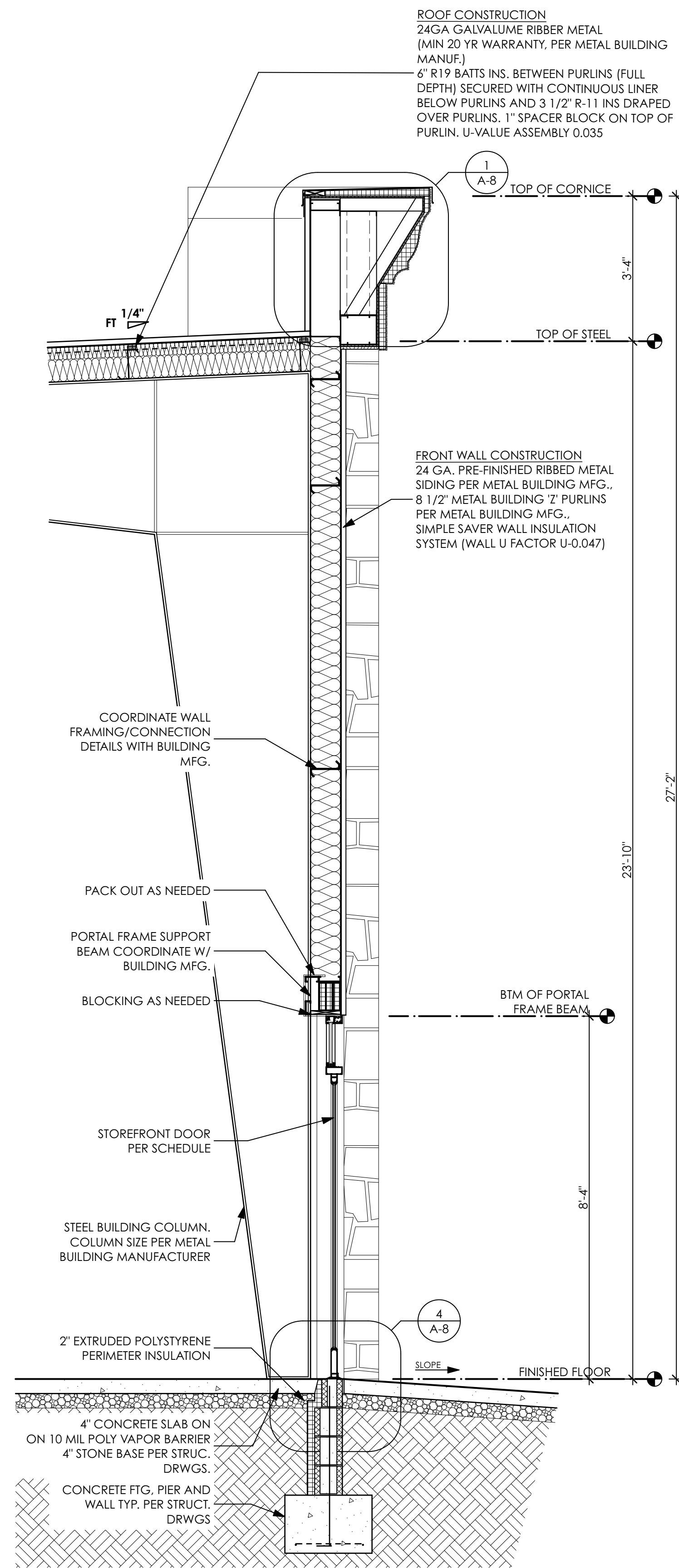
PROJECT NO: 2020-010
DRAWN BY: PBJ/RLR
CHK'D BY: RRD
DATE: 7/26/22
© COPYRIGHT 2020

DRAWING NUMBER

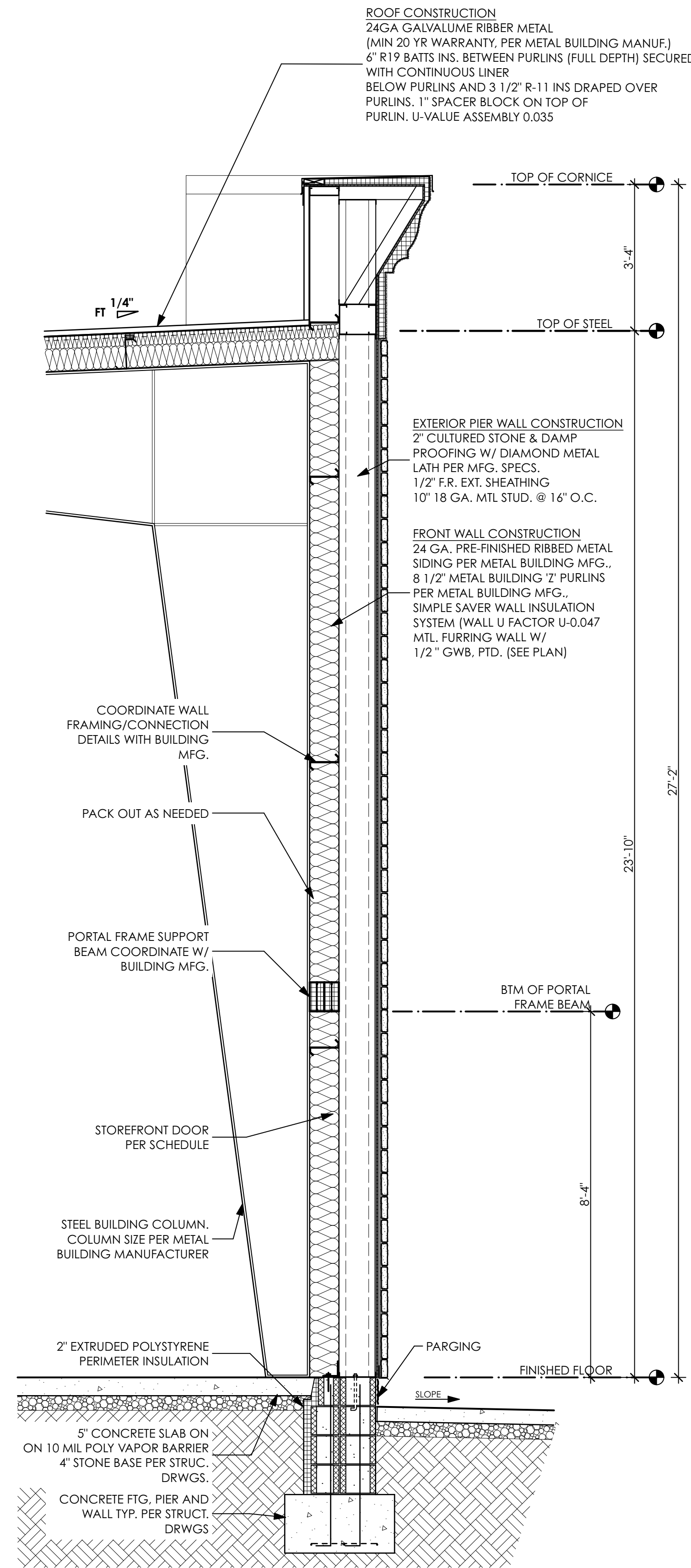
A-5

SHEET 6 OF 12

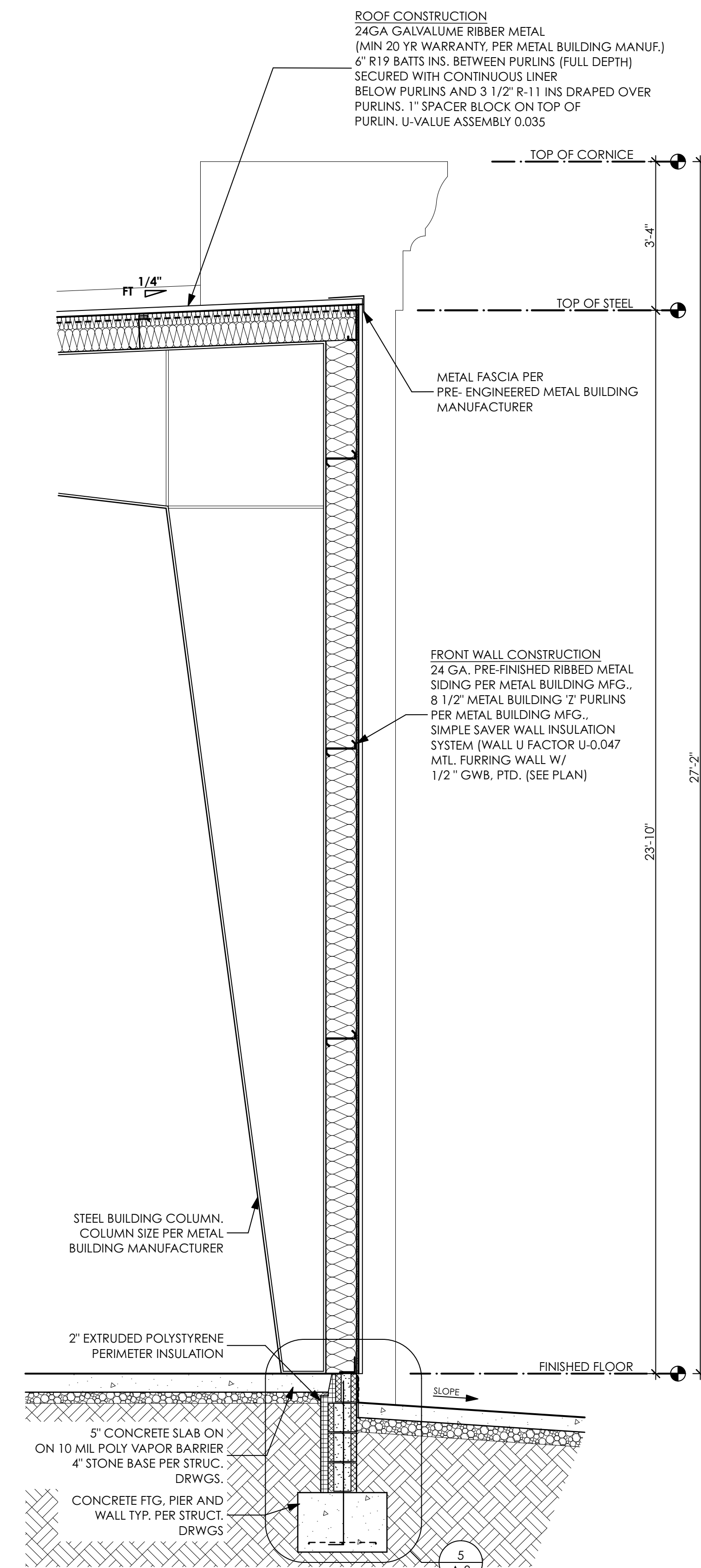
PLOT DATE 7/26/22




1 WALL SECTION 1
SCALE: 1/2" = 1'-0"



2 WALL SECTION 2
SCALE: 1/2" = 1'-0"



3 WALL SECTION 3
SCALE: 1/2" = 1'-0"



SEAL DATE: 7/26/22
REGISTRATION EXPIRES: 1/31/23

The professional services of the architect are undertaken for and are performed in the interest of the client. No contractual obligation is assumed by the architect for the benefit of any other person involved in the project. The architect who sealed, signed and dated this document has not been employed to furnish construction administration services as defined in 24 Del.C. 303(c)



ARCHITECTURE • PLANNING
INTERIOR DESIGN • GRAPHIC ARTS

1309 VEALE ROAD
SUITE 22
WILMINGTON, DE 19810
302.478.3777

256 EAGLEVIEW BLVD.
SUITE 194
EXTON, PA 19341
610.640.9000

07.27.22
ISSUED FOR PERMIT

PROJECT NAME
105 PATRIOT DRIVE
MIDDLETOWN, DE

New Castle County, DE

MARK	DATE	DESCRIPTION
REVISIONS		

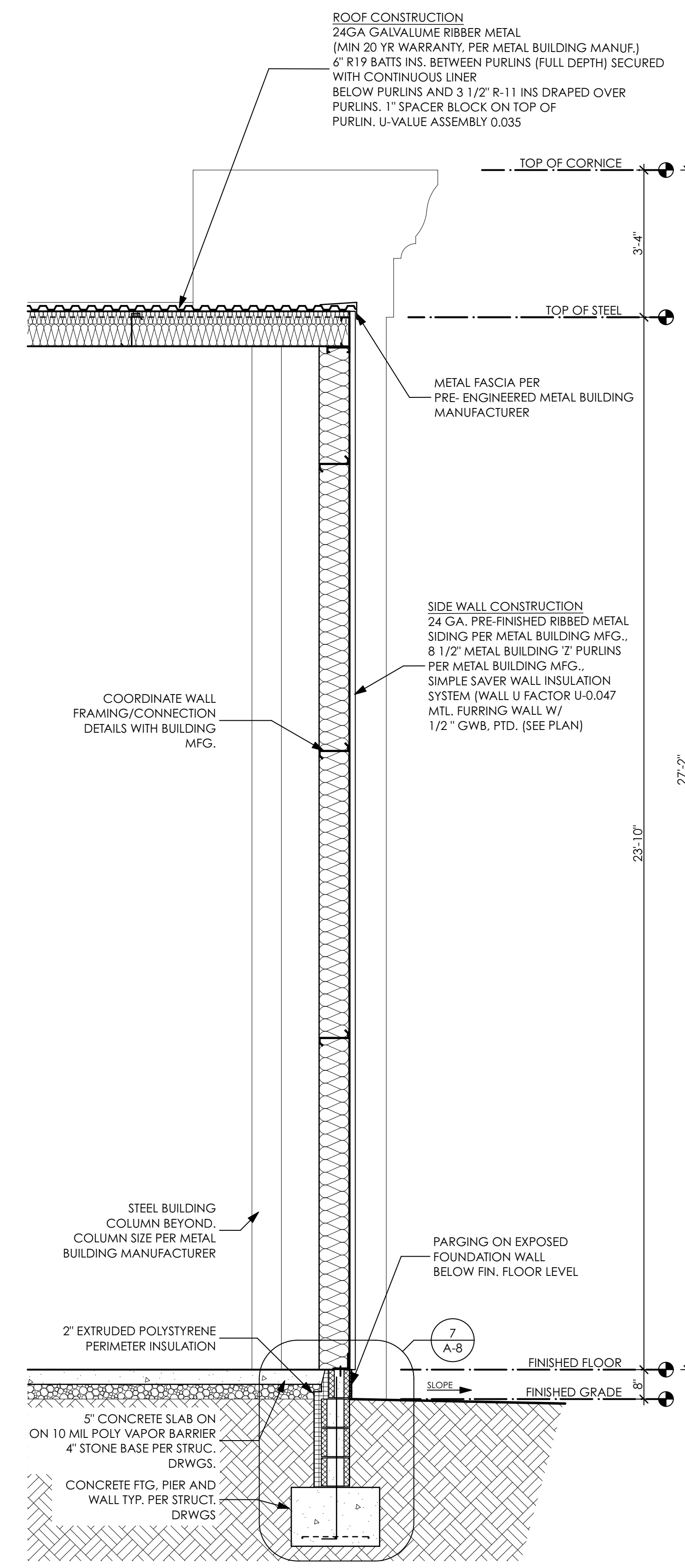
PROJECT NO: 2020-010
DRAWN BY: PBJ/RLR
CHK'D BY: RRD
DATE: 7/26/22
© COPYRIGHT 2020

DRAWING NUMBER

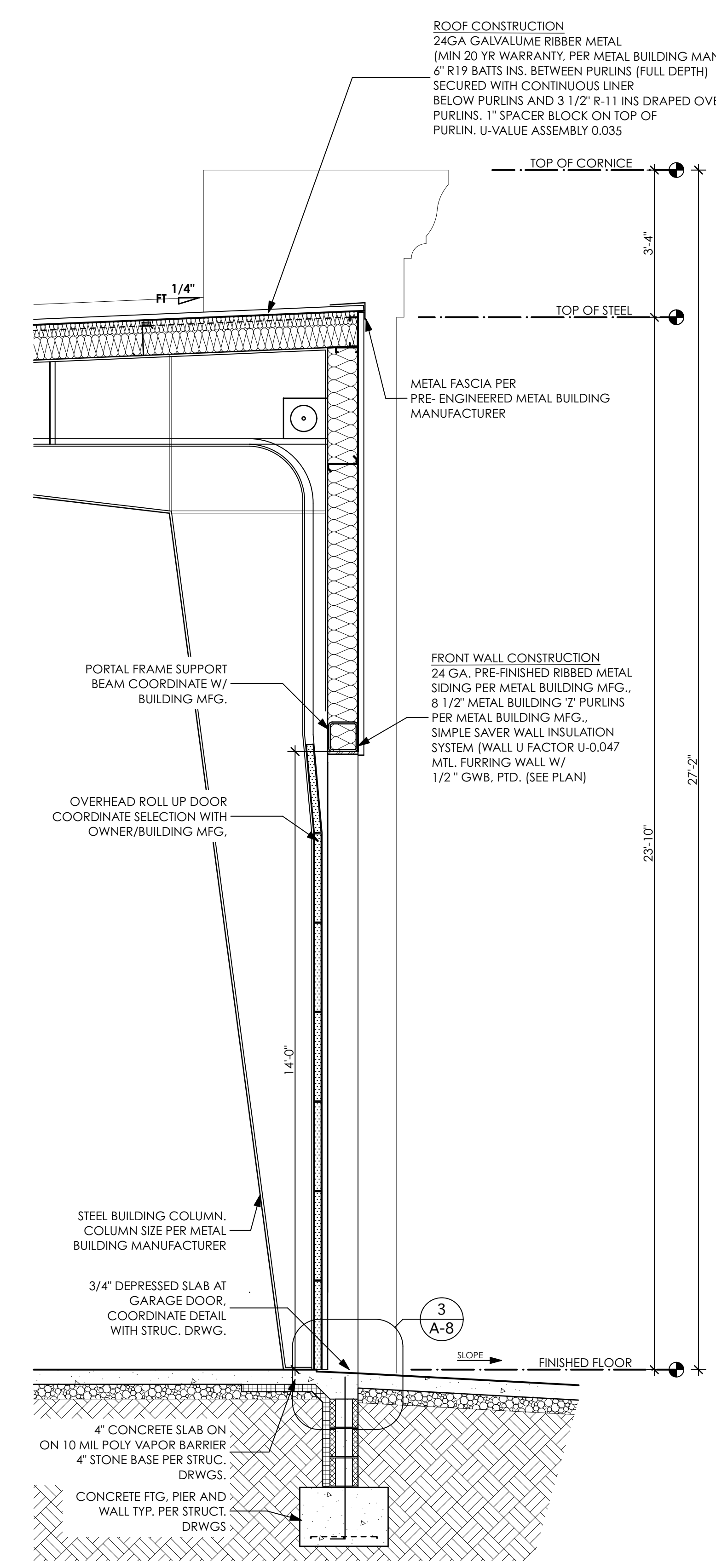
A-6

SHEET 7 OF 12

PLOT DATE 7/26/22



1 WALL SECTION 4
SCALE: 1/2" = 1'-0"



2 WALL SECTION 5
SCALE: 1/2" = 1'-0"



SEAL DATE: 7/26/22
REGISTRATION EXPIRES: 1/31/23

The professional services of the architect are undertaken for and are performed in the interest of the client. No contractual obligation is assumed by the architect for the benefit of any other person involved in the project. The architect who sealed, signed and dated this document has not been employed to furnish construction administration services as defined in 24 Del.C. 303(c)



ARCHITECTURE • PLANNING
INTERIOR DESIGN • GRAPHIC ARTS

1309 VEALE ROAD
SUITE 22
WILMINGTON, DE 19810
302.478.3777

256 EAGLEVIEW BLVD.
SUITE 194
EXTON, PA 19341
610.640.9000

07.27.22
ISSUED FOR PERMIT

PROJECT NAME
105 PATRIOT DRIVE
MIDDLETOWN, DE

New Castle County, DE

MARK	DATE	DESCRIPTION
REVISIONS		

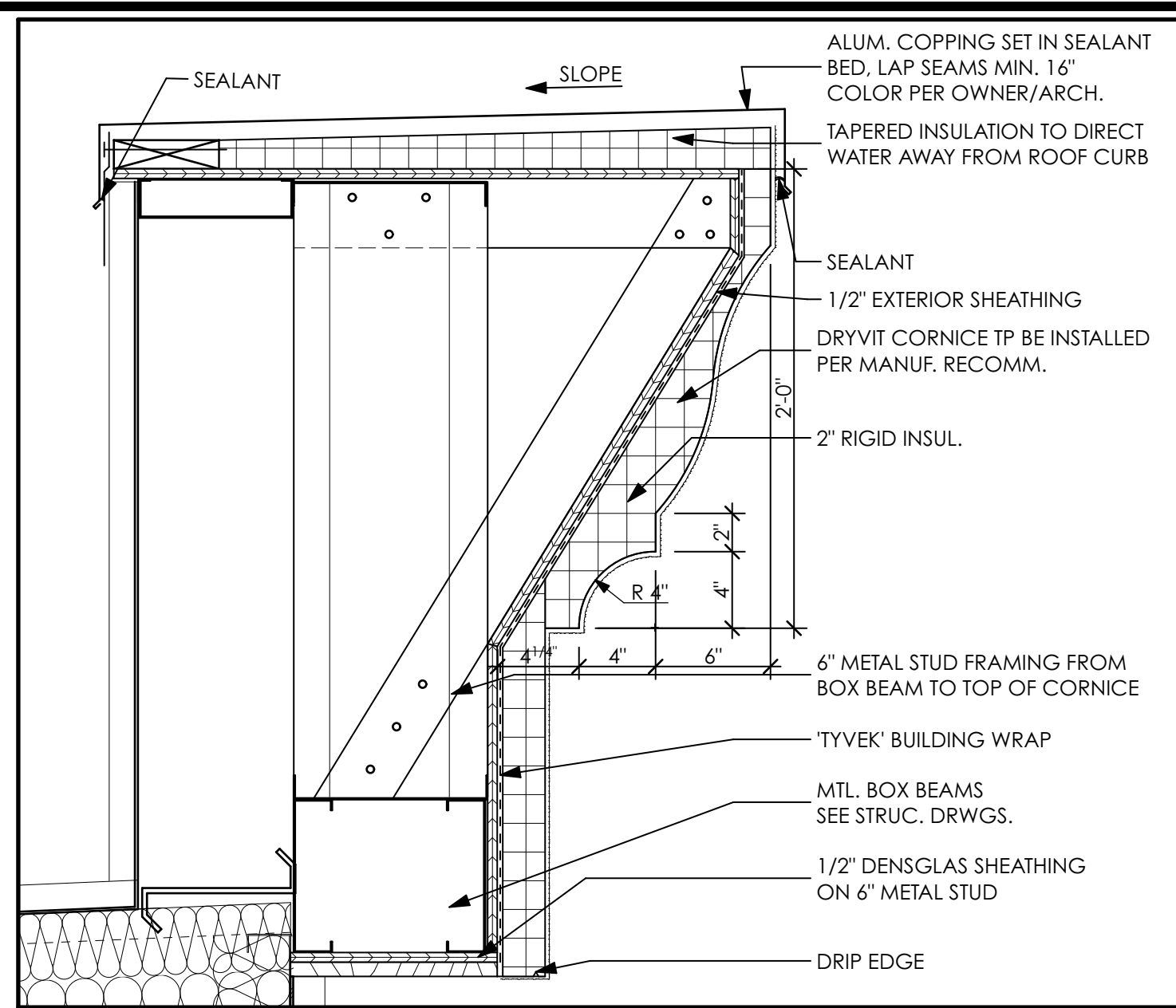
PROJECT NO: 2020-010
DRAWN BY: PBJ/RLR
CHK'D BY: RRD
DATE: 7/26/22
© COPYRIGHT 2020

DRAWING NUMBER

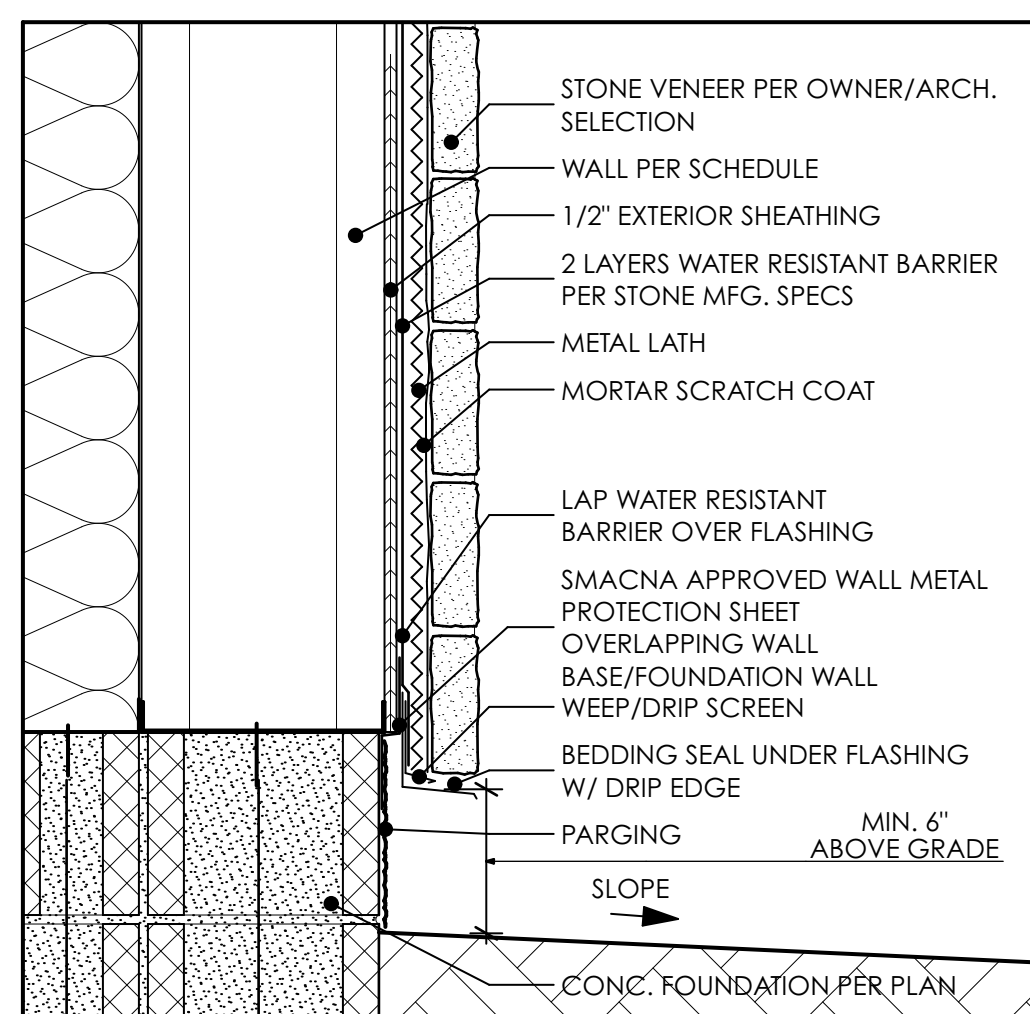
A-7

SHEET 8 OF 12

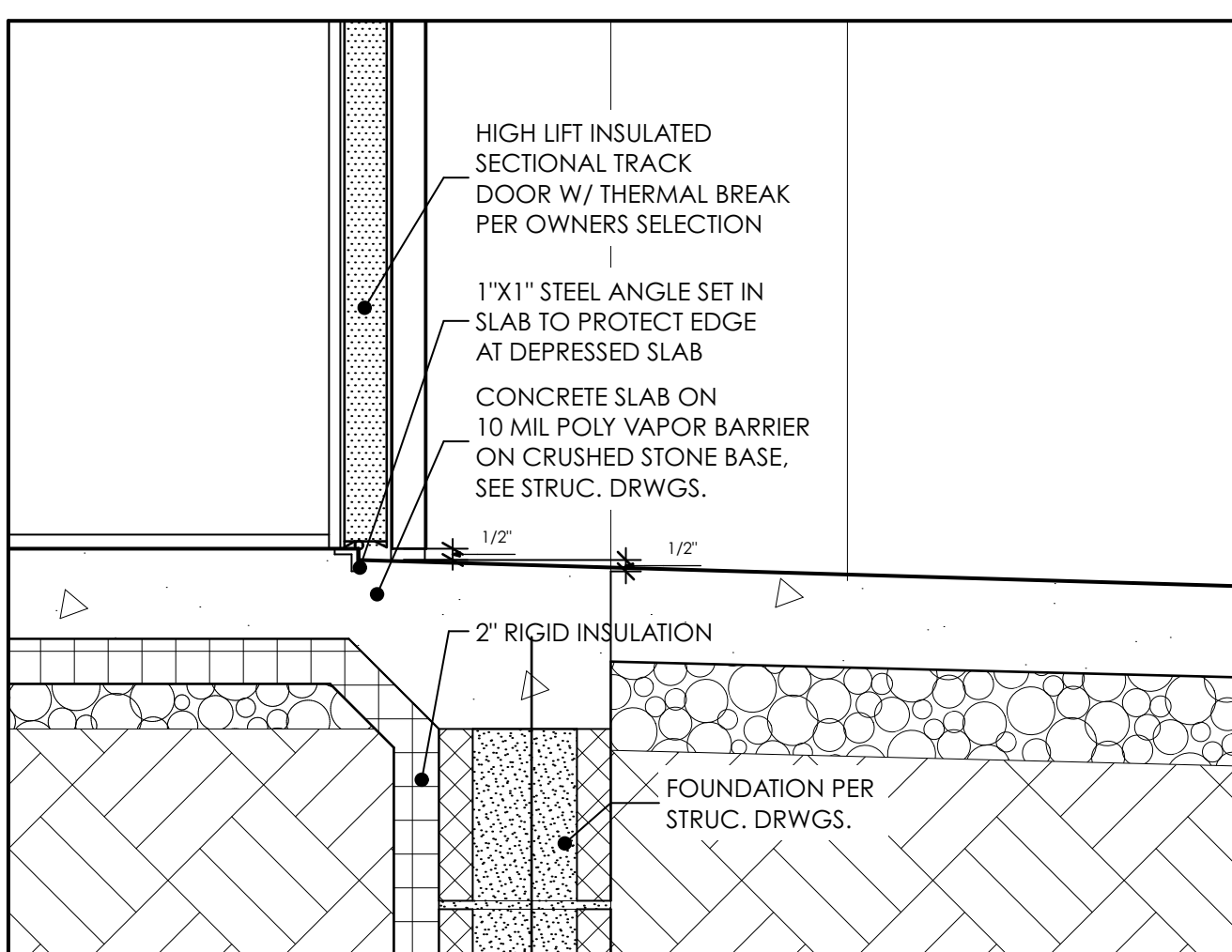
PLOT DATE 7/26/22



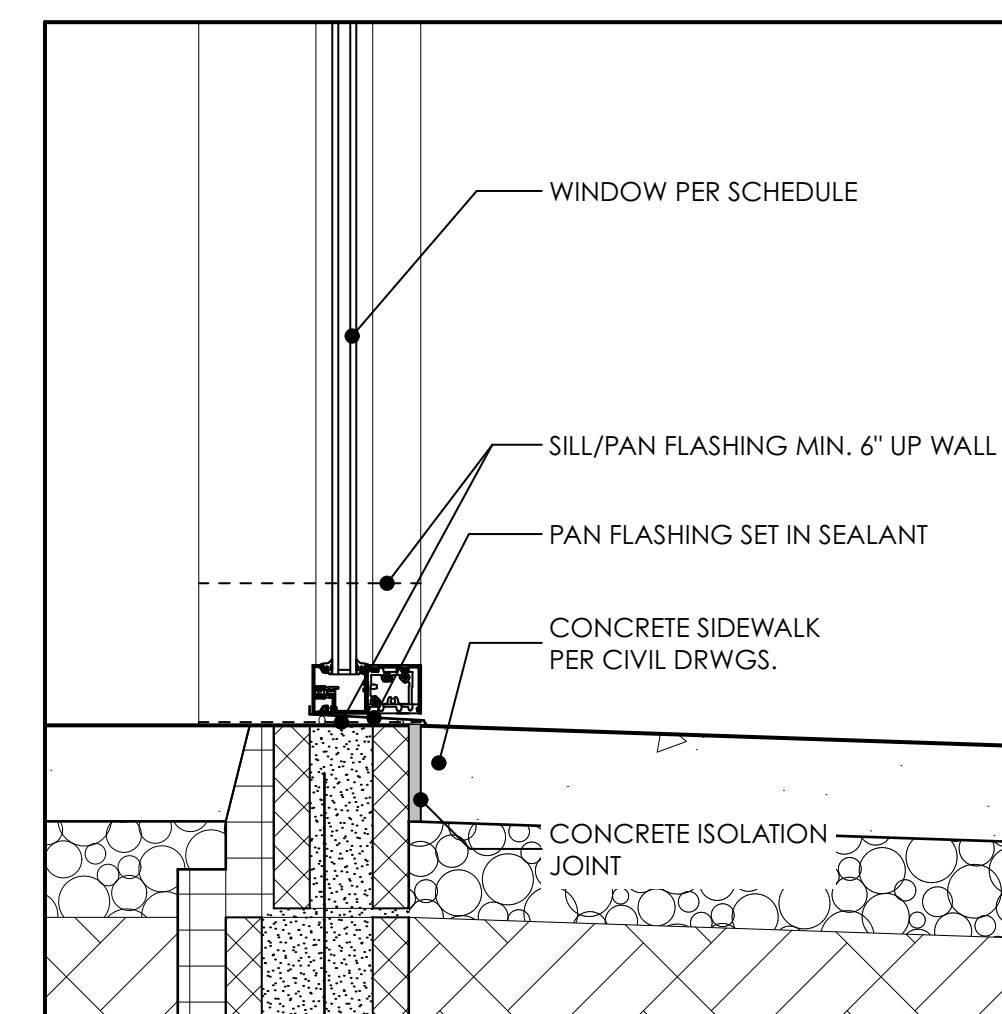
1 CORNICE DETAIL
SCALE: 1 1/2" = 1'-0"



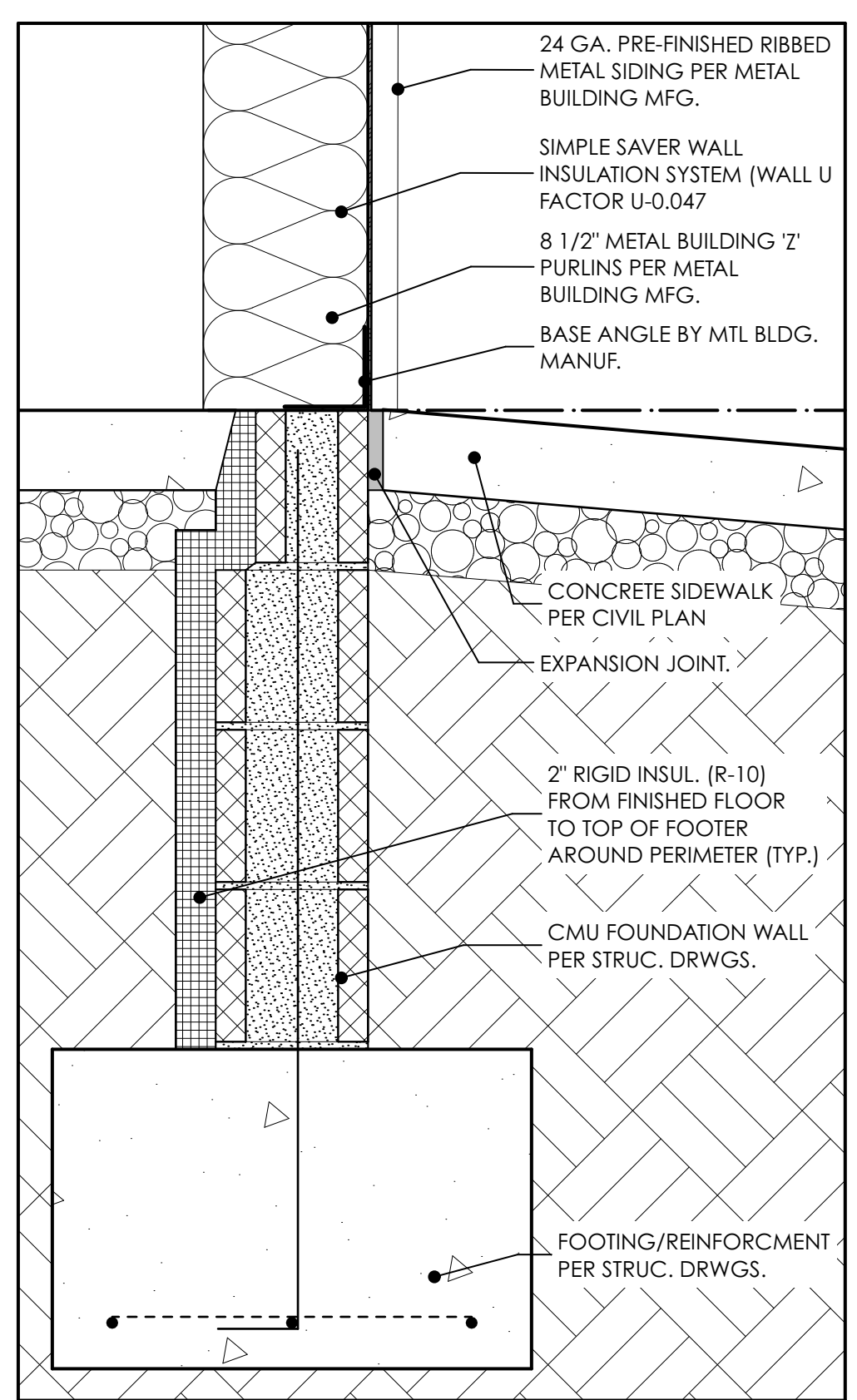
2 STONE BASE DETAIL
SCALE: 1 1/2" = 1'-0"



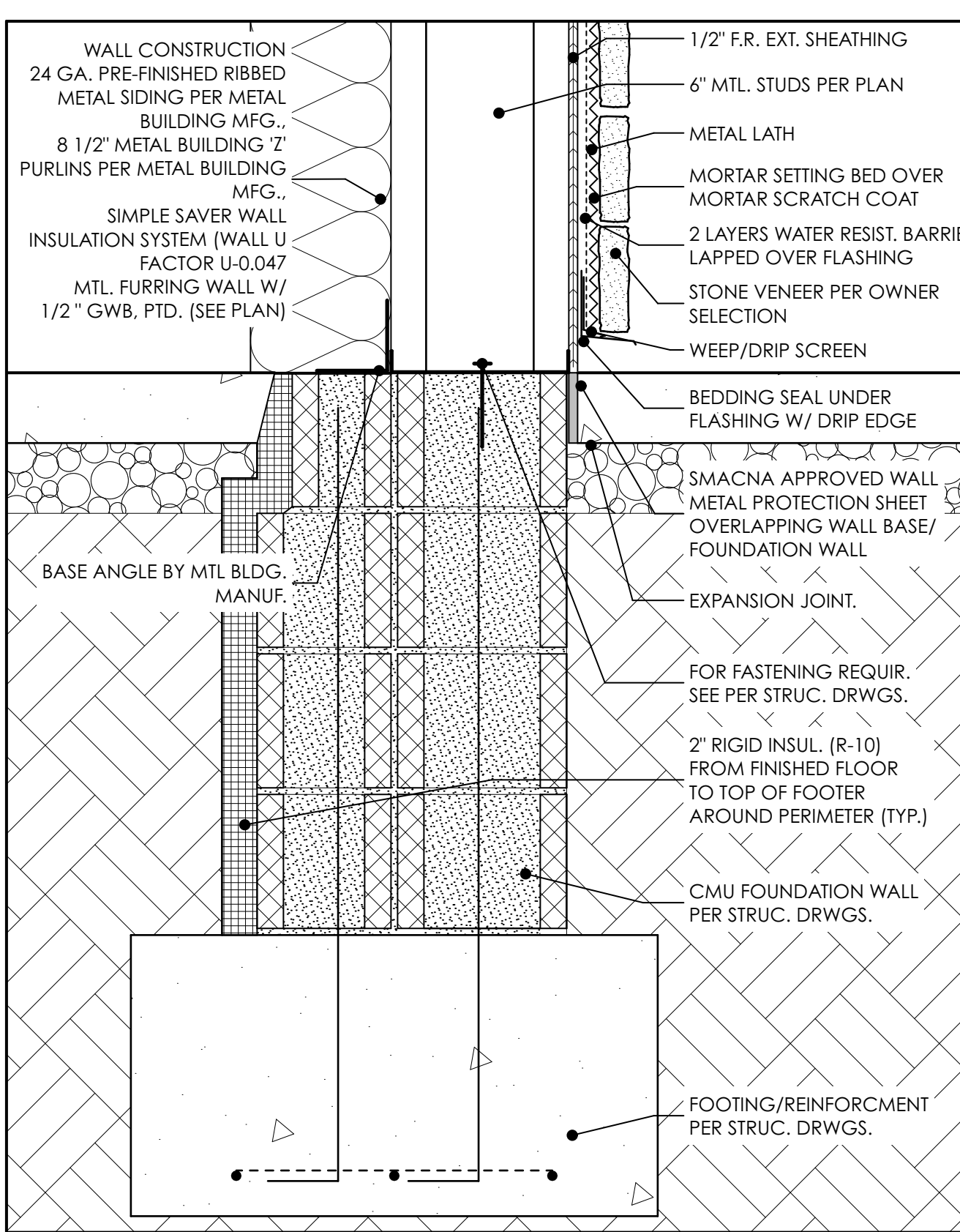
3 GARAGE DOOR BASE DETAIL
SCALE: 1 1/2" = 1'-0"



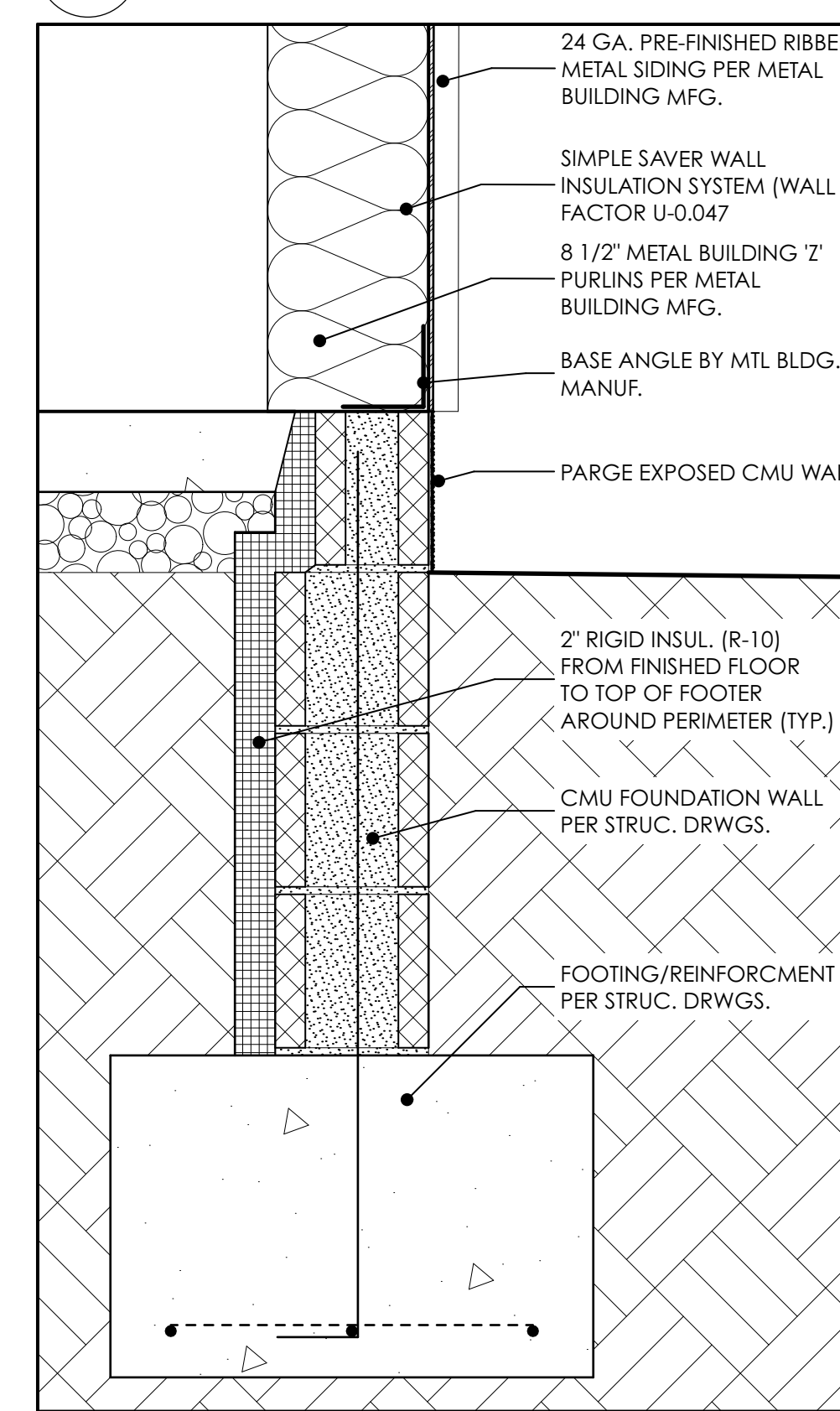
4 STOREFRONT WIN. BASE DETAIL
SCALE: 1 1/2" = 1'-0"




5 FOUNDATION DETAIL 1
SCALE: 1 1/2" = 1'-0"



6 FOUNDATION DETAIL 2
SCALE: 1 1/2" = 1'-0"



7 FOUNDATION DETAIL 3
SCALE: 1 1/2" = 1'-0"



SEAL DATE: 7/26/22
REGISTRATION EXPIRES: 1/31/23

The professional services of the architect are undertaken for and are performed in the interest of the client. No contractual obligation is assumed by the architect for the benefit of any other person involved in the project.

The architect who sealed, signed and dated this document has not been employed to furnish construction administration services as defined in 24 Del.C. 303(c)



ARCHITECTURE • PLANNING
INTERIOR DESIGN • GRAPHIC ARTS

1309 VEALE ROAD
SUITE 22
WILMINGTON, DE 19810
302.478.3777

256 EAGLEVIEW BLVD.
SUITE 194
EXTON, PA 19341
610.640.9000

07.27.22
ISSUED FOR PERMIT

PROJECT NAME
105 PATRIOT DRIVE
MIDDLETOWN, DE

New Castle County, DE

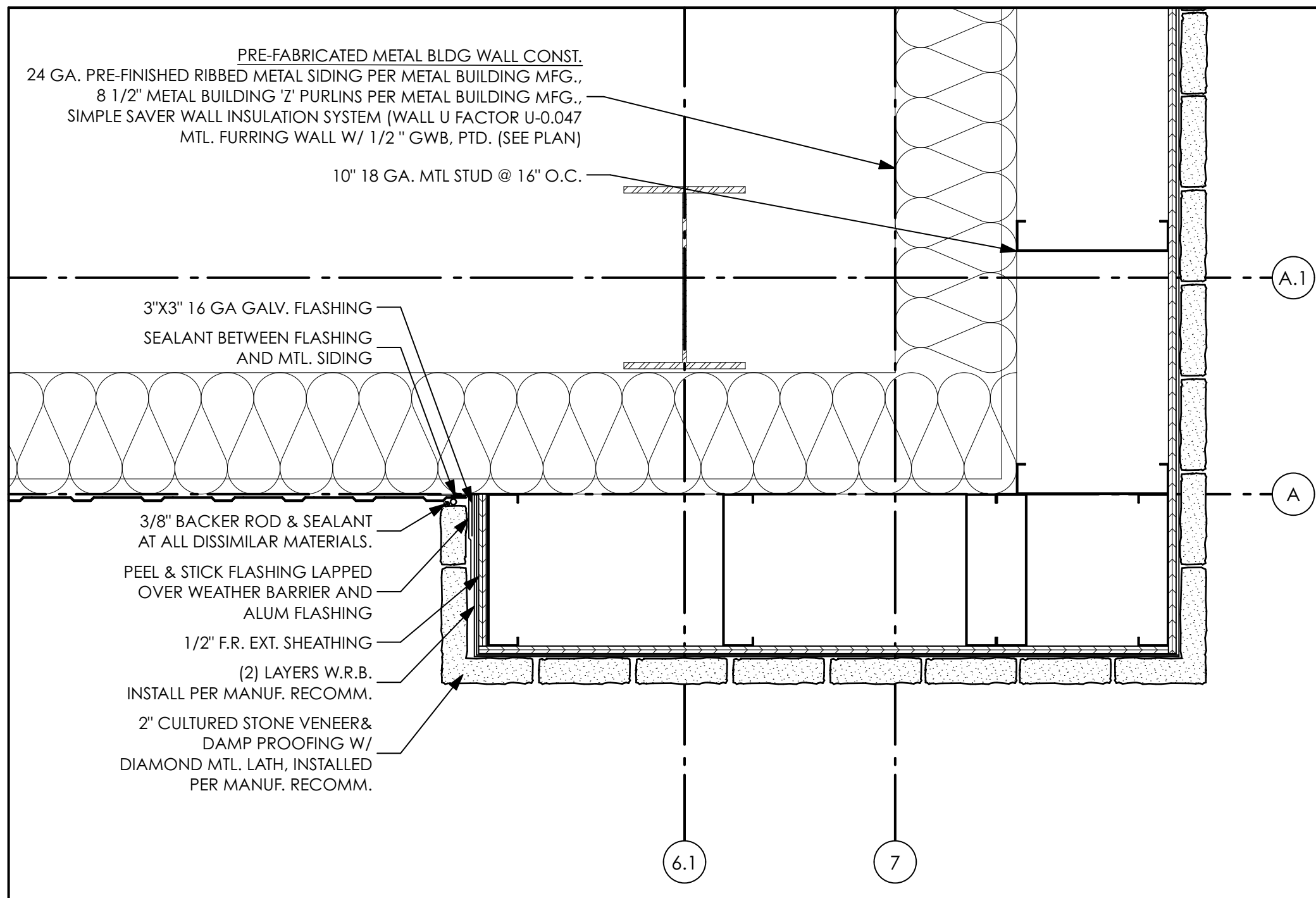
MARK	DATE	DESCRIPTION

REVISIONS

PROJECT NO: 2020-010
DRAWN BY: PBJ/RLR
CHK'D BY: RRD
DATE: 7/26/22
© COPYRIGHT 2020

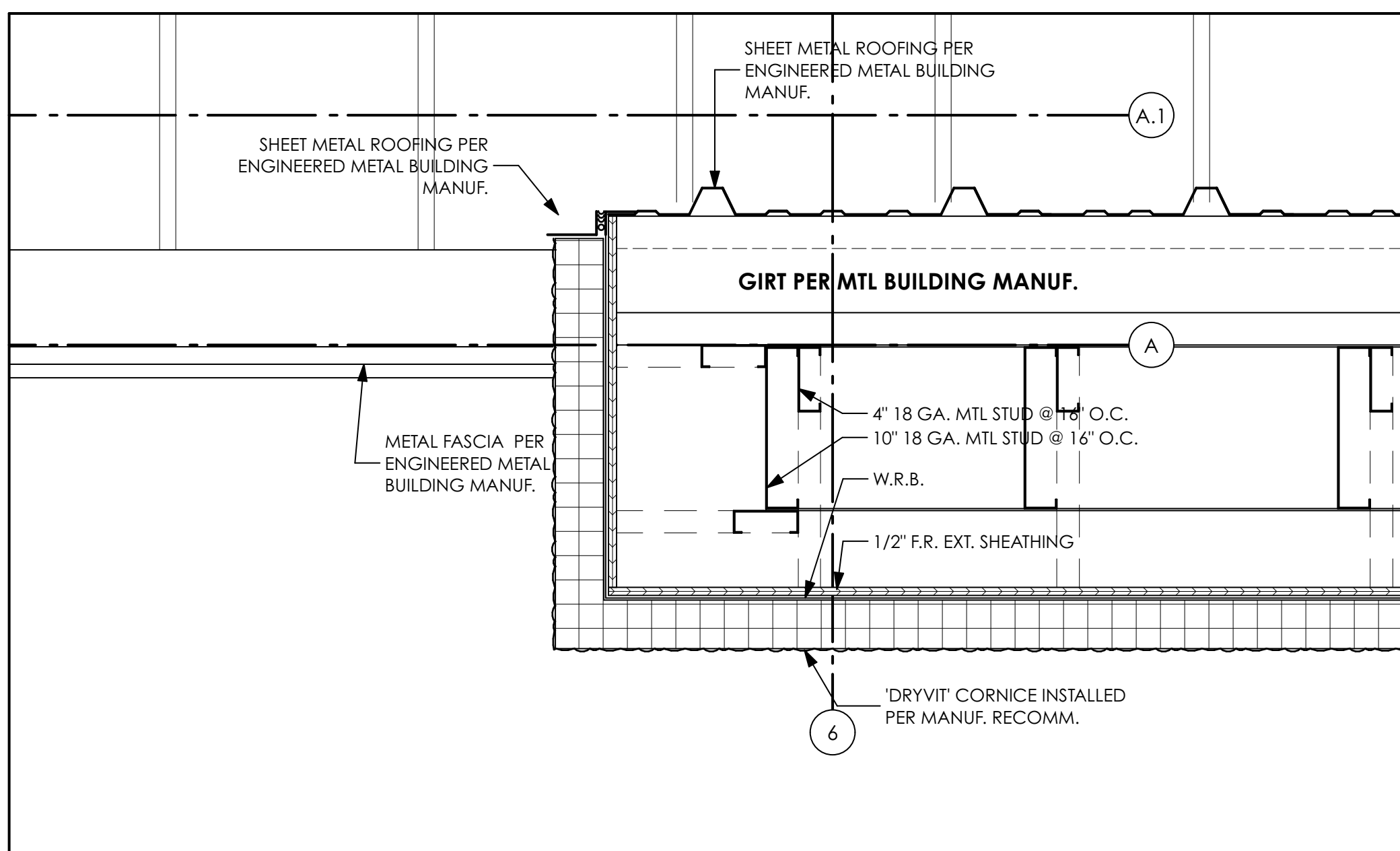
DRAWING NUMBER
A-8
SHEET 9 OF 12

PLOT DATE 7/26/22



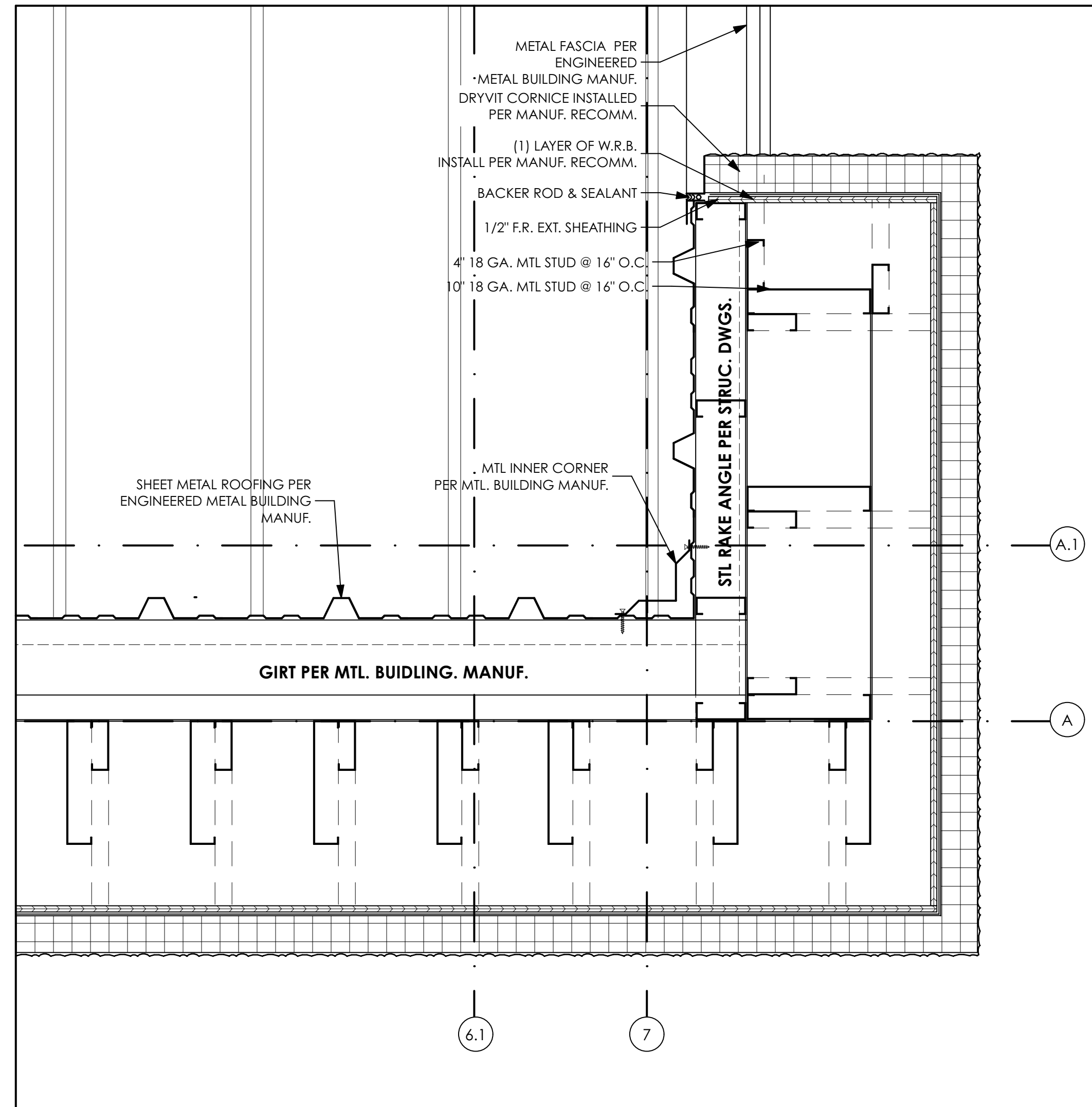
1 MTL/STONE TRANS PLAN DTL.

A-9 SCALE: 1 1/2" = 1'-0"



2 ROOF CORNICE CORNER TERM. DTL.

A-9 SCALE: 1 1/2" = 1'-0"



3 CORNICE RETURN PLAN DETAIL

A-9 SCALE: 1 1/2" = 1'-0"

SEAL



SEAL DATE: 7/26/22
REGISTRATION EXPIRES: 1/31/23

The professional services of the architect are undertaken for and are performed in the interest of the client. No contractual obligation is assumed by the architect for the benefit of any other person involved in the project.

The architect who sealed, signed and dated this document has not been employed to furnish construction administration services as defined in 24 Del.C. 303(c)



ARCHITECTURE • PLANNING
INTERIOR DESIGN • GRAPHIC ARTS

1309 VEALE ROAD
SUITE 22
WILMINGTON, DE 19810
302.478.3777

256 EAGLEVIEW BLVD.
SUITE 194
EXTON, PA 19341
610.640.9000

07.27.22

ISSUED FOR PERMIT

PROJECT NAME

105 PATRIOT DRIVE
MIDDLETOWN, DE

New Castle County, DE

MARK	DATE	DESCRIPTION
REVISIONS		

PROJECT NO: 2020-010

DRAWN BY: PBJ/RLR

CHK'D BY: RRD

DATE: 7/26/22

© COPYRIGHT 2020

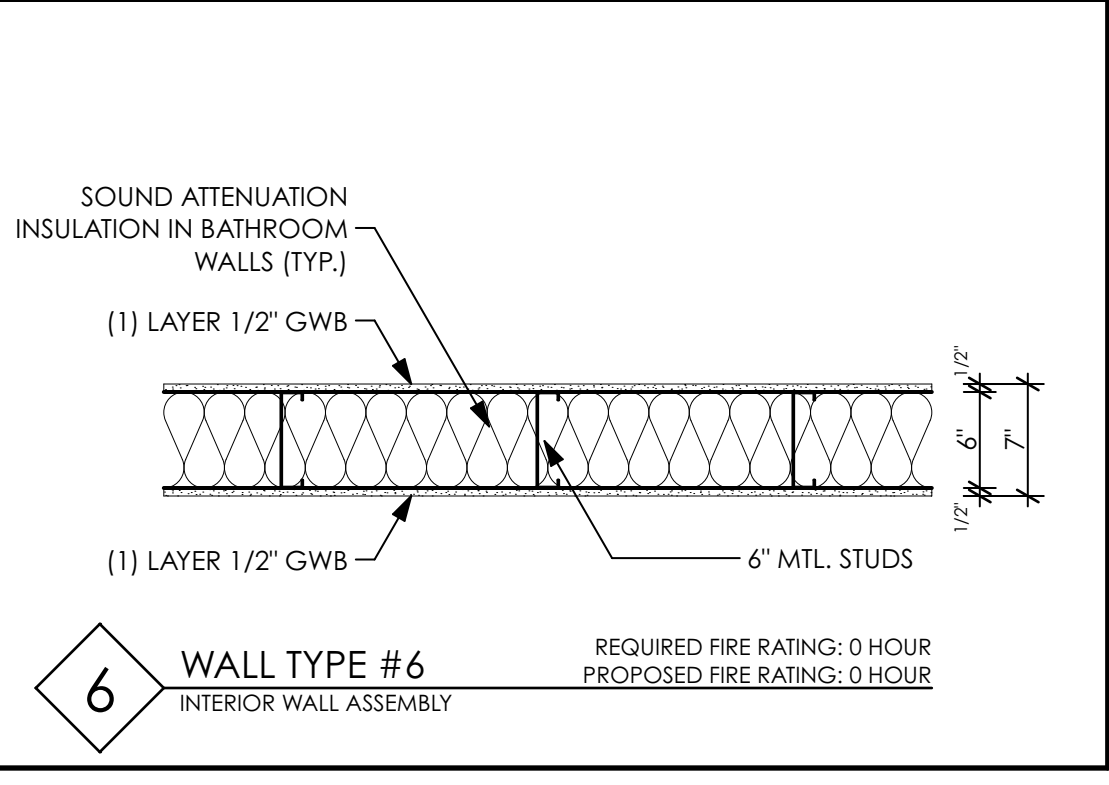
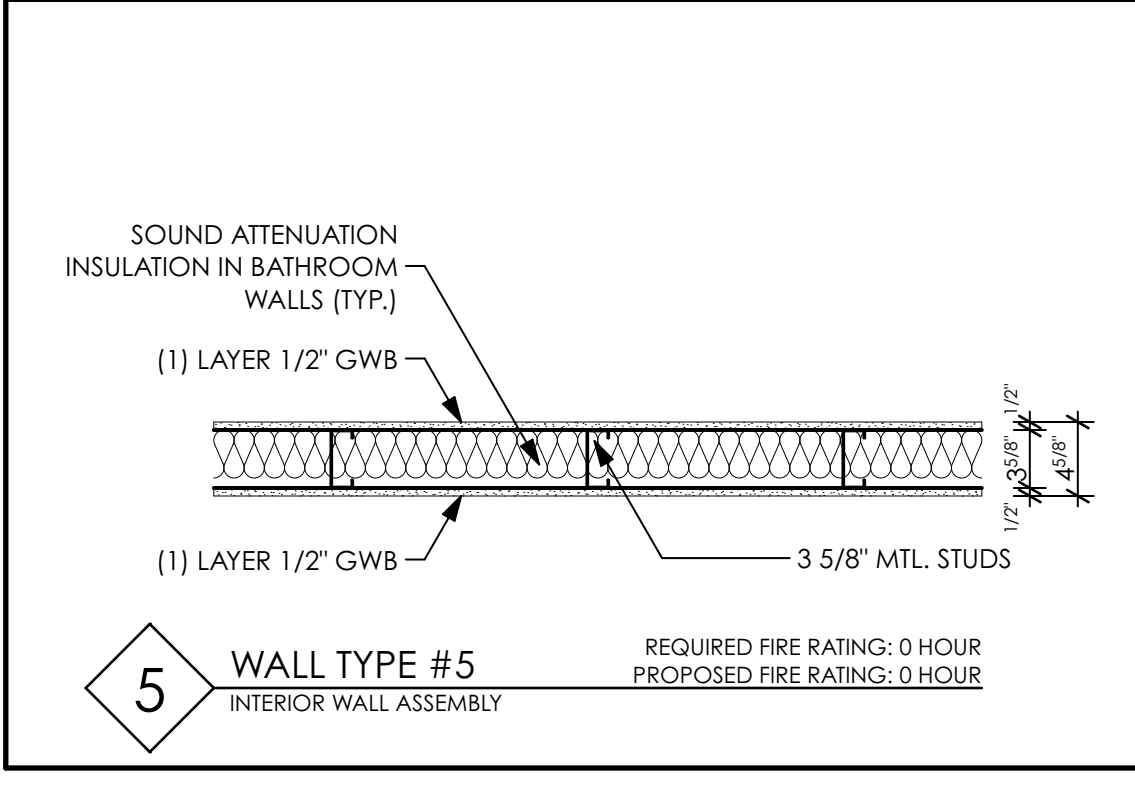
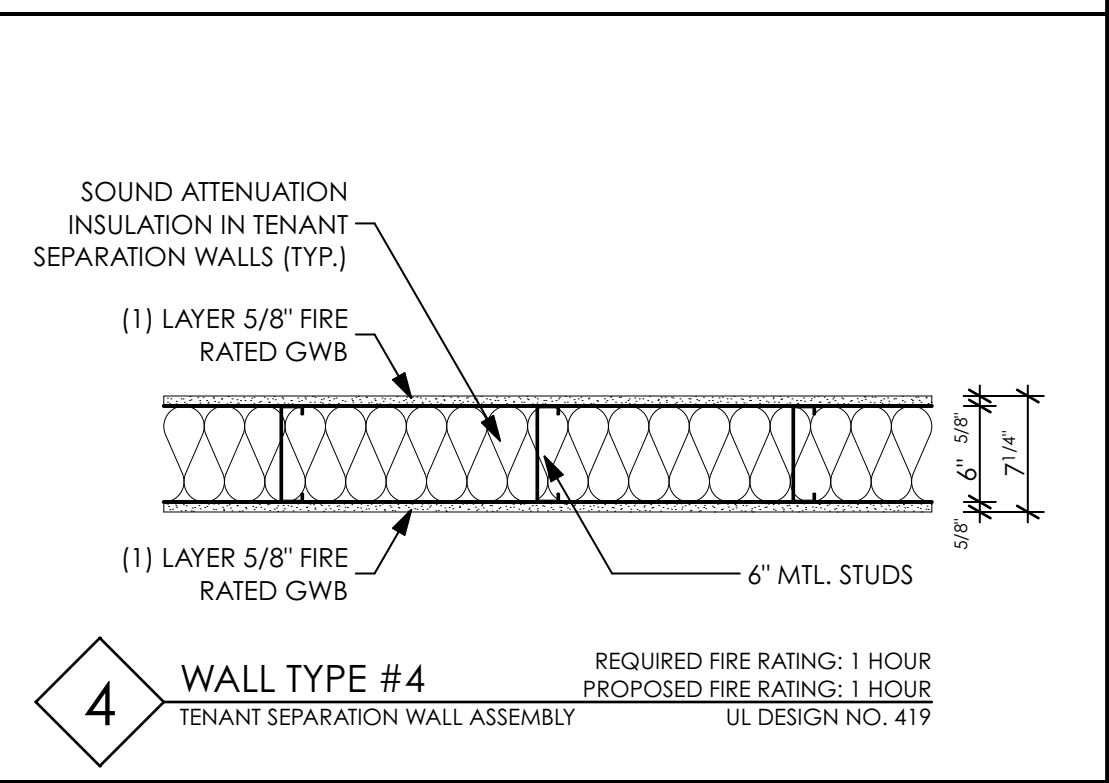
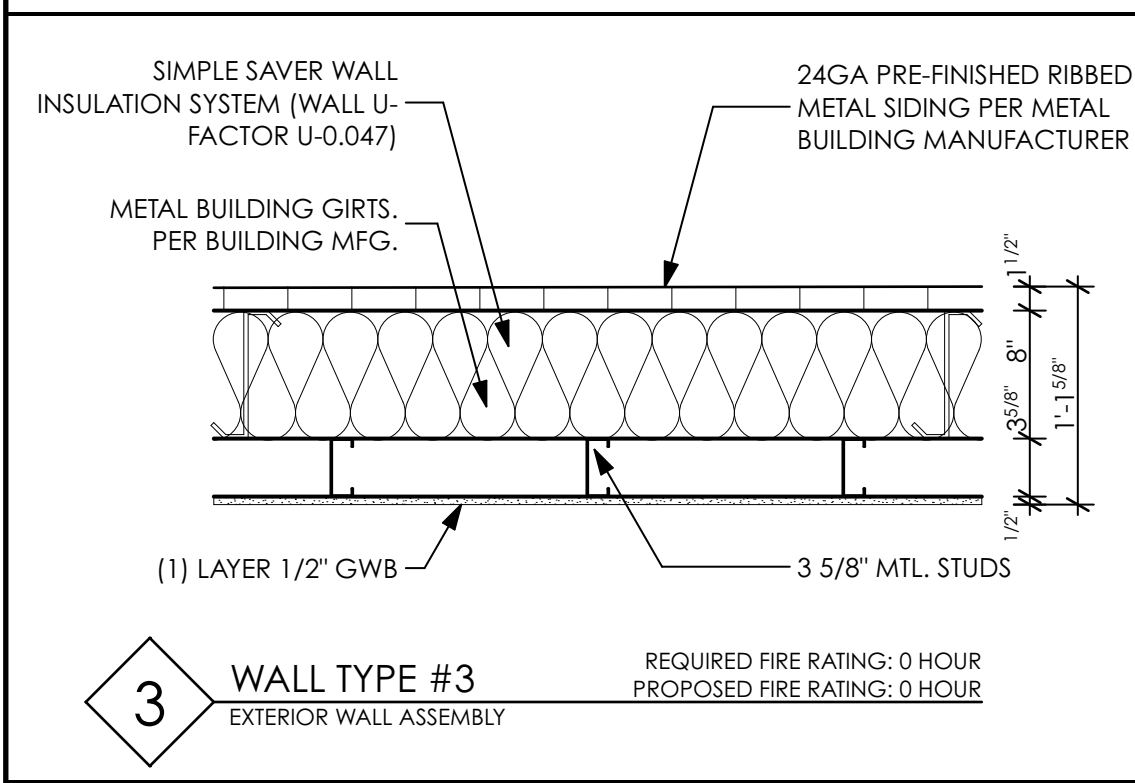
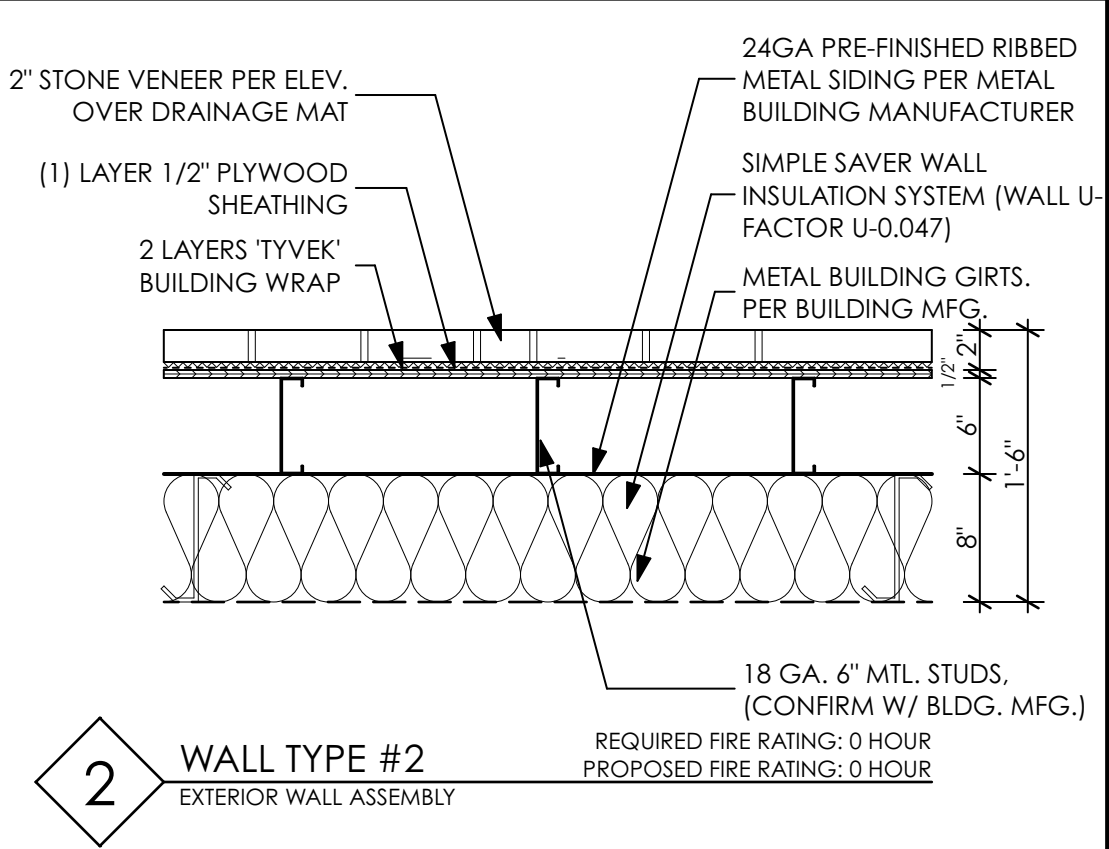
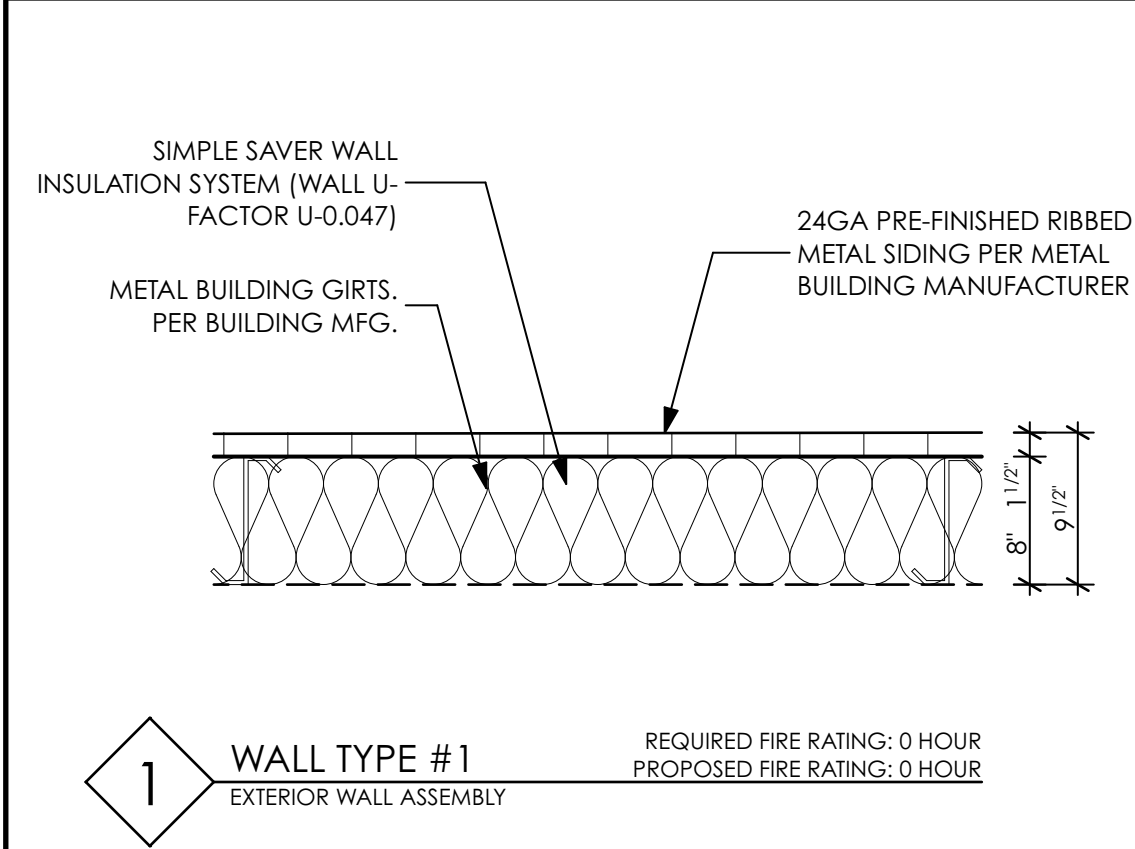
DRAWING NUMBER

A-9

SHEET 10 OF 12

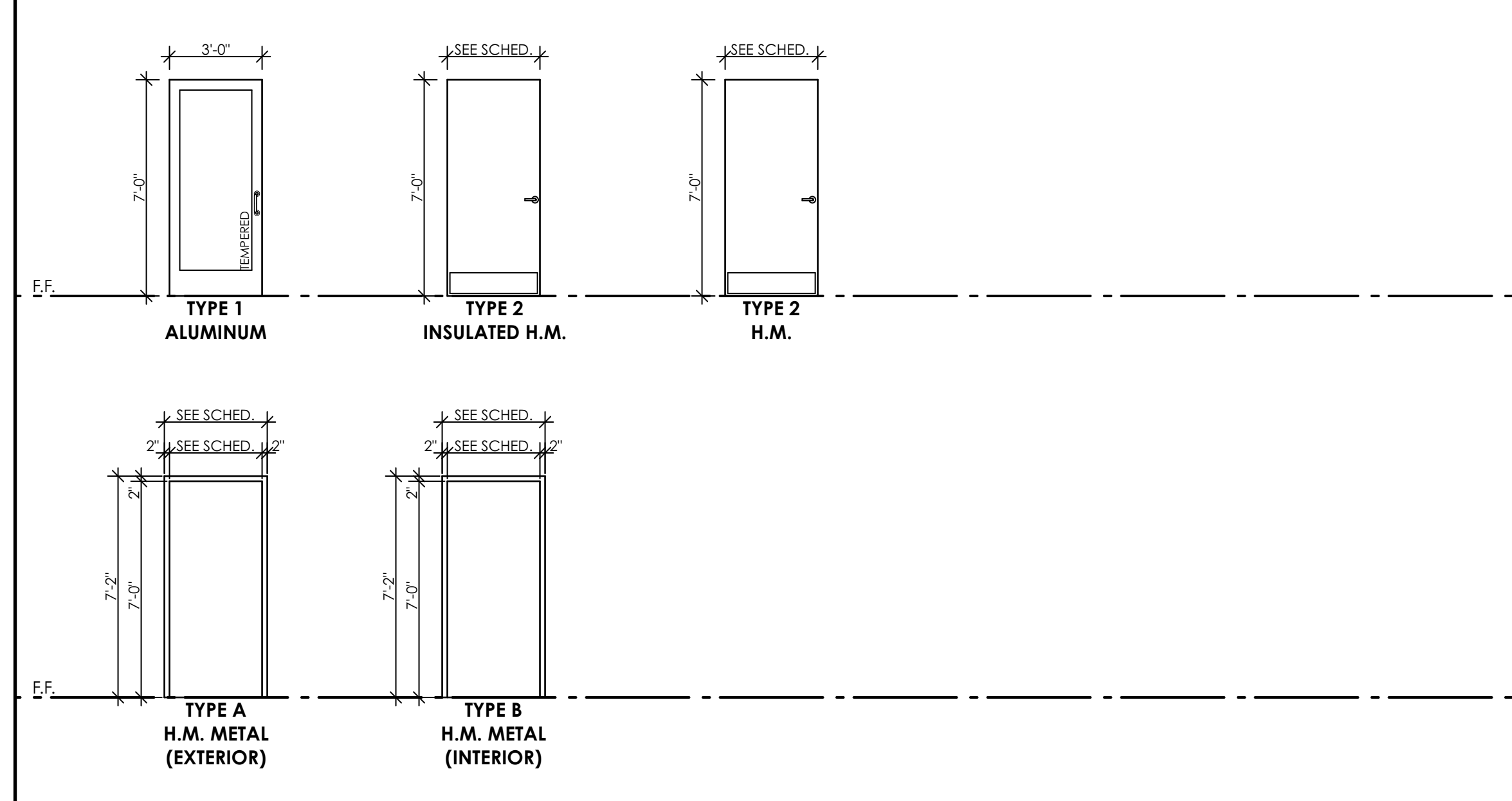
PLOT DATE 7/26/22

WALL SCHEDULE:



DOOR SCHEDULE

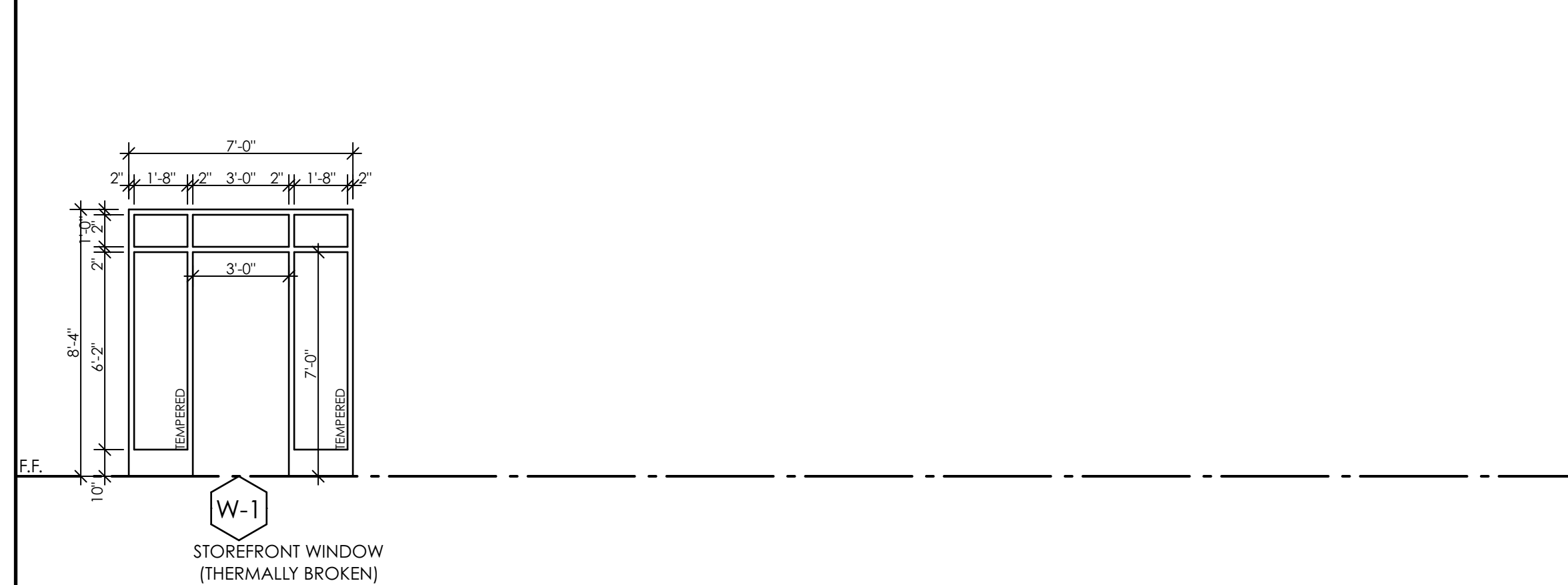
DOOR NUMBER LOCATION	DOOR				FRAME		HARDWARE				LOCKSET			REMARKS				
	WIDTH	HEIGHT	THICKNESS	MATERIAL	TYPE	MATERIAL	TYPE	CLOSER	WALL STOP	ALUM THRESHOLD	WEATHERSTRIP	KICK PLATE	PANIC HARDWARE		ENTRANCE LOCKSET	STOREROOM LOCK	PRIVACY LOCK	PASSAGE SET
1 ENTRANCE	(2) 3'-0"	7'-0"	1 3/4"	ALUMINUM	1	ALUMINUM	W-1											
2 BATHROOM	3'-0"	7'-0"	1 3/4"	H.M.	3	H.M.	B											
3 REAR EGRESS	3'-0"	7'-0"	1 3/4"	INSUL. H.M.	2	H.M.	A											
4 GARAGE DOOR	3'-0"	7'-0"	1 3/4"	INSUL. H.M.		H.M.												



DOOR NOTES:

- CONTRACTOR IS RESPONSIBLE FOR ROUGH OPENING SIZES.
- ALL HANDLES TO BE LEVER TYPE U.N.O. SEE HARDWARE SCHEDULE.
- DOORS TO BE READILY OPERABLE FROM SIDE EGRESS SIDE WITHOUT THE USE OF A KEY OR SPECIAL KNOWLEDGE OR EFFORT.
- DOOR OPENING HARDWARE MUST BE OPERATED BY A SINGLE HAND WITHOUT MEANS OF TIGHT GRASPING, PINCHING, OR TWISTING OF WRIST.
- THE MAXIMUM FORCE FOR PULLING OR PUSHING OPEN INTERIOR AND EXTERIOR DOORS EXCEPT FIRE DOORS SHALL BE 5 LBS.
- WHERE CHANGES IN LEVEL IS 1/4" MINIMUM TO 1/2" MAXIMUM, THRESHOLDS/TRANSITION STRIPS SHALL BE BEVELED WITH A SLOPE NOT STEEPER THAN 1:2.
- CONTRACTOR SHALL REVIEW DOORS WITH A QUALIFIED HARDWARE SPECIALIST TO INSURE PROPER DOOR OPERATION.
- DOORS AND FRAMES TO BE SHOP PRIMED & FIELD PAINTED.
- EXTERIOR GLASS DOORS TO HAVE INSULATED LOW E GLASS, MIN. 0.29 U-VALUE AN MIN. 0.27 SHGC.

WINDOW SCHEDULE



WINDOW NOTES:

- CONTRACTOR TO FIELD VERIFY ALL WINDOW DIMENSIONS & ROUGH OPENING SIZES.
- ALL WINDOWS TO HAVE INSULATED GLASS, LOW E, ARGON FILLED, CLEAR GLASS, MINIMUM U FACTOR 0.29, SHGC 0.27 (TYPICAL FOR ANDERSON SILVERLINE)
- ALL WINDOWS TO HAVE GWB RETURNS
- WINDOW COLORS TO BE STANDARD
- ALL ALUMINUM STOREFRONT WINDOWS TO HAVE THERMAL BREAK



SEAL DATE: 7/26/22
REGISTRATION EXPIRES: 1/31/23

The professional services of the architect are undertaken for and are performed in the interest of the client. No contractual obligation is assumed by the architect for the benefit of any other person involved in the project.

The architect who sealed, signed and dated this document has not been employed to furnish construction administration services as defined in 24 Del.C. 303(c)



ARCHITECTURE • PLANNING
INTERIOR DESIGN • GRAPHIC ARTS

1309 VEALE ROAD
SUITE 22
WILMINGTON, DE 19810
302.478.3777

256 EAGLEVIEW BLVD.
SUITE 194
EXTON, PA 19341
610.640.9000

07.27.22
ISSUED FOR PERMIT

PROJECT NAME
105 PATRIOT DRIVE
MIDDLETOWN, DE

New Castle County, DE

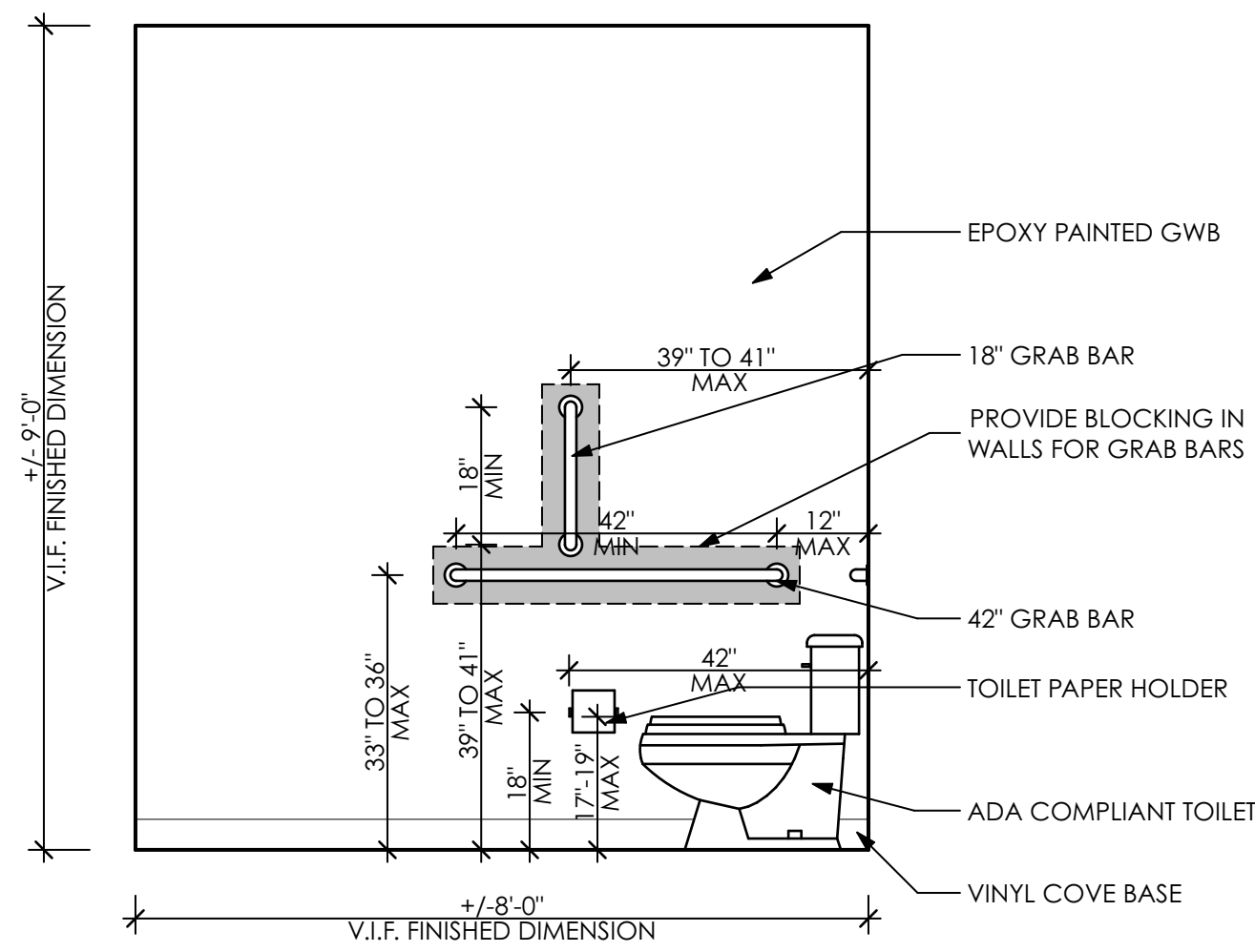
MARK	DATE	DESCRIPTION

PROJECT NO: 2020-010
DRAWN BY: PBJ/RLR
CHK'D BY: RRD
DATE: 7/26/22
© COPYRIGHT 2020

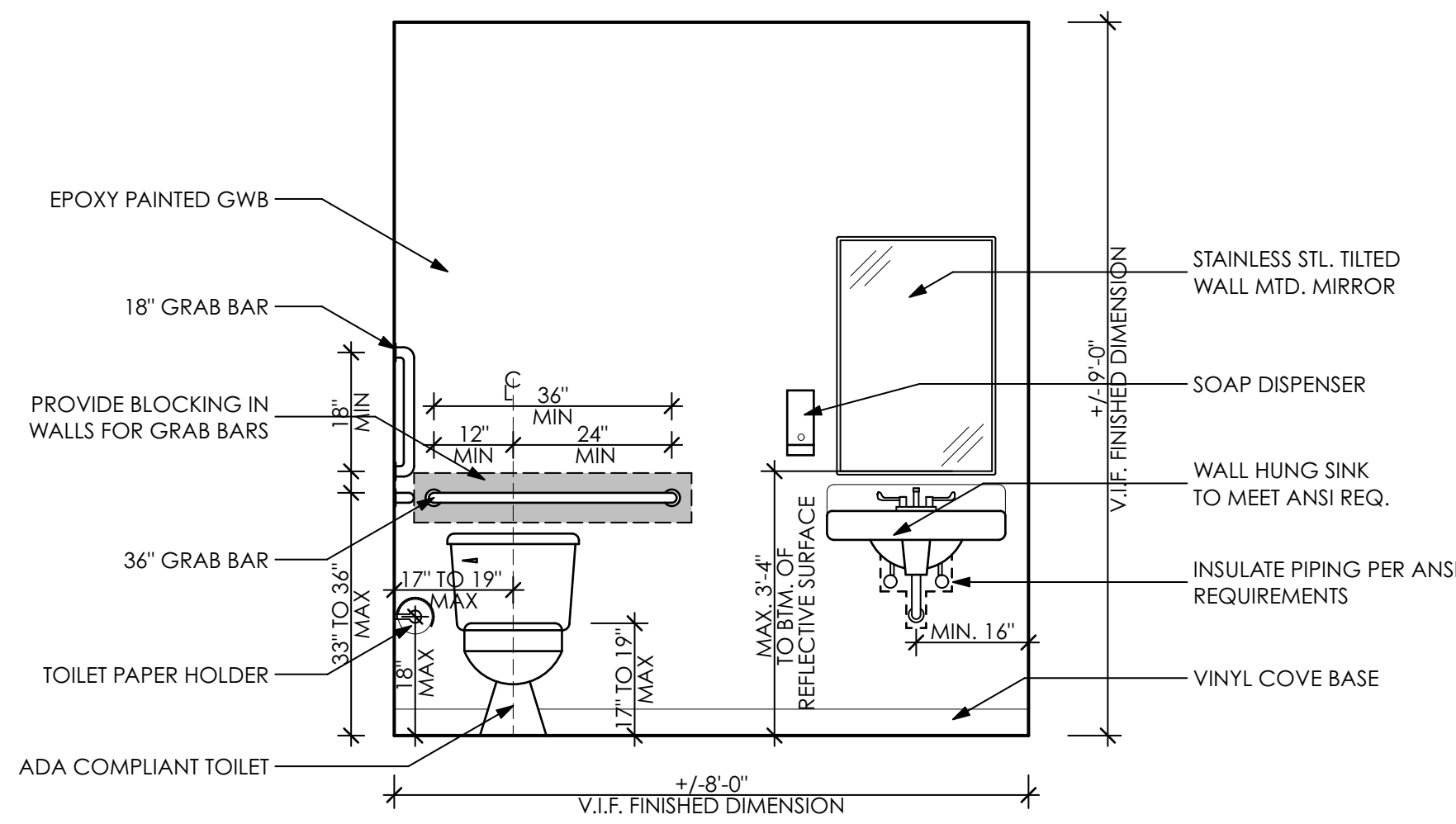
DRAWING NUMBER
A-10

SHEET 11 OF 12

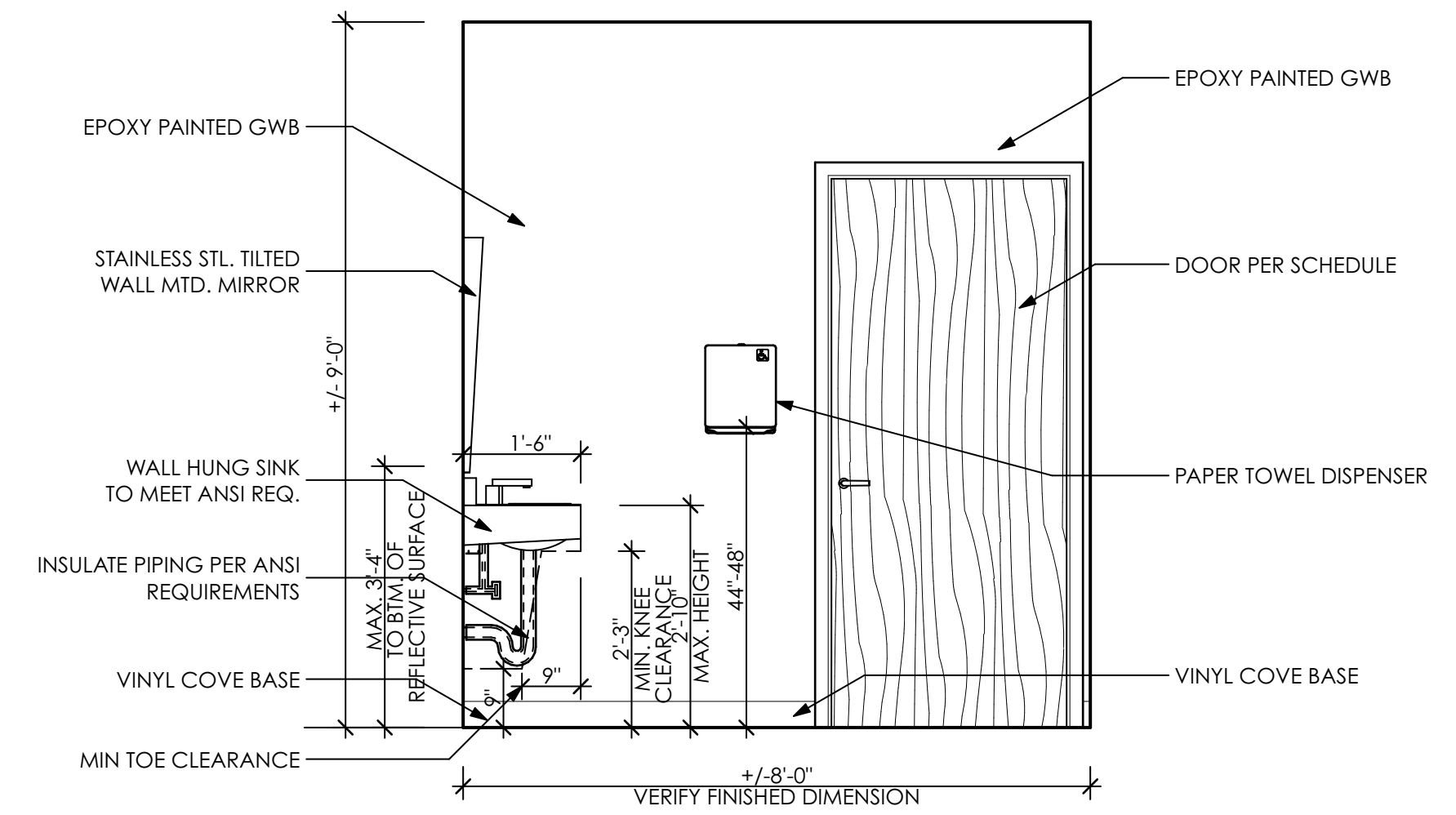
PLOT DATE 7/26/22



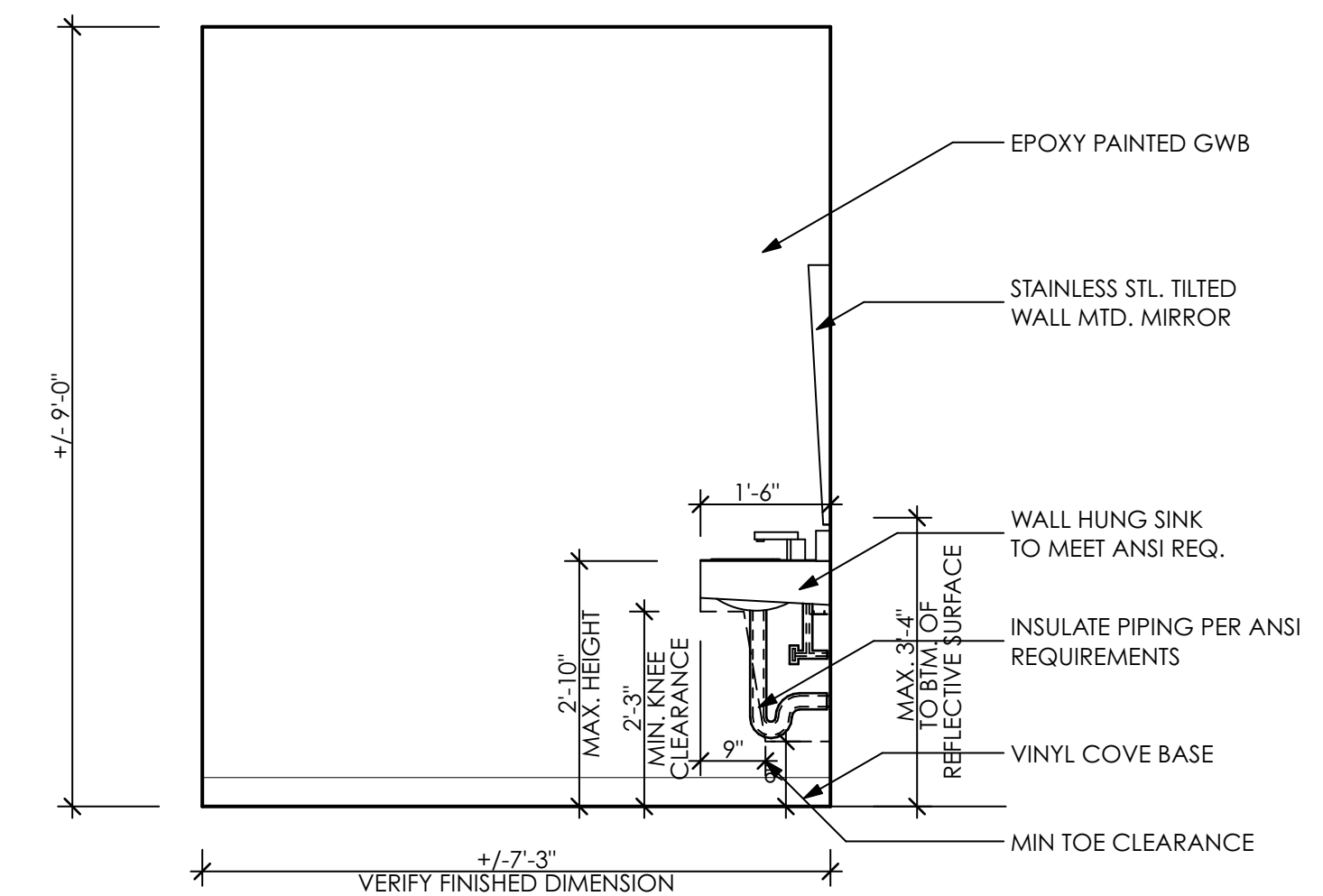
1
A-11 **BATHROOM ELEVATION (TYP.)**
SCALE: 1/2" = 1'-0"



2
A-11 **BATHROOM ELEVATION (TYP.)**
SCALE: 1/2" = 1'-0"



3
A-11 **BATHROOM ELEVATION (TYP.)**
SCALE: 1/2" = 1'-0"



4
A-11 **BATHROOM ELEVATION (TYP.)**
SCALE: 1/2" = 1'-0"

SEAL



SEAL DATE- 7/26/22
REGISTRATION EXPIRES- 1/31/23

The professional services of the architect are undertaken for and are performed in the interest of the client. No contractual obligation is assumed by the architect for the benefit of any other person involved in the project.

The architect who sealed, signed and dated this document has not been employed to furnish construction administration services as defined in 24 Del.C. 303(c)



ARCHITECTURE • PLANNING
INTERIOR DESIGN • GRAPHIC ARTS

1309 VEALE ROAD
SUITE 22
WILMINGTON, DE 19810
302.478.3777

256 EAGLEVIEW BLVD.
SUITE 194
EXTON, PA 19341
610.640.9000

07.27.22
ISSUED FOR PERMIT

PROJECT NAME
105 PATRIOT DRIVE
MIDDLETOWN, DE

New Castle County, DE

MARK	DATE	DESCRIPTION
REVISIONS		

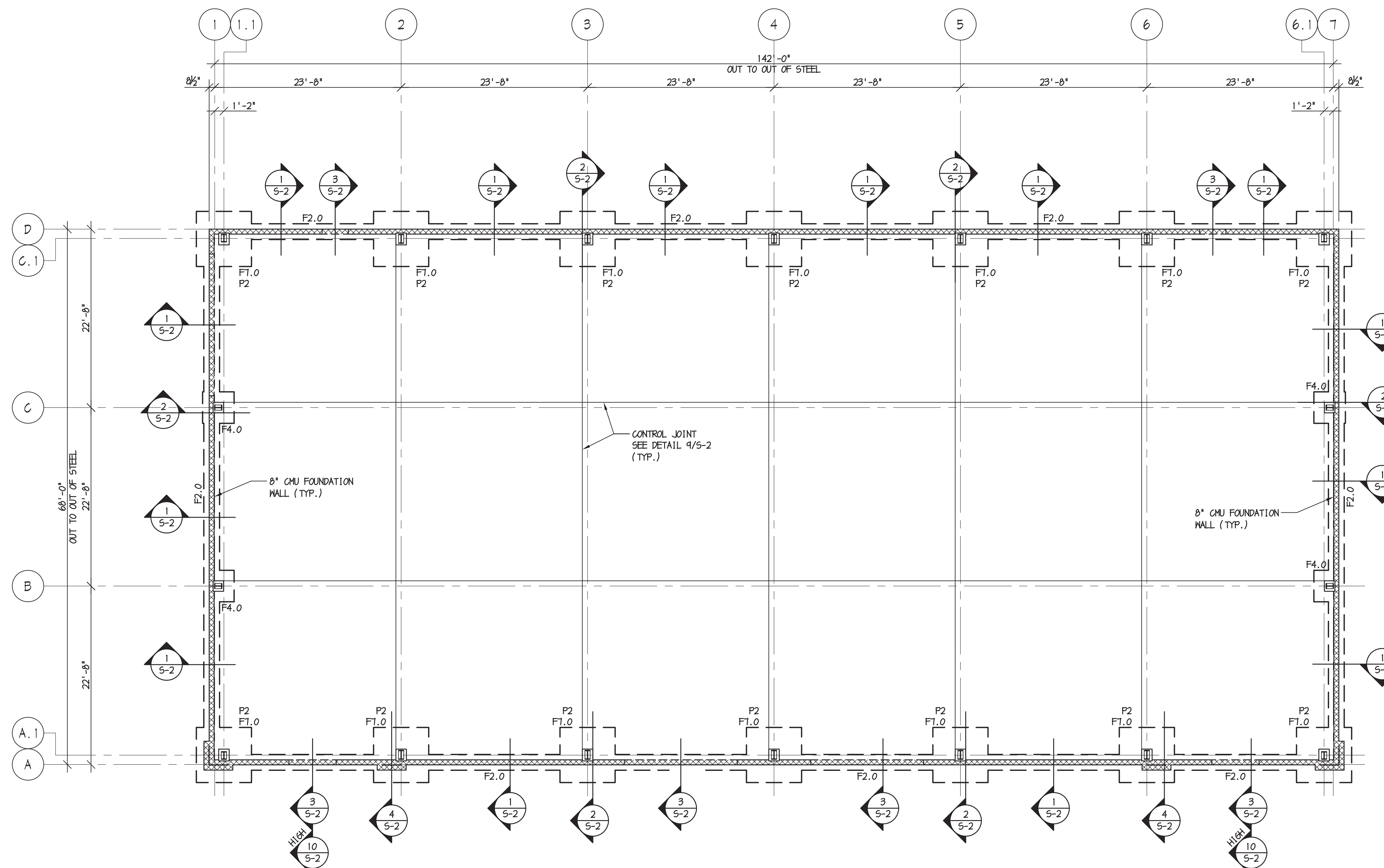
PROJECT NO: 2020-010
DRAWN BY: PBJ/RLR
CHK'D BY: RRD
DATE: 7/26/22
© COPYRIGHT 2020

DRAWING NUMBER

A-11

SHEET 12 OF 12

PLOT DATE 7/26/22



FOOTING SCHEDULE			
MARK	SIZE	THICK.	REINFORCEMENT
F2.0	2'-0" x CONT.	1'-0"	(3) #5 LONGIT. & #4 @ 48" O.C. TRANSV.
F4.0	4'-0" x 4'-0"	1'-0"	(5) #5 EACH WAY BOTTOM
F7.0	7'-0" x 7'-0"	1'-0"	(8) #5 EACH WAY BOTTOM

P1
5-1

FOUNDATION PLAN
1/8" = 1'-0"

- NOTE:**
- TYPICAL FLOOR SLAB: 5" CONCRETE SLAB ON GRADE. PLACE ON 6 MIL POLY VAPOR BARRIER AND 4" CRUSHED STONE. REINFORCE WITH 6x6 M2.1xM2.1 MNF. TOP OF SLAB ELEVATION = 0'-0".
 - BOTTOM OF ALL EXTERIOR FOOTINGS ARE TO BE -3'-0" MINIMUM BELOW FINAL GRADE. STEP FOOTING AS REQUIRED. SEE DETAILS 7 AND 8/5-2.
 - ALL PIERS TO BE 'P1' UNLESS NOTED OTHERWISE. SEE DETAILS 5 AND 6/5-2 FOR PIER SIZES AND REINFORCEMENT.
 - ALL EXTERIOR WALL STUDS TO BE 6" 16 GA. METAL STUDS (10005162-543) AT 16" O.C.
 - REFERENCE ARCHITECTURAL DRAWINGS FOR DIMENSIONS NOT SHOWN.



SEAL DATE: 3/10/20
REGISTRATION EXPIRES: 1/31/22

The professional services of the architect are undertaken for and are performed in the interest of the client.
No contractual obligation is assumed by the architect for the benefit of any other person involved in the project.

The architect who sealed, signed and dated this document has not been employed to furnish construction administration services as defined in 24 Del.C. 303(c)



ARCHITECTURE • PLANNING
INTERIOR DESIGN • GRAPHIC ARTS

1309 VEALE ROAD
SUITE 22
WILMINGTON, DE 19810
302.478.3777

256 EAGLEVIEW BLVD.
SUITE 194
EXTON, PA 19341
610.640.9000

ISSUED FOR PERMIT

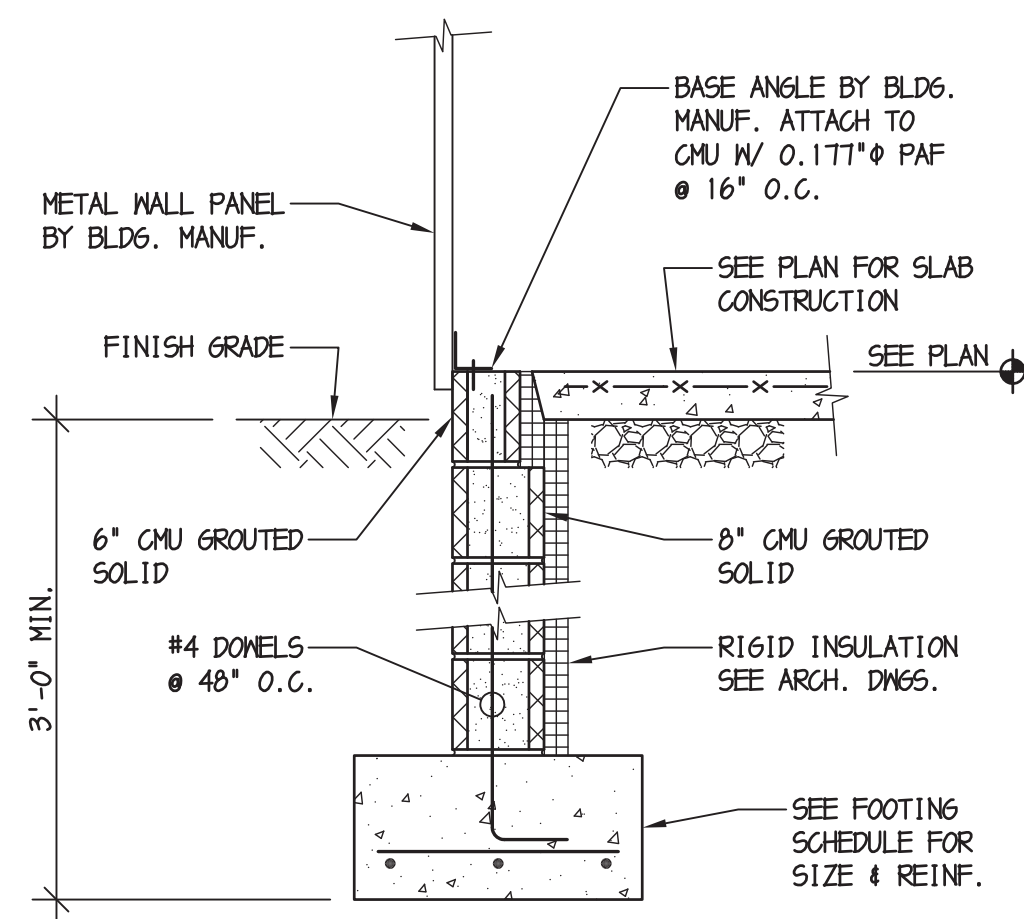
105 PATRIOT DRIVE
MIDDLETOWN, DE

New Castle County, DE

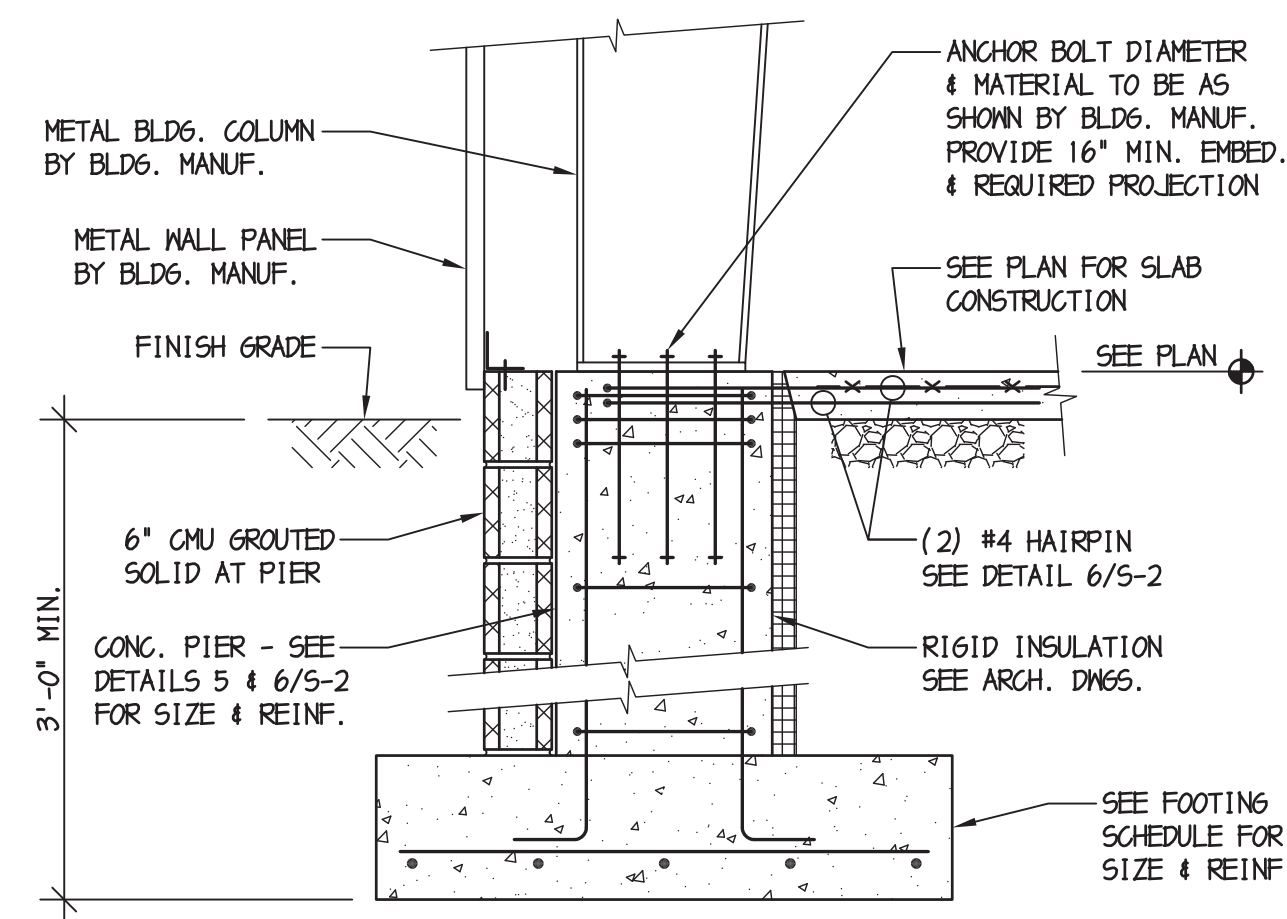
MARK	DATE	DESCRIPTION

PROJECT NO: 2020-010
DRAWN BY: ACB
CHK'D BY: TEW
DATE: 07/27/22
© COPYRIGHT 2020

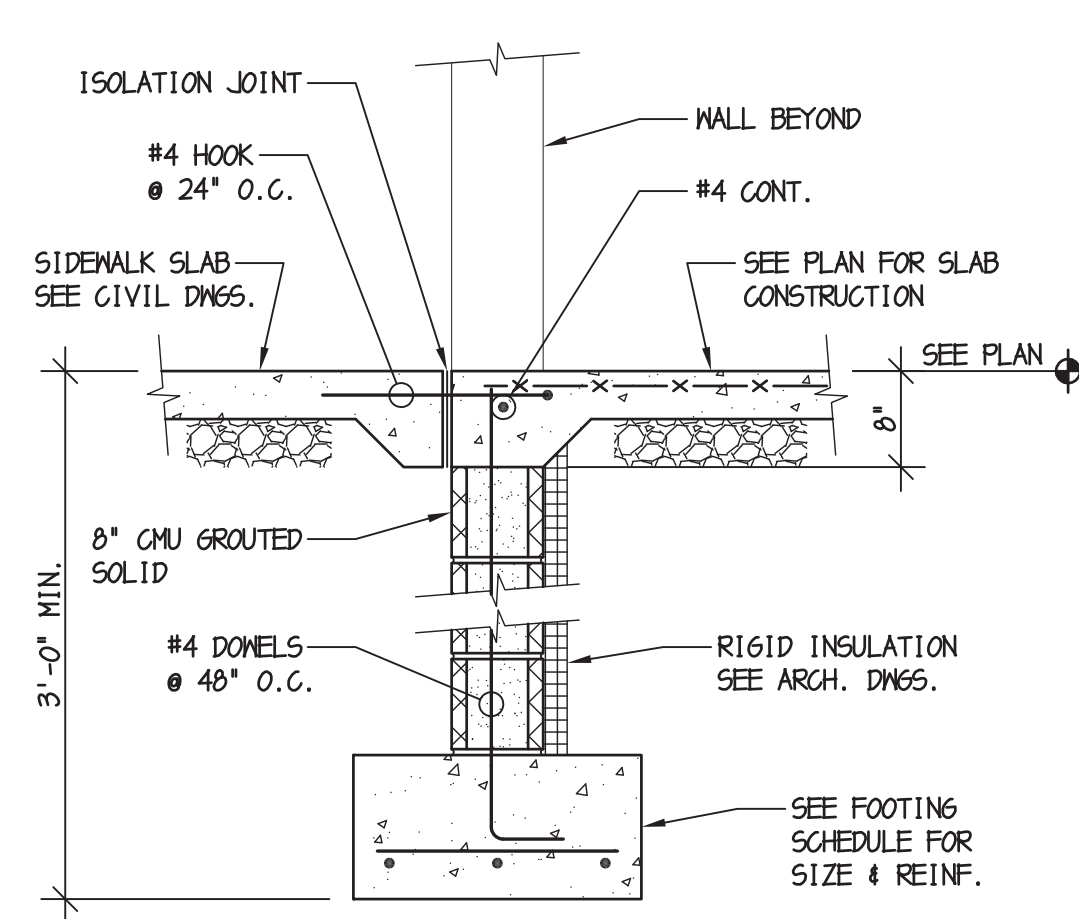
S-1



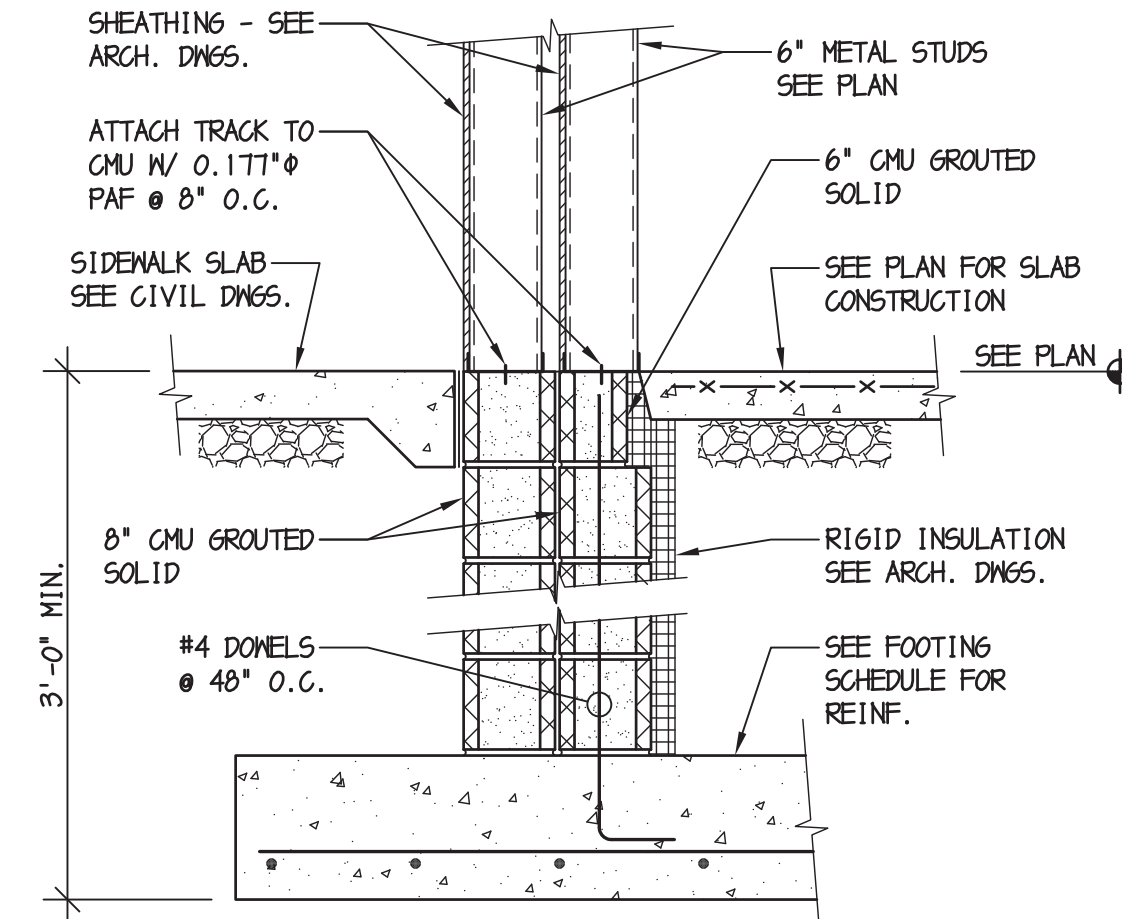
1 SECTION @ FOUNDATION WALL
3/4" = 1'-0"



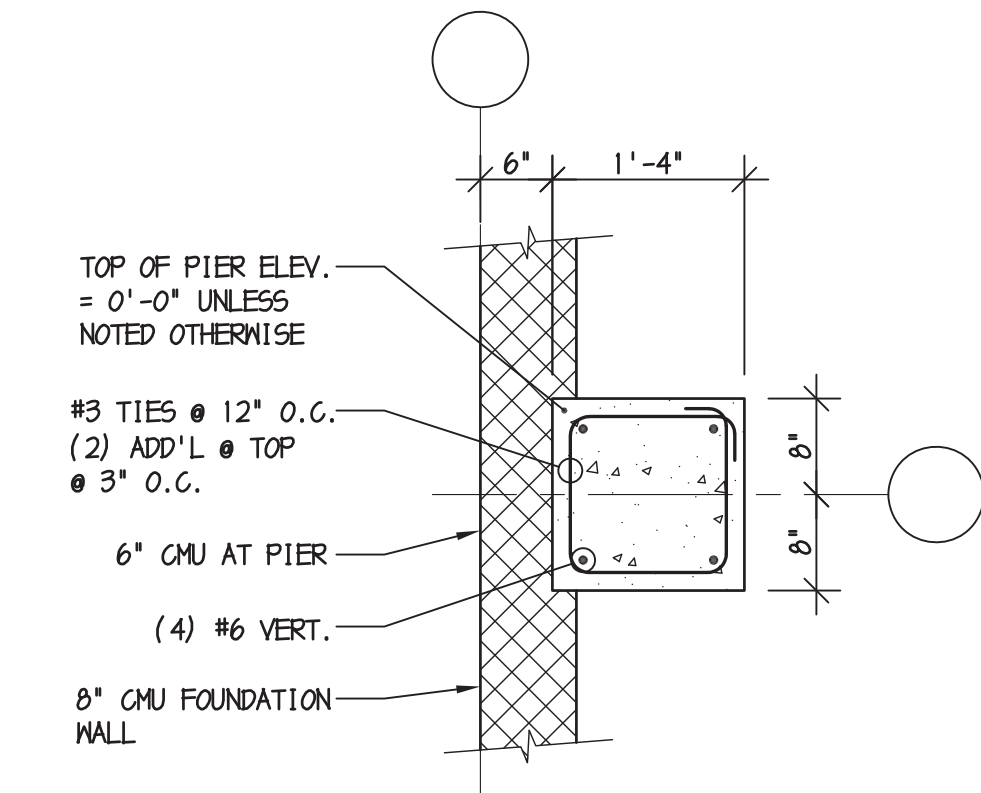
2 SECTION @ EXTERIOR COLUMN
3/4" = 1'-0"



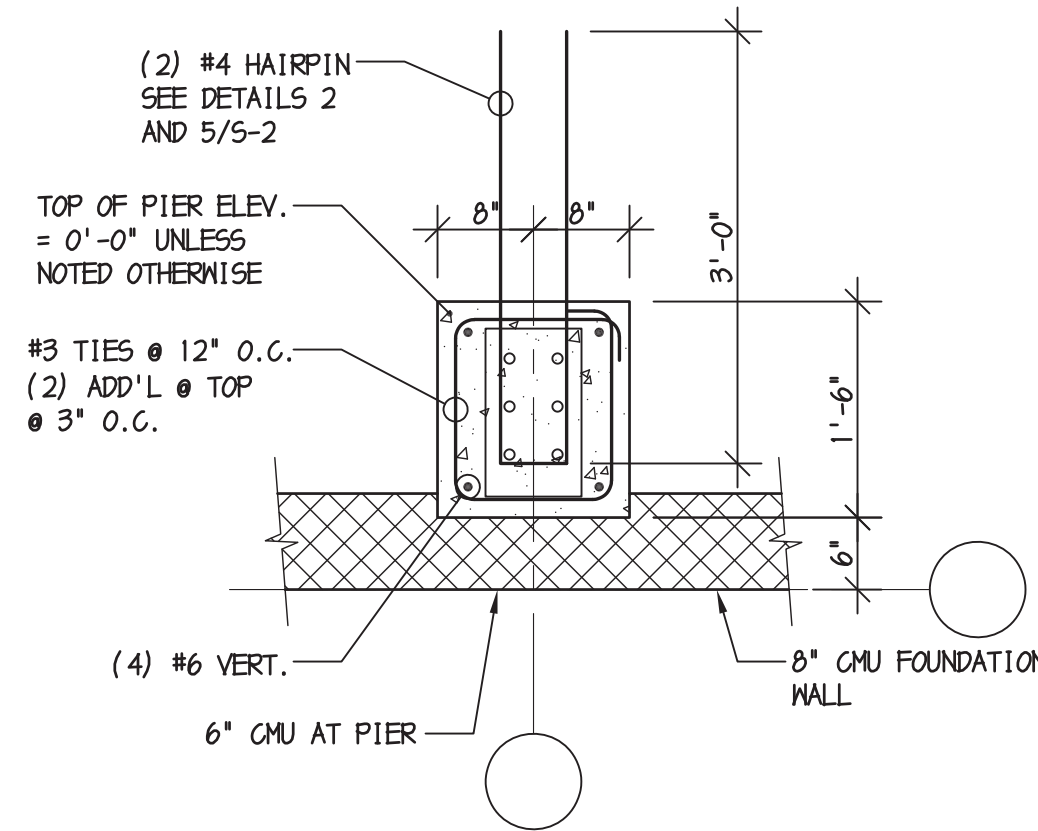
3 SECTION @ DOOR THRESHOLD
3/4" = 1'-0"



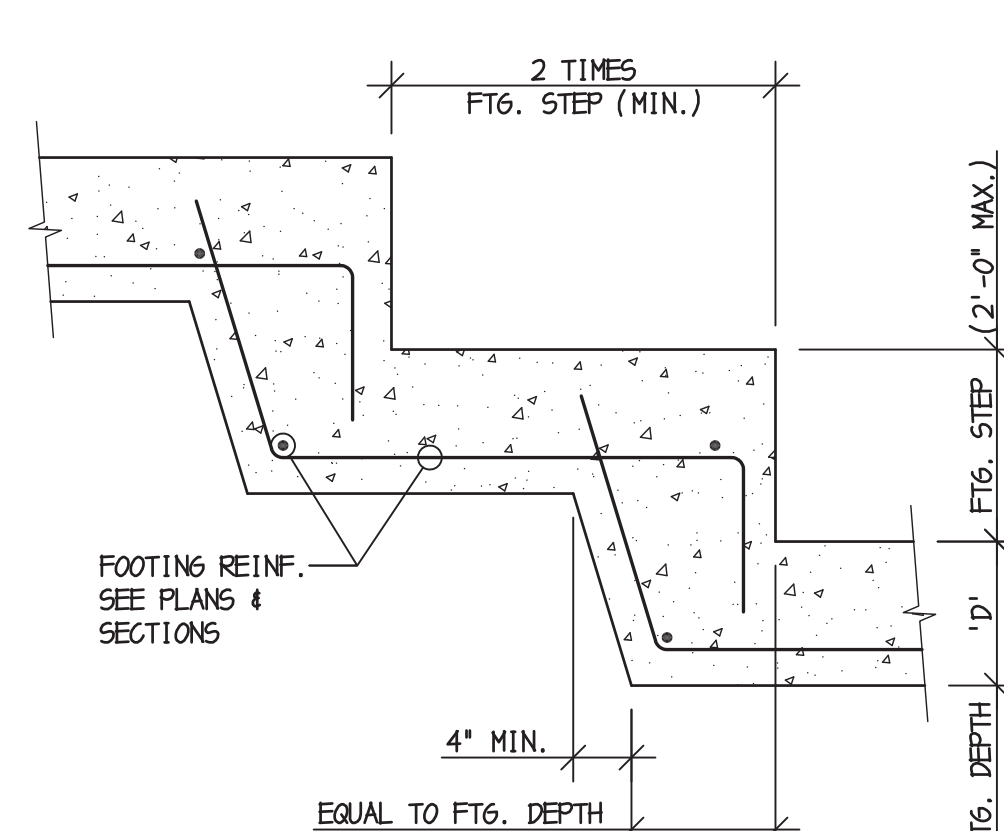
4 SECTION @ FOUNDATION WALL
3/4" = 1'-0"



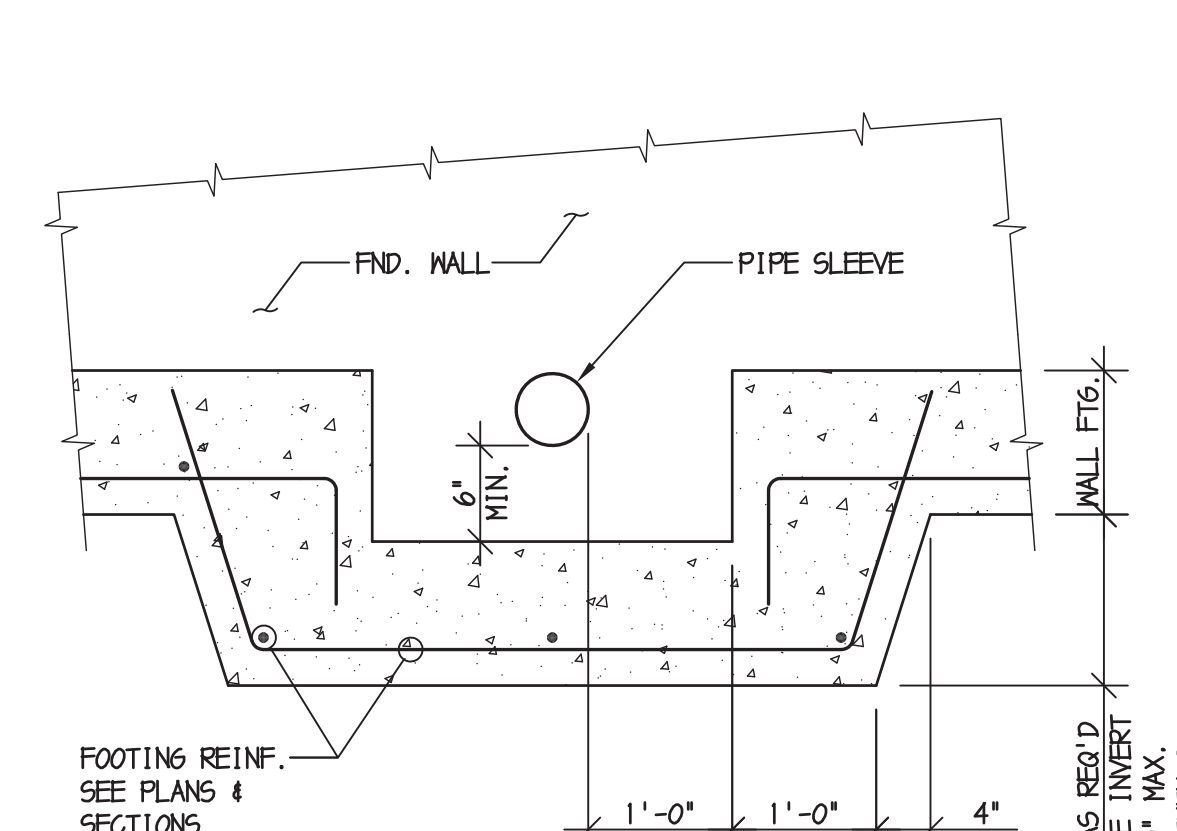
5 16" x 16" CONCRETE PIER 'P1'
3/4" = 1'-0"



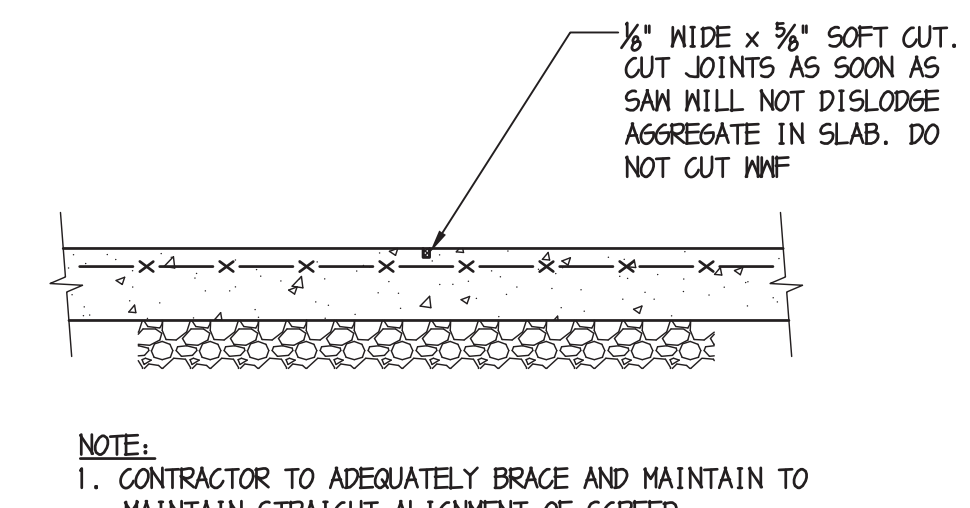
6 16" x 18" CONCRETE PIER 'P2'
3/4" = 1'-0"



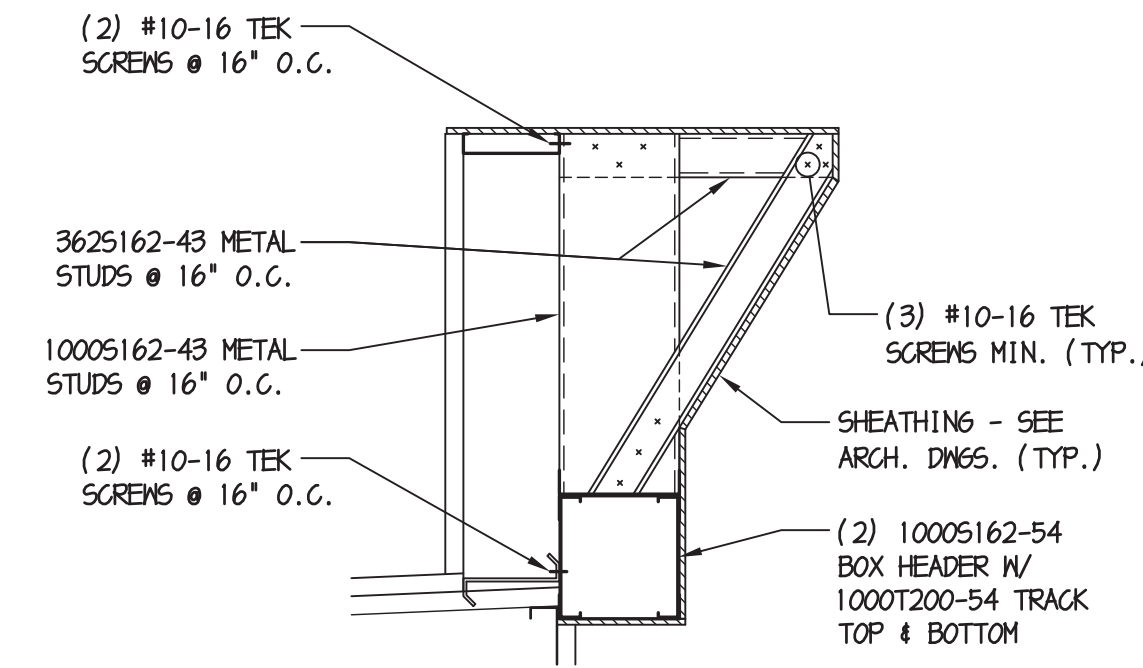
7 FOOTING STEP DETAIL
3/4" = 1'-0"



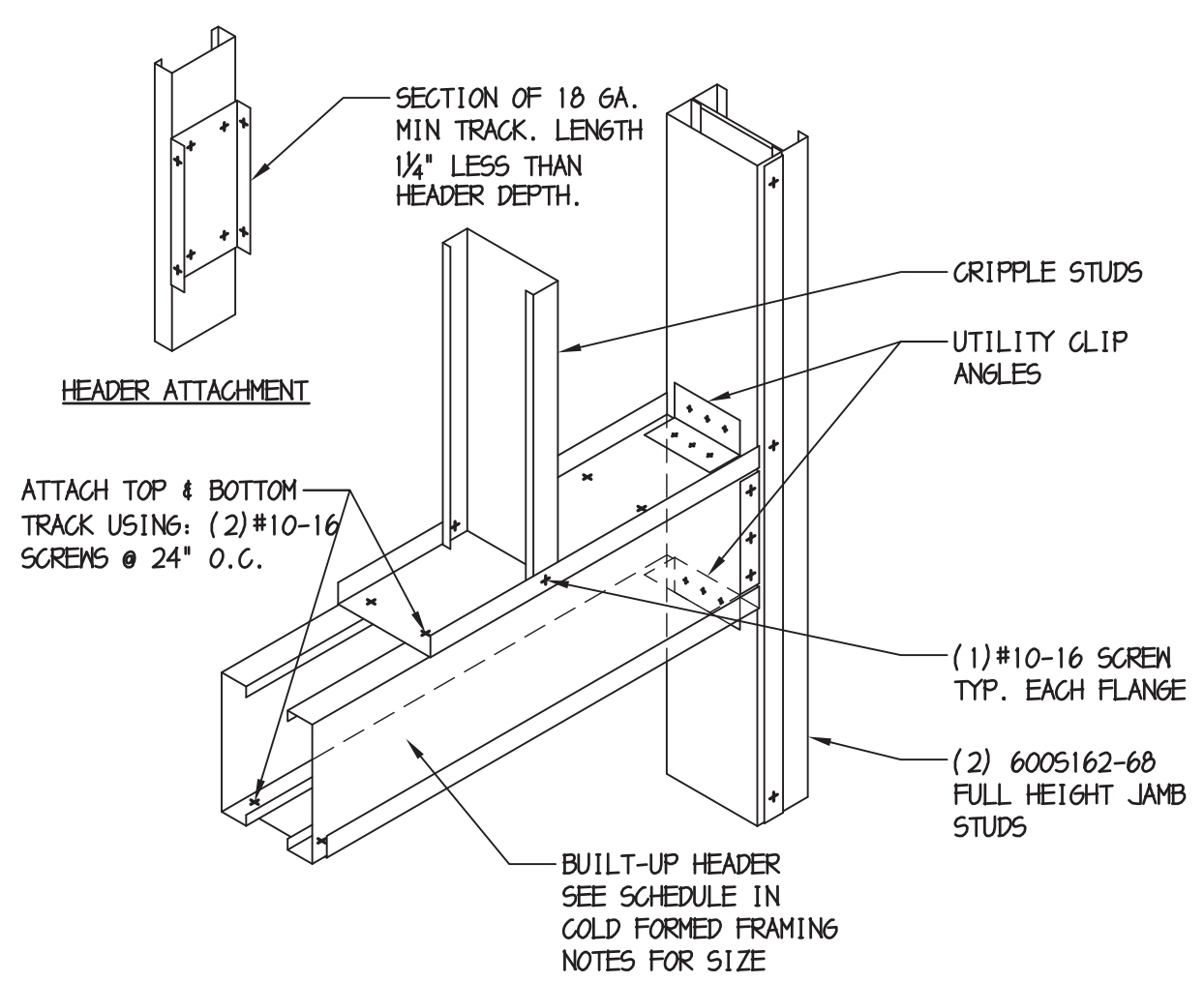
8 STEP FOOTING @ PIPE CROSSING
3/4" = 1'-0"



9 CONCRETE SLAB CONTROL JOINT
3/4" = 1'-0"



10 SECTION @ HEADER/PARAPET
3/4" = 1'-0"



11 TYP. BOX HEADER OPENING UP TO 8 FEET
NOT TO SCALE

NOTE: FASTEN BUILT-UP MEMBERS TOGETHER AT 12" O.C. MAX.

SEAL DATE: 3/10/20
REGISTRATION EXPIRES: 1/31/22
The professional services of the architect are undertaken for and are performed in the interest of the client.
No contractual obligation is assumed by the architect for the benefit of any other person involved in the project.
The architect who sealed, signed and dated this document has not been employed to furnish construction administration services as defined in 24 Del.C. 303(c)



ARCHITECTURE • PLANNING
INTERIOR DESIGN • GRAPHIC ARTS

1309 VEALE ROAD
SUITE 22
WILMINGTON, DE 19810
302.478.3777

256 EAGLEVIEW BLVD.
SUITE 194
EXTON, PA 19341
610.640.9000


ISSUED FOR PERMIT

105 PATRIOT DRIVE
MIDDLETOWN, DE

New Castle County, DE

MARK	DATE	DESCRIPTION

PROJECT NO: 2020-010
DRAWN BY: ACB
CHK'D BY: TEW
DATE: 07/27/22
© COPYRIGHT 2020



S-2