



FOR **LEASE** INDUSTRIAL
PROPERTY




803 HL Thompson Junior Drive
Ashley, IN 46705

38,308 Available In 101,336 SF Premier Manufacturing Building

About The Property

- Ideal for light manufacturing & electronics
- Fully Air Conditioned
- 4 dock doors
- Ceiling height 15.4' & 18.5'
- 3,200 amp 3 phase power with backup generator
- I-69 visibility and accessibility
- Lease Rate: \$6.95/SF/YR., NNN

Virtual Tour



the
Zacher
company

STEVE ZACHER
SIOR, CCIM, Managing Broker
szacher@zacherco.com
260.422.8474

JOY NEUENSCHWANDER
SIOR, Broker
joyn@zacherco.com
260.422.8474

444 E. MAIN STREET, SUITE 203, FORT WAYNE, IN 46802 • WWW.ZACHERCO.COM

The information contained herein was obtained from sources we consider to be reliable. We cannot be responsible, however, for errors, omissions, prior sale, withdrawal from the market or change in price. We make no representation as to the environmental or structural condition of the property and recommend independent investigation by all parties.

PROPERTY INFORMATION

38,308 AVAILABLE IN 101,336 SF PREMIER MANUFACTURING BUILDING

BUILDING SIZE/LOCATION/ZONING

Total Building Area	101,336 SF
Total Available	38,308 SF
Street Address	803 HL Thompson Junior Drive
City, State, Zip	Ashley, IN 46705
Site Acreage	15.44 Acres
Zoning	I1/Industrial

BUILDING DATA

Year Built/Expanded	1998/2013
Ceiling Height	15.4' - 18.5'
Dimensions	300' x 156'
Bay Spacing	30' x 75'
Sprinklers	Fully sprinkled
Electrical	3,200 Amp 3 Phase
Generator	3,000 kw diesel
Compressed Air W/Dryer	Fully piped: 100 HP & 50 HP
Lighting	Fluorescent
Air Conditioning	Fully air conditioned

LOADING FACILITIES/TRANSPORTATION

Dock Doors	4
Parking spaces	200
Distance to Interstate	Adjacent to I-69

UTILITY SUPPLIERS

Electric & Natural Gas	NIPSCO
Water & Sewer	Town of Ashley

PRICE/AVAILABILITY

Lease Rate	\$6.95 SF/yr (NNN)
Availability	Immediately

PROPERTY TAXES

Parcel Number	17-02-05-126-007.000-019
Assessment: Land	\$362,200
Improvements	\$1,690,600
Total Assessment	\$2,052,800
Annual Taxes	\$86,512 (\$.85psf)
Tax Year	2024 Payable 2025

FINANCIAL RESPONSIBILITIES

Property Taxes*	Tenant
Property Insurance*	Tenant
Common Area Maintenance*	Tenant
Non Structural Maintenance	Tenant
Roof & Structure	Landlord
*Estimated at \$1.14 psf	

AMENITIES

Employee lockers
Fitness room with showers

MISC.

The building is expandable in all directions as well as up to 65 additional acres on adjacent property. Extensive buss duct & air line distribution. IT room has Halon Fire Suppression system. Racking and furniture are negotiable.



STEVE ZACHER
SIOR, CCIM, Managing Broker
szacher@zacherco.com
260.422.8474

JOY NEUENSCHWANDER
SIOR, Broker
joyn@zacherco.com
260.422.8474



The information contained herein was obtained from sources we consider to be reliable. We cannot be responsible, however, for errors, omissions, prior sale, withdrawal from the market or change in price. We make no representation as to the environmental or structural condition of the property and recommend independent investigation by all parties.

ADDITIONAL PHOTOS

38,308 AVAILABLE IN 101,336 SF PREMIER MANUFACTURING BUILDING



STEVE ZACHER
SIOR, CCIM, Managing Broker
szacher@zacherco.com
260.422.8474


JOY NEUENSCHWANDER
SIOR, Broker
joyn@zacherco.com
260.422.8474



The information contained herein was obtained from sources we consider to be reliable. We cannot be responsible, however, for errors, omissions, prior sale, withdrawal from the market or change in price. We make no representation as to the environmental or structural condition of the property and recommend independent investigation by all parties.

ADDITIONAL PHOTOS

38,308 AVAILABLE IN 101,336 SF PREMIER MANUFACTURING BUILDING



STEVE ZACHER
SIOR, CCIM, Managing Broker
szacher@zacherco.com
260.422.8474

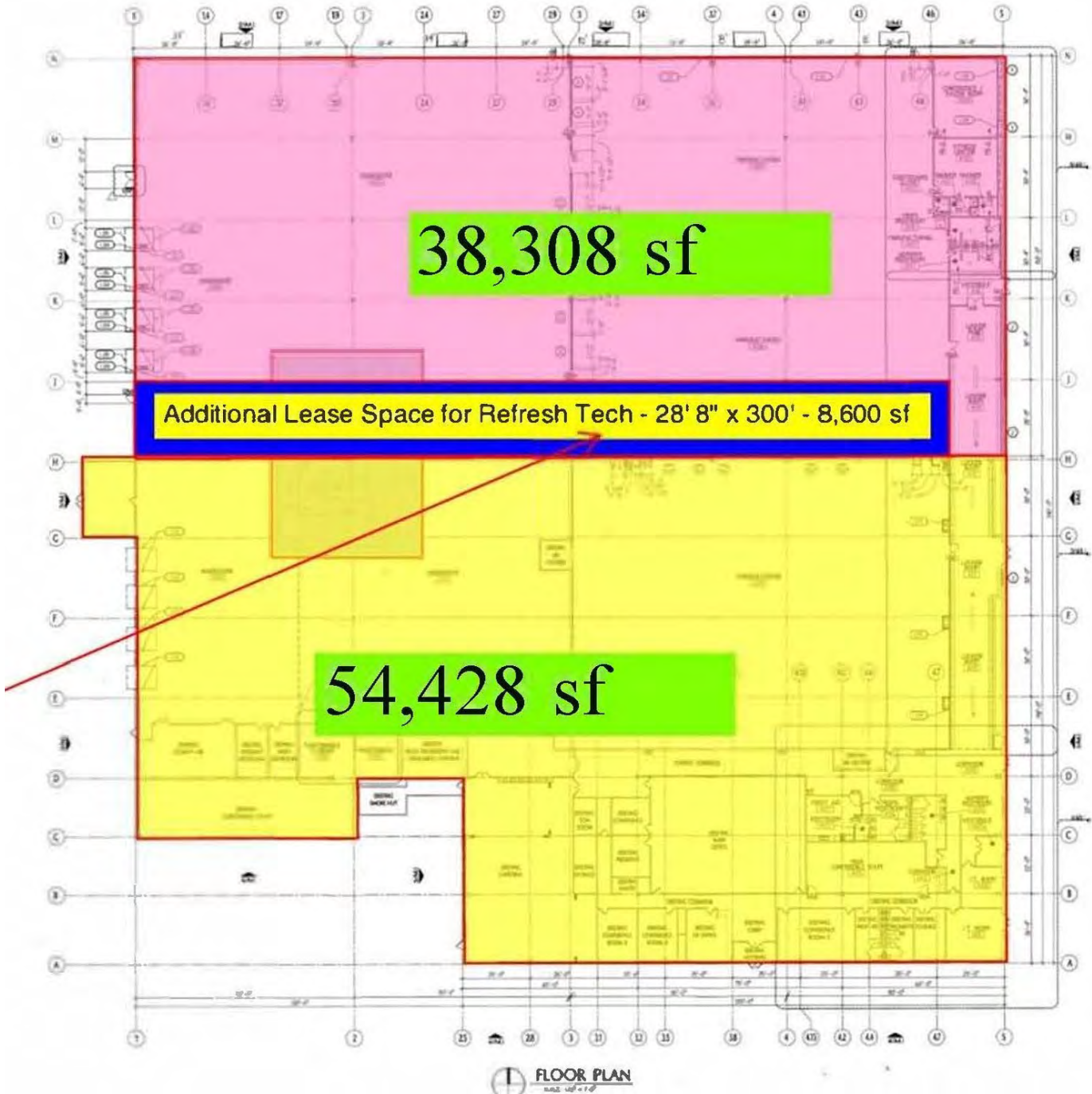
JOY NEUENSCHWANDER
SIOR, Broker
joyn@zacherco.com
260.422.8474



The information contained herein was obtained from sources we consider to be reliable. We cannot be responsible, however, for errors, omissions, prior sale, withdrawal from the market or change in price. We make no representation as to the environmental or structural condition of the property and recommend independent investigation by all parties.

FLOOR PLAN

38,308 AVAILABLE IN 101,336 SF PREMIER MANUFACTURING BUILDING



STEVE ZACHER
SIOR, CCIM, Managing Broker
szacher@zacherco.com
260.422.8474

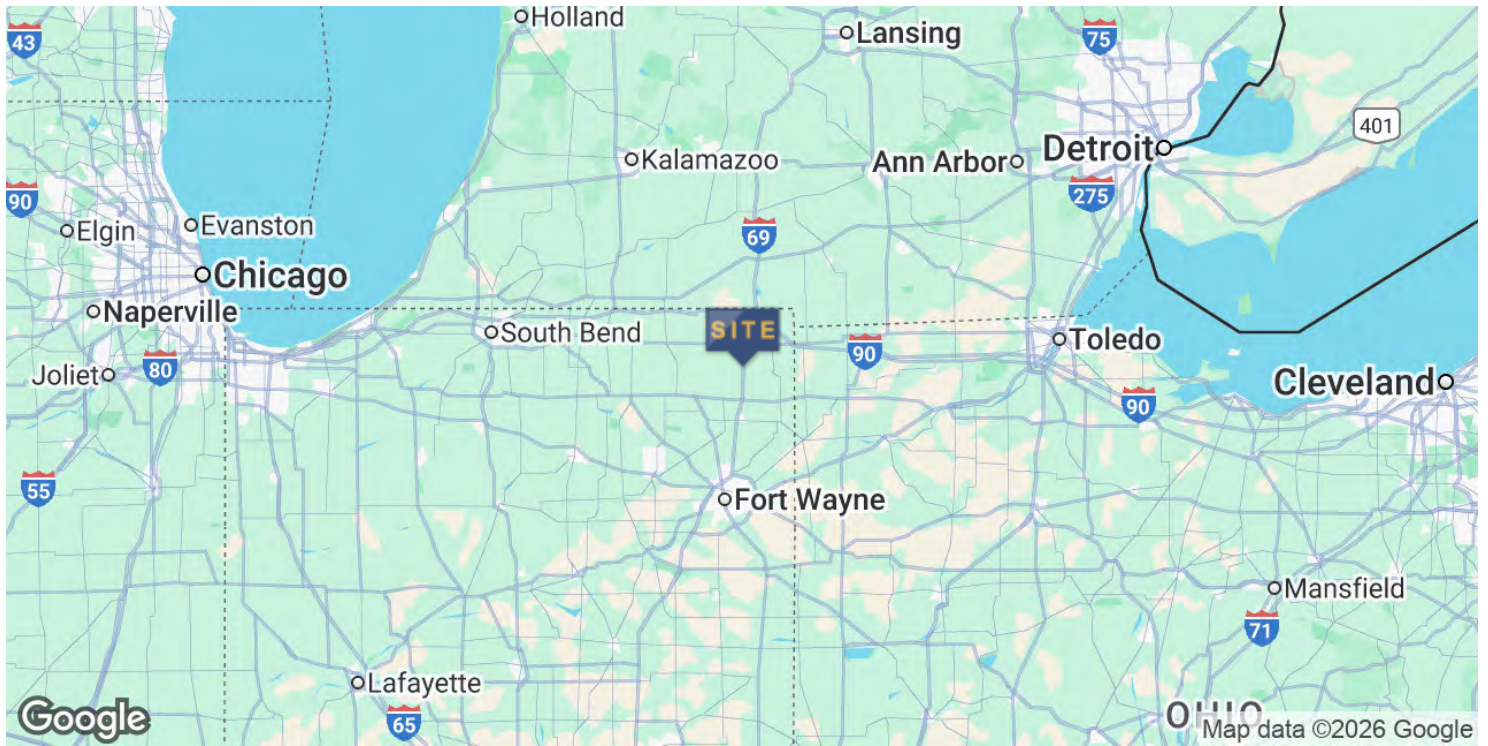
JOY NEUENSCHWANDER
SIOR, Broker
joyn@zacherco.com
260.422.8474



The information contained herein was obtained from sources we consider to be reliable. We cannot be responsible, however, for errors, omissions, prior sale, withdrawal from the market or change in price. We make no representation as to the environmental or structural condition of the property and recommend independent investigation by all parties.

LOCATION MAP

38,308 AVAILABLE IN 101,336 SF PREMIER MANUFACTURING BUILDING



STEVE ZACHER
SIOR, CCIM, Managing Broker
szacher@zacherco.com
260.422.8474

JOY NEUENSCHWANDER
SIOR, Broker
joyn@zacherco.com
260.422.8474



The information contained herein was obtained from sources we consider to be reliable. We cannot be responsible, however, for errors, omissions, prior sale, withdrawal from the market or change in price. We make no representation as to the environmental or structural condition of the property and recommend independent investigation by all parties.

DRIVING DISTANCE MAP

38,308 AVAILABLE IN 101,336 SF PREMIER MANUFACTURING BUILDING



DISTANCE FROM ASHLEY, INDIANA, TO MAJOR CITIES

Fort Wayne	33 miles	Indianapolis	156 miles
Toledo	92 miles	Chicago	176 miles
Grand Rapids	142 miles	Columbus	187 miles
Detroit	153 miles	Cincinnati	211 miles



STEVE ZACHER
 SIOR, CCIM, Managing Broker
 szacher@zacherco.com
 260.422.8474

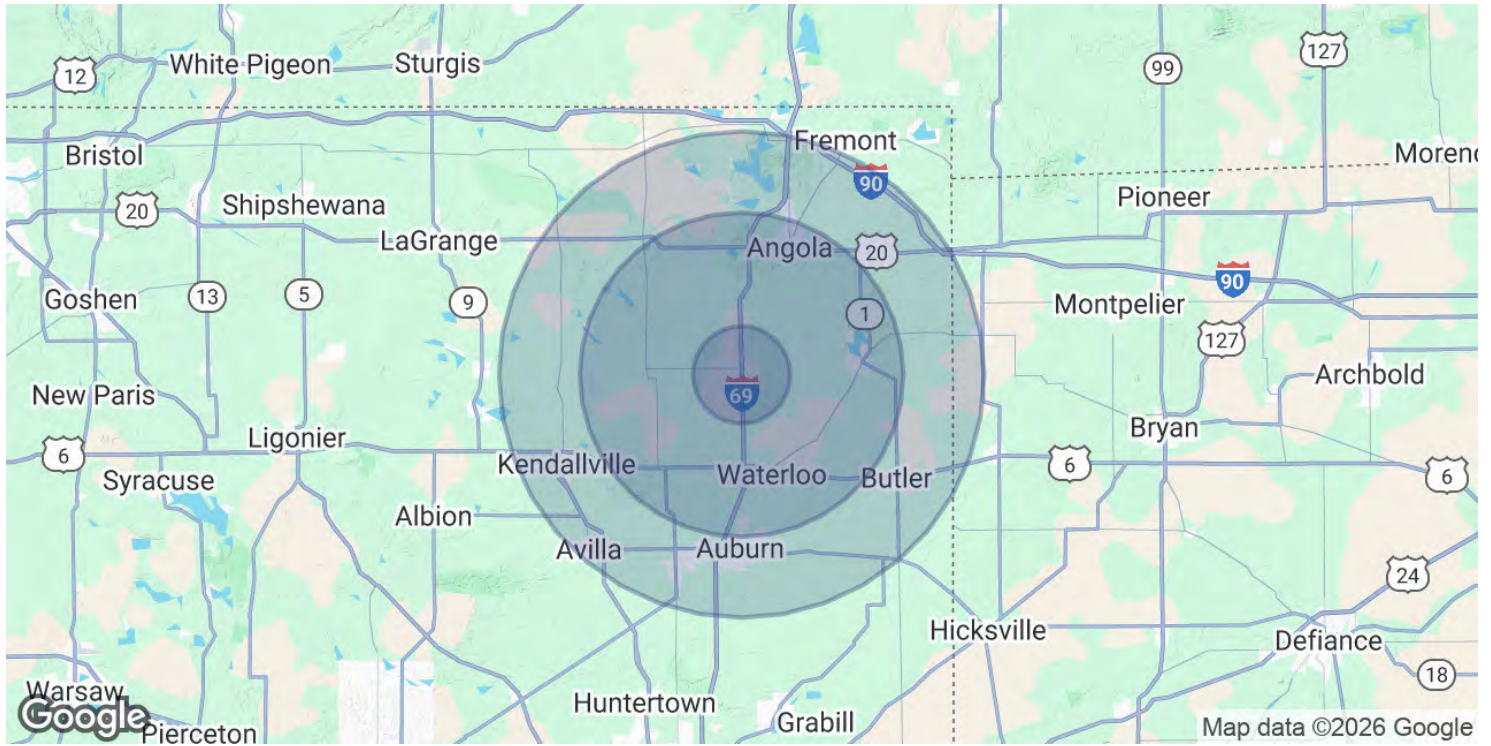
JOY NEUENSCHWANDER
 SIOR, Broker
 joyn@zacherco.com
 260.422.8474



The information contained herein was obtained from sources we consider to be reliable. We cannot be responsible, however, for errors, omissions, prior sale, withdrawal from the market or change in price. We make no representation as to the environmental or structural condition of the property and recommend independent investigation by all parties.

DEMOGRAPHICS MAP & REPORT

38,308 AVAILABLE IN 101,336 SF PREMIER MANUFACTURING BUILDING



POPULATION	3 MILES	10 MILES	15 MILES
Total Population	2,518	21,691	92,989
Average Age	39	41	41
Average Age (Male)	38	41	40
Average Age (Female)	39	42	42

HOUSEHOLDS & INCOME	3 MILES	10 MILES	15 MILES
Total Households	936	8,410	37,166
# of Persons per HH	2.7	2.6	2.5
Average HH Income	\$86,676	\$93,249	\$88,782
Average House Value	\$182,789	\$245,289	\$230,699

Demographics data derived from AlphaMap



STEVE ZACHER
 SIOR, CCIM, Managing Broker
 szacher@zacherco.com
 260.422.8474

JOY NEUENSCHWANDER
 SIOR, Broker
 joyn@zacherco.com
 260.422.8474



The information contained herein was obtained from sources we consider to be reliable. We cannot be responsible, however, for errors, omissions, prior sale, withdrawal from the market or change in price. We make no representation as to the environmental or structural condition of the property and recommend independent investigation by all parties.