



Airport Corporate Center


6702-6710 Benjamin Road | Tampa, FL

Property Features

- Ample Parking
- Flexible Floor Plans
- High-Visibility Location
- Building Signage Available
- Dock-High & Drive-In Doors
- Professionally Managed by ARDEN

Property Description

This exceptional flex industrial park offers modern and flexible spaces designed to elevate the work experience. This property features customizable floor plans, beautiful landscaping, and ample parking, creating a serene and professional setting. With meticulously maintained grounds and professional management services, this property sets the stage for success. Elevate your business operations in a truly distinguished setting.



BUILDINGS	6 Buildings
ACRES	9.33
PARKING	4/1,000
ZONING	SPI-AP-5

For more information:

Kelli Hatton

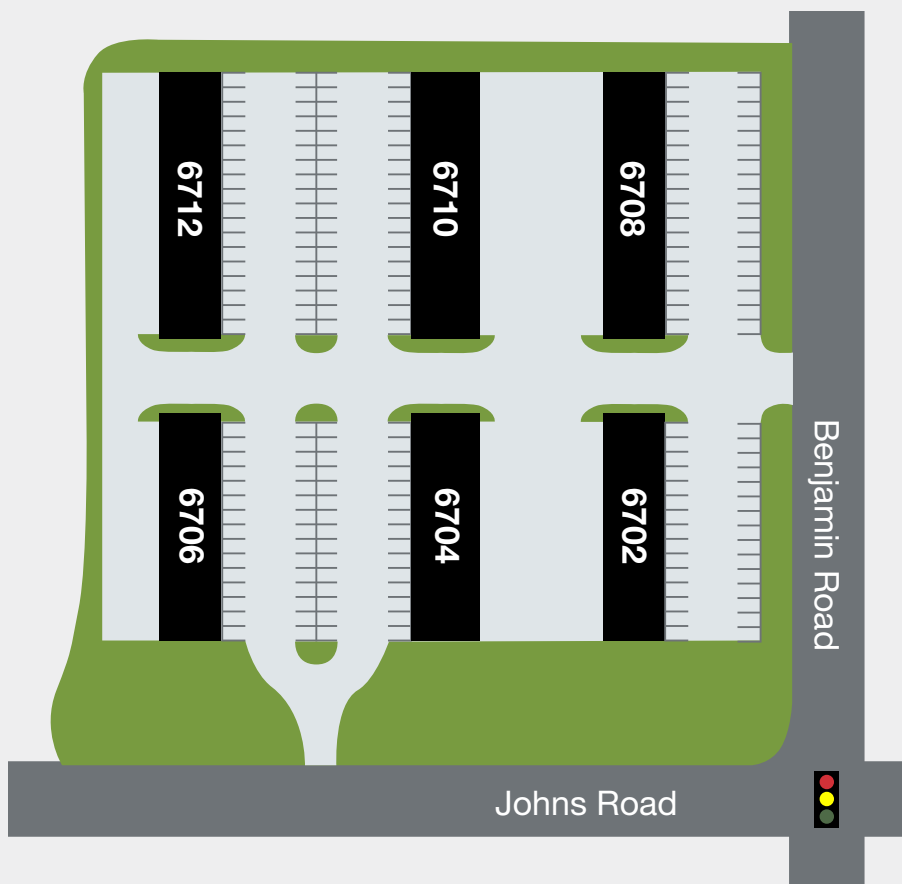
+1 813 454 1619 • khatton@naiburnsscalo.com

Coy Lowrey

+1 813 215 8168 • clowrey@naiburnsscalo.com

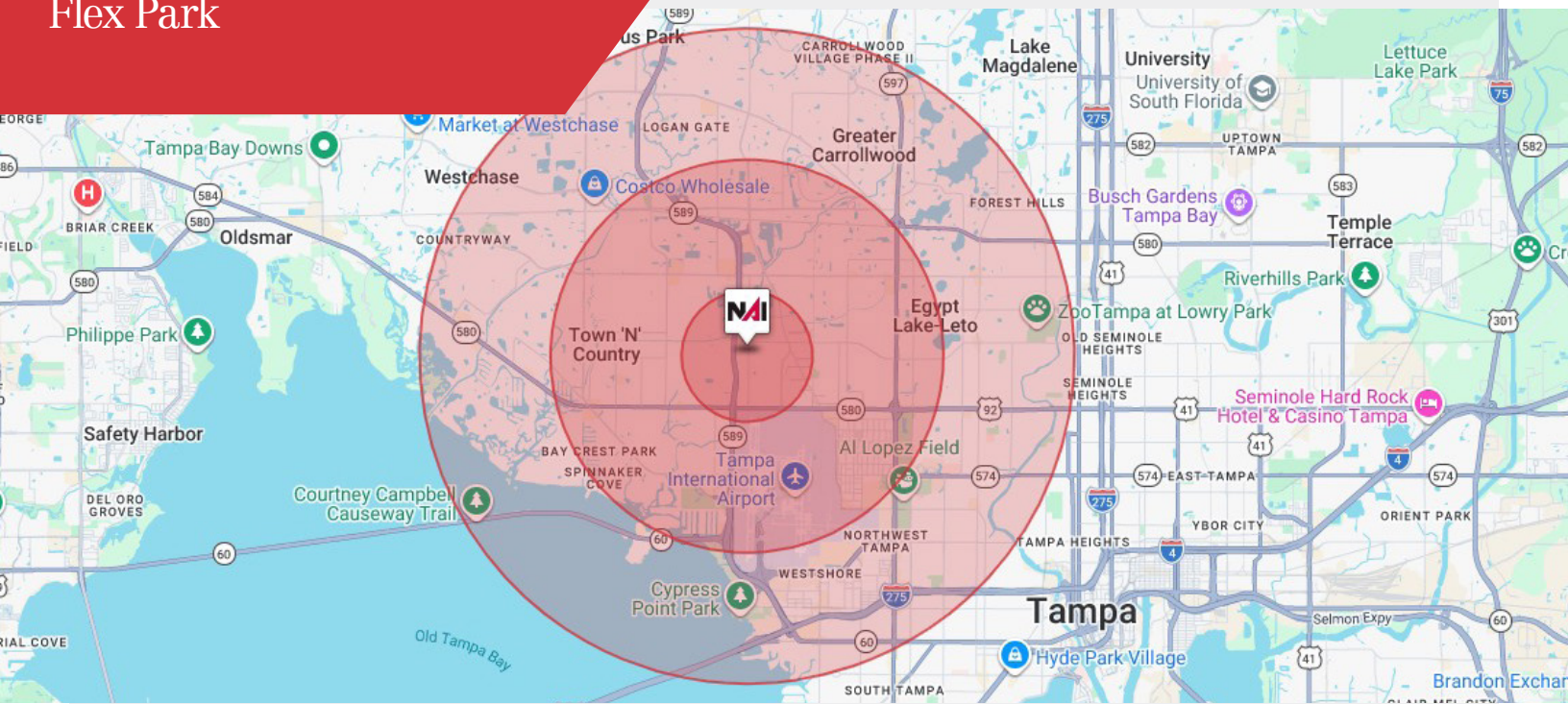
For Lease

Flex Park



For Lease

Flex Park



Driving Distance to Key Locations from Property

HILLSBOROUGH AVENUE	0.9 miles
VETERANS EXPRESSWAY	1.3 miles
MEMORIAL HIGHWAY	2.2 miles
DALE MABRY HIGHWAY	2.6 miles
TAMPA INTERNATIONAL AIRPORT	4.6 miles
COURTNEY CAMPBELL BRIDGE	4.7 miles
INTERNATIONAL PLAZA	5.5 miles
HOWARD FRANKLIN BRIDGE / I-275	5.7 miles
ST.PETE-CLEARWATER AIRPORT	16.8 miles

Area Demographics (1, 3, 5 miles)

TOTAL HOUSEHOLDS	1,626	36,604	100,683
TOTAL POPULATION	5,114	96,442	252,071
AVERAGE AGE	41.8	41	40.6
AVERAGE HOUSEHOLD INCOME	\$83,041	\$82,192	\$96,488

Location Advantages

Discover the thriving industrial landscape of Tampa, FL, in close proximity to the property. Nestled in a prime location, the area offers convenience to major transportation hubs, including Tampa International Airport and the Port of Tampa Bay. Nearby, tenants can find essential resources such as a range of industrial suppliers, manufacturing facilities, and distribution centers. Employees working in the area can enjoy a variety of dining options at International Plaza, as well as recreational activities at nearby parks and nature reserves. With its strategic position in the heart of Tampa, the area provides a vibrant and dynamic environment for industrial and manufacturing businesses to thrive.

5201 West Kennedy Blvd, Suite 925
Tampa, FL
+1 813 815 8360
NAIBurnsScalo.com

For Lease

Flex Park



For more information:

Kelli Hatton

+1 813 454 1619

khatton@naiburnsscalo.com

Coy Lowrey

+1 813 215 8168

clowrey@naiburnsscalo.com

5201 West Kennedy Blvd

Suite 925

Tampa, FL

+1 813 815 8360

NAIBurnsScalo.com

NAIBurns Scalo

SW Florida