



zuri

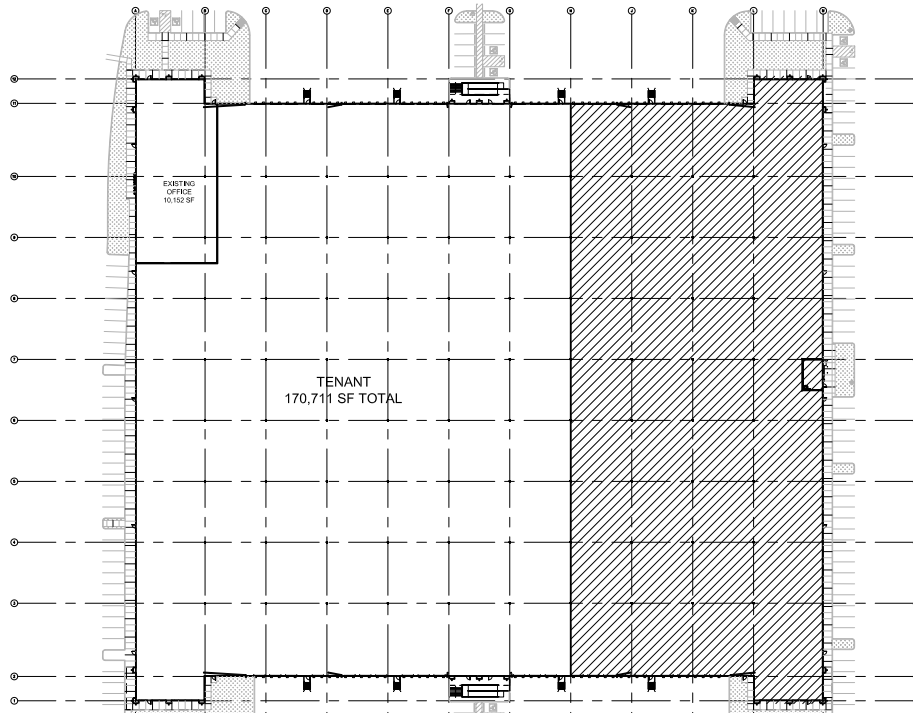
edEx
Ground



170,711 SF DISTRIBUTION CENTER SPACE AVAILABLE
601 TITTLE ROAD | LEWISVILLE, TEXAS | 75056

BILLINGSLEY
COMPANY

FLOOR PLAN



SQUARE FOOTAGE

OFFICE	10,152 SF
WAREHOUSE	160,559 SF
TOTAL AVAILABLE	170,711 SF

BUILDING FACTS

- 32' Clear Height, 48" Dock Height
- 50' x 50' Bays, (50' x 60' at Staging Bay)
- Building Depth 510'
- 14 - 9' x 10' Dock Doors
- 4x8 Skylights
- ESFR Sprinklers
- Ample Parking & Professionally Landscaped
- Easy Access to SH 121 and DNT via Plano Pkwy and Parker Road

CONTACT

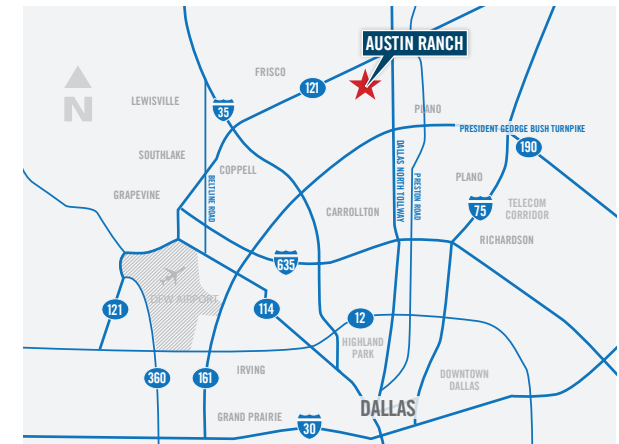
George Billingsley
214.270.1001
gbillingsley@billingsleyco.com


BILLINGSLEY COMPANY | 1722 ROUTH STREET | SUITE 770
DALLAS, TEXAS 75201 | BILLINGSLEYCO.COM
© BILLINGSLEY COMPANY 2026. ALL RIGHTS RESERVED.

AREA



LOCATION





CONTACT: GEORGE BILLINGSLEY 214.270.1001
GBILLINGSLEY@BILLINGSLEYCO.COM

BILLINGSLEY COMPANY | 1722 ROUTH STREET | SUITE 770 | DALLAS, TEXAS 75201 | BILLINGSLEYCO.COM
© BILLINGSLEY COMPANY 2026. ALL RIGHTS RESERVED.

We Create Life-Enhancing Communities **B**

BILLINGSLEY
COMPANY