

OFFERING MEMORANDUM

OAKSIDE PLAZA



2129 - 2171 US 41, SCHERERVILLE, IN 46375
(CHICAGO, IL MSA)

Marcus & Millichap
THE YODER-HARMAN GROUP

DAMIEN YODER
Managing Director, Investments
Tel: (812) 320-8483
Damien.Yoder@marcusmillichap.com

MADISON HARMAN
Managing Director, Investments
Tel: (260) 494-7213
Madison.Harman@marcusmillichap.com

CONFIDENTIALITY AND DISCLAIMER

The information contained in the following Marketing Brochure is proprietary and strictly confidential. It is intended to be reviewed only by the party receiving it from Marcus & Millichap and should not be made available to any other person or entity without the written consent of Marcus & Millichap. This Marketing Brochure has been prepared to provide summary, unverified information to prospective purchasers, and to establish only a preliminary level of interest in the subject property. The information contained herein is not a substitute for a thorough due diligence investigation. Marcus & Millichap has not made any investigation, and makes no warranty or representation, with respect to the income or expenses for the subject property, the future projected financial performance of the property, the size and square footage of the property and improvements, the presence or absence of contaminating substances, PCB's or asbestos, the compliance with State and Federal regulations, the physical condition of the improvements thereon, or the financial condition or business prospects of any tenant, or any tenant's plans or intentions to continue its occupancy of the subject property. The information contained in this Marketing Brochure has been obtained from sources we believe to be reliable; however, Marcus & Millichap has not verified, and will not verify, any of the information contained herein, nor has Marcus & Millichap conducted any investigation regarding these matters and makes no warranty or representation whatsoever regarding the accuracy or completeness of the information provided. All potential buyers must take appropriate measures to verify all of the information set forth herein.

NON-ENDORSEMENT NOTICE

Marcus & Millichap Real Estate Investment Services, Inc. ("M&M") is not affiliated with, sponsored by, or endorsed by any commercial tenant or lessee identified in this marketing package. The presence of any corporation's logo or name is not intended to indicate or imply affiliation with, or sponsorship or endorsement by, said corporation of M&M, its affiliates or subsidiaries, or any agent, product, service, or commercial listing of M&M, and is solely included for the purpose of providing tenant lessee information about this listing to prospective customers.

Marcus & Millichap is not affiliated with, sponsored by, or endorsed by any commercial tenant or lessee identified in this marketing package. The presence of any corporation's logo or name is not intended to indicate or imply affiliation with, or sponsorship or endorsement by, said corporation of Marcus & Millichap, its affiliates or subsidiaries, or any agent, product, service, or commercial listing of Marcus & Millichap, and is solely included for the purpose of providing tenant lessee information about this listing to prospective customers.

ALL PROPERTY SHOWINGS ARE BY APPOINTMENT ONLY.

TABLE OF CONTENTS

04 EXECUTIVE SUMMARY

06 PROPERTY INFORMATION

17 FINANCIAL ANALYSIS

24 MARKET OVERVIEW



EXECUTIVE SUMMARY

Marcus & Millichap
THE YODER-HARMAN GROUP

EXECUTIVE SUMMARY

OAKSIDE PLAZA

2129 – 2171 US 41, SCHERERVILLE, IN 46375

(CHICAGO, IL MSA)



TOTAL PRICE

\$3,988,872



CAP RATE

8.25%

SUBJECT PROPERTY OVERVIEW

Net Operating Income	\$329,082
Gross Leasable Area	28,245 SF
Price/Square Foot	\$141.19
Average Rent/Square Foot	\$12.67
Number of Tenants	11
Occupancy	100%
Lease Types	~83% NNN & ~17% Gross
Lot Size	2.27 Acres
Year Built/Renovated	1993/2003



TENANT SUMMARY

OAKSIDE PLAZA

TENANT	GLA	% GLA
Anytime Fitness, LLC	7,250	25.67%
South County Gun Company	5,000	17.70%
Down Syndrome Assoc of NWI	3,955	14.00%
Bricks & Minifigs	2,415	8.55%
Oakside Suites	1,400	4.96%
It's My Party	1,250	4.43%
E J Financial	1,250	4.43%
Bricks & Minifigs	1,250	4.43%
Belle Unlimited	1,250	4.43%
Care 4 Soul, Inc	1,250	4.43%
Elevate Ventures	1,175	4.16%
Sports Cuts	800	2.83%

Marcus & Millichap

THE YODER-HARMAN GROUP

DAMIEN YODER

Managing Director, Investments

Tel: (812) 320-8483

Damien.Yoder@marcusmillichap.com

MADISON HARMAN

Managing Director, Investments

Tel: (260) 494-7213

Madison.Harman@marcusmillichap.com



PROPERTY INFORMATION

Marcus & Millichap
THE YODER-HARMAN GROUP

INVESTMENT HIGHLIGHTS

Oakside Plaza is a 28,245 Square Foot Service-Based Neighborhood Center that is 100% Occupied and Sits on a Main Retail Artery (US Hwy 41) with 39,470 VPD, Located in an Affluent Bedroom Community 30 Miles Outside of Chicago

The Center is Occupied by 11 Tenants and Anchored by Anytime Fitness Which is the Largest Gym Chain in the World, Operating 5,500 Locations. Anytime Fitness' Parent Company, Purpose Brands', 2024 Revenues are Estimated at \$3.5 Billion

Value Add Opportunities - Ability to Increase Rents from the Current Under Market Average of \$12.67/SF, Convert ~17% Gross Leases to NNN as Staggered Lease Terms Rollover, and Offset Taxable Income with Down Syndrome Association Annual Donation To Landlord – Tax Savings Not Underwritten but See Agents for Details

Priced Well Below Replacement Cost at \$141 Per Square Foot and Located in an Affluent Indiana Suburb of Chicago, Where the Average Household Income Exceeds \$123,000 Within a 3-Mile Radius

Bricks & Minifigs Occupies 12% of the Center on a New 10 Year NNN Lease, and Operates 200+ Locations in the US and Canada Where You Can Buy, Sell and Trade Lego Products

Schererville is Known as the "Crossroads of the Nation" as it Sits at the Intersection of US Hwy 30 & US Hwy 41, Two Major National Highways

Schererville is Experiencing a Population and a Development Boom - 100,000+ Residents Moved from Illinois to Indiana Between 2021 - 2024 Making it One of the Largest Interstate Migration Flows in the Midwest

Over \$100 Million is Planned in Public Infrastructure, Plus Hundreds Of Millions of Private Residential and Commercial Developments Planned. Projects Include Luers Tree Farm Subdivision with 750 Homes, Canyon Creek with 200 Homes, and the Kennedy Avenue Expansion Project Totaling \$75 Million that will Transform North-South Connectivity in Schererville

Demographics (2024 Estimate)	1 Mile	3 Miles	5 Miles
Population	7,679	47,628	134,073
Average HH Income	\$111,495	\$123,877	\$113,888

SITE PLAN

WICKER AVE 39,470 VPD

OAKSIDE DR

41

E/J
Financial

BRICKS & MINIFIGS

IT'S MY PARTY
BALLOON CREW

SOUTH COUNTY BLINDS
SCB

belle
unlimited
Care 4 Soul
Home Care Services

ANYTIME
FITNESS

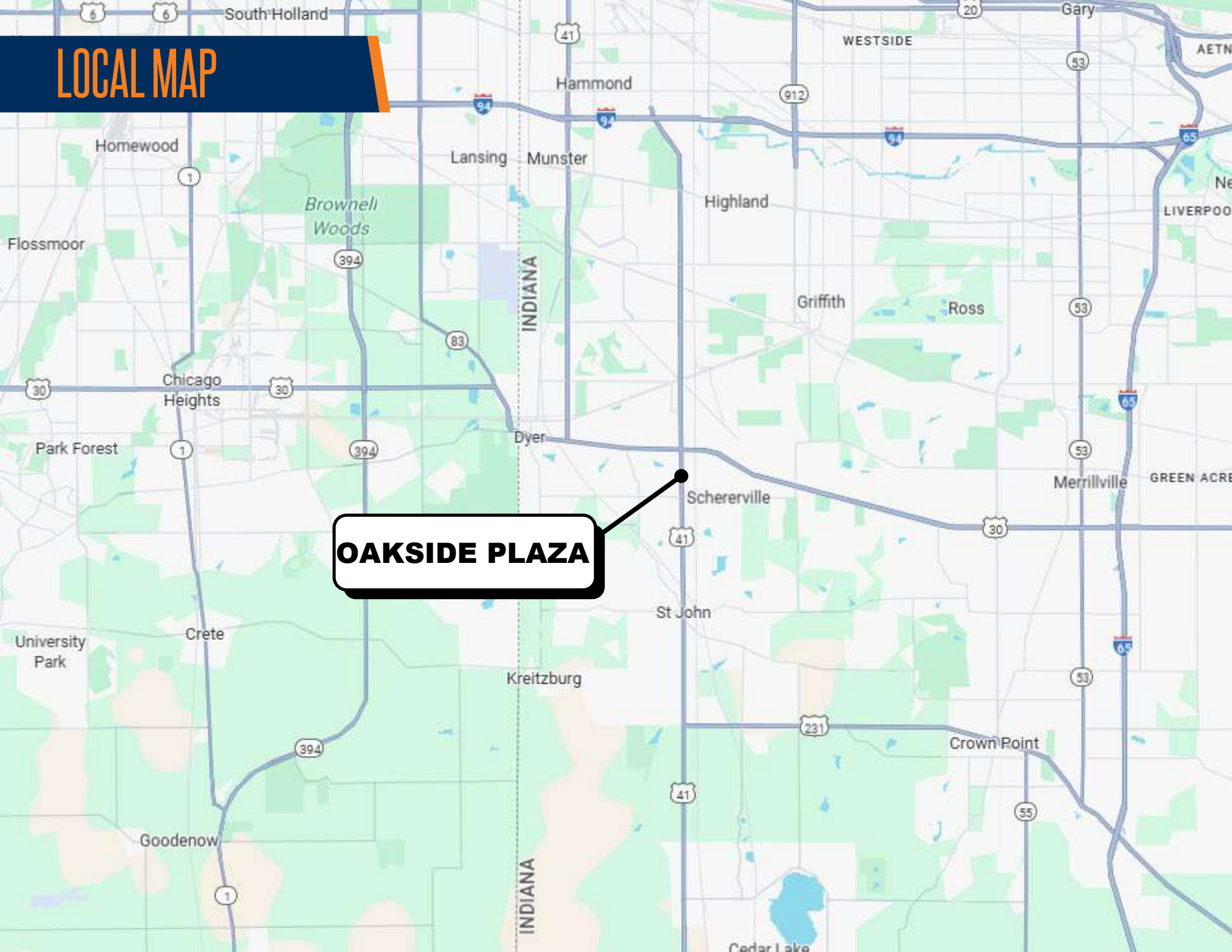
OakSide
Suites

DSANWI
DOWN SYDNEY ASSOCIATION NSW

SportClips
HAIRCUTS

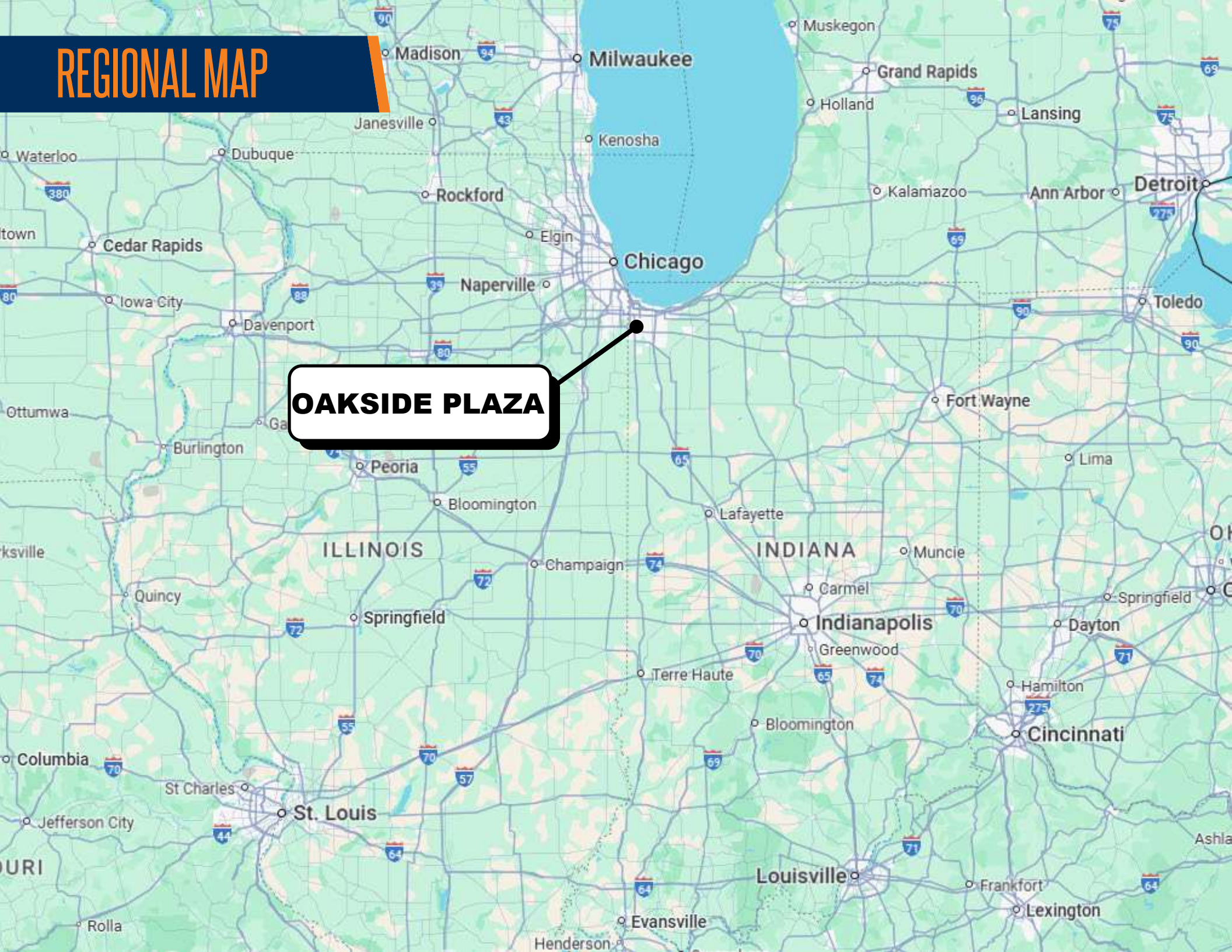
Elevate
Ventures

LOCAL MAP



OAKSIDE PLAZA

REGIONAL MAP



OAKSIDE PLAZA



MENARDS
ALDI
BUFFALO WILD WINGS
TIRE BARN

AMC THEATRES

BMW SCHERERVILLE

HARBOR FREIGHT
DOLLAR TREE
HOOTERS Jackson Hewitt TAX SERVICE
PENN STATION EAST COAST SUBS
HAIR CUTTERY
Pro-Am TEAM SPORTS

TWIN PEAKS BAKERY
Midwest Express Clinic
Innovative Renal Care
Red Robin

Napleton SCHERERVILLE

ECKART

Portillo's

Strack & Van Til food market
pop shelf
metro by 99 Mobile
maurices
cricket
PAPA JOHN'S
SALLY BEAUTY
H&R BLOCK
sweetFrog premium Frozen Yogurt

verizon FIVE GUYS

Walmart

Culver's

DUNKIN'

Arby's

POPEYES

US 30 - 42,935 VPD

White Castle

KFC

POKE BROS. FRESH FISH HAWAIIAN STYLE
JIMMY JOHN'S

IHOP

U-HAUL

Walgreens

Giordano's

BASECAMP FITNESS
the IVORY DENTAL STUDIO
STB

M

House of Kobe
JAPANESE STEAK & SUSHI

Auto Zone

Advance Auto Parts

NAPA CAR-TEKS

TED'S PET & FEED

Luke

SUBJECT PROPERTY
ANYTIME FITNESS
INDIANA FARM BUREAU INSURANCE
OAKSIDE PLAZA

TWIN BEANS COFFEE
DEKKER LIGHTING
THE STOVE STORE

Trc Total Roofing & Construction

CHICAGO
 36 MILES

CASH CELLAR LIQUORS

CARSTAR
Auto Body Repair Experts

HWY 41 - 33,016 VPD

State Farm

Speedway
MP Minuteman Press
BRUNO'S
PLUM AND BAKERY SHOP

CVS

 **Oakside Suites**

ODSANWI



SOUTH COUNTY GUNS



It's My Party





OAKSIDE PLAZA
GUNS
SPORTS
CLOTHING
COMPUTERS

CASHING STORE

Care 4 Soul

ANYTIME FITNESS

LUKE



OAKSIDE PLACE

ANYTIME FITNESS

LIFTED LEAF

TONIC

DSANWI

IMPORT BEVERAGES
IMPORTED SOLELY AT
THE LIFTED LEAF

ANYTIME FITNESS

OAKSIDE PLACE

LUKE

GUNS

SALES

REPAIRS

25

25



FINANCIAL ANALYSIS

Marcus & Millichap
THE YODER-HARMAN GROUP

FINANCIAL ANALYSIS

OAKSIDE PLAZA

2129 – 2171 US 41, SCHERERVILLE, IN 46375

(CHICAGO, IL MSA)

OFFERING SUMMARY

Price:		\$3,988,872
Down Payment:	35.00%	\$1,395,800
Current CAP:		8.25%
Cash on Cash:		9.05%
Approx. Gross Square Feet:		28,245
Cost per Gross Square Foot:		\$141.19
Debt Coverage Ratio:		1.66
Year Built/Renovated:		1993/2003
Lot Size:		2.27 Acres



PROPOSED FINANCING

First Loan Amount		\$2,592,200
Terms:	5.90% Interest	
	25 Year Amortization	
	5 Year Term	
Monthly Payment:		\$16,543.48
Annual Payment:		\$198,521.81

Marcus & Millichap
THE YODER-HARMAN GROUP

DAMIEN YODER

Managing Director, Investments
Tel: (812) 320-8483

Damien.Yoder@marcusmillichap.com

MADISON HARMAN

Managing Director, Investments
Tel: (260) 494-7213

Madison.Harman@marcusmillichap.com

FINANCIAL ANALYSIS

OAKSIDE PLAZA

2129 – 2171 US 41, SCHERERVILLE, IN 46375

(CHICAGO, IL MSA)

ANNUALIZED OPERATING EXPENSES

	Current Rents	
Scheduled Gross Income	\$ 357,841	
Tenant Reimbursements	\$ 70,462	
Admin Fee	\$ 8,816	
Total Income	\$ 437,119	
Vacancy Factor	\$ 17,892	5.00%
Effective Gross Income	\$ 419,227	
Less Expenses	\$ 90,145	
Net Operating Income	\$ 329,082	8.25%
Capital Reserves	\$ 4,237	\$0.15
Loan Payments	\$ 198,522	
Pre-Tax Cash Flow	\$ 126,323	9.05%
Plus Principal Reduction	\$ 46,835	
Total Return Before Taxes	\$ 173,158	12.41%



ANNUALIZED EXPENSES

Real Estate Taxes (2024 Pay 2025)	\$1.63	\$46,052
Insurance (2024)	\$0.25	\$7,156
CAM:		
Electric (2 Yr Avg)	\$0.10	\$2,965
Trash Removal (2 Yr Avg)	\$0.10	\$2,964
Landscaping (2 Yr Avg)	\$0.40	\$11,250
Cleaning (2 Yr Avg)	\$0.04	\$1,181
Repairs & Maint (2 Yr Avg)	\$0.14	\$3,905
New Management	3.50%	\$14,673
Total Expenses		\$90,145
Per Rentable Square Foot		\$ 3.19

FINANCIAL ANALYSIS | RENT ROLL

OAKSIDE PLAZA

2129 – 2171 US 41, SCHERERVILLE, IN 46375

(CHICAGO, IL MSA)

Suite #	Tenant	Approx. Rentable Sq.Ft.	% of Ctr vs Total Space	Current Lease Commence	Lease Expiration	Current Monthly Rent (\$)	Current Annual Rent (\$)	Approx. Annual Rent/RSF	Esc Effect Date	Annual Esc Amount	Prorata CTI	Annual Admin Income	Lease Type	Options Remaining
2129-2133	South County Gun Company	5,000	17.70%	9/9/2015	11/30/2028	\$4,395.73	\$52,748.76	\$10.55	12/1/2026 12/1/2027	\$54,331.22 \$55,961.16	\$15,948.84	\$2,392.33	NNN	None
2137	It's My Party	1,250	4.43%	5/16/2025	5/31/2030	\$1,250.00	\$15,000.00	\$12.00	6/1/2026 6/1/2027 6/1/2028 6/1/2029 Option 1: 6/1/2030 6/1/2031 6/1/2032 Option 2: 6/1/2033 6/1/2034 6/1/2035 6/1/2036 6/1/2037	\$15,450.00 \$15,913.50 \$16,390.91 \$16,882.63 \$17,389.11 \$17,910.78 \$18,448.11 \$19,001.55 \$19,571.60 \$20,158.75 \$20,763.51 \$21,386.41	\$3,987.21	\$598.08	NNN	(2) 4-Year
2139	E J Financial	1,250	4.43%	7/1/2025	6/30/2029	\$1,250.00	\$15,000.00	\$12.00	7/1/2026 7/1/2027 7/1/2028 Option 1: 7/1/2029 7/1/2030 Option 2: 7/1/2031 7/1/2032 7/1/2033 7/1/2034	\$15,450.00 \$15,913.50 \$16,390.91 \$16,882.63 \$17,389.11 \$17,910.78 \$18,448.11 \$19,001.55 \$19,571.60	\$3,987.21	\$598.08	NNN	(2) 3-Year
2141	Bricks & Minifigs	1,250	4.43%	11/1/2025	3/31/2033	\$1,666.67	\$20,000.04	\$16.00	4/1/2028 4/1/2029 4/1/2030 4/1/2031 4/1/2032 Option 1: 4/1/3033 4/1/2034 4/1/2035	\$20,600.04 \$21,218.04 \$21,854.58 \$22,510.22 \$23,185.53 \$23,881.09 \$24,597.53 \$25,335.45	\$3,987.21		NNN	(1) 3-Year

FINANCIAL ANALYSIS | RENT ROLL

OAKSIDE PLAZA

2129 – 2171 US 41, SCHERERVILLE, IN 46375

(CHICAGO, IL MSA)

Suite #	Tenant	Approx. Rentable Sq.Ft.	% of Ctr vs Total Space	Current Lease Commence	Lease Expiration	Current Monthly Rent (\$)	Current Annual Rent (\$)	Approx. Annual Rent/RSF	Esc Effect Date	Annual Esc Amount	Prorata CTI	Annual Admin Income	Lease Type	Options Remaining
2145	Bricks & Minifigs	2,415	8.55%	11/1/2025	3/31/2033	\$3,220.00	\$38,640.00	\$16.00	4/1/2028	\$39,799.20	\$7,703.29		NNN	(1) 3-Year
									4/1/2029	\$40,993.18				
									4/1/2030	\$42,222.97				
									4/1/2031	\$43,489.66				
									4/1/2032	\$44,794.35				
									Option 1: 4/1/3033	\$46,138.18				
									4/1/2034	\$47,522.33				
									4/1/2035	\$48,948.00				
2147	Belle Unlimited	1,250	4.43%	8/1/2025	8/31/2028	\$1,483.33	\$17,799.96	\$14.24	9/1/2026	\$18,689.96	\$3,987.21	\$598.08	NNN	(1) 3-Year
									9/1/2027	\$19,624.46				
									Option 1: 9/1/2028	\$20,605.68				
									9/1/2029	\$21,635.96				
									9/1/2030	\$22,717.76				
2149	Care 4 Soul, Inc	1,250	4.43%	11/15/2024	1/31/2028	\$1,562.50	\$18,750.00	\$15.00	2/1/2026	\$19,312.50	\$3,987.21	\$598.08	NNN	(2) 3-Year
									2/1/2027	\$19,891.88				
									Option 1: 2/1/2028	\$20,488.63				
									2/1/2029	\$21,103.29				
									2/1/2030	\$21,736.39				
									Option 2: 2/1/2031	\$22,388.48				
									2/1/2032	\$23,060.13				
									2/1/3033	\$23,751.94				
2151-2157	Anytime Fitness, LLC	7,250	25.67%	3/1/2013	7/31/2028	\$6,796.88	\$81,562.56	\$11.25			\$23,125.82	\$3,468.87	NNN	None
2159	Oakside Suites	1,400	4.96%	3/1/2013	4/30/2028	\$2,000.00	\$24,000.00	\$17.14						
2161-2167	Down Syndrome Assoc of NWI	3,955	14.00%	1/8/2020	4/30/2029	\$3,750.00	\$45,000.00	\$11.38	5/1/2029	\$51,000.00				(2) 5-Year
2163	Sports Cuts	800	2.83%	6/1/2014	5/31/2026	\$1,270.00	\$15,240.00	\$19.05	Option 1-6/1/2026	\$15,720.00				(2) 1-Year
									Option 2: 6/1/2027	\$16,200.00				

FINANCIAL ANALYSIS | RENT ROLL

OAKSIDE PLAZA

2129 – 2171 US 41, SCHERERVILLE, IN 46375

(CHICAGO, IL MSA)

Suite #	Tenant	Approx. Rentable Sq.Ft.	% of Ctr vs Total Space	Current Lease Commence	Lease Expiration	Current Monthly Rent (\$)	Current Annual Rent (\$)	Approx. Annual Rent/RSF	Esc Effect Date	Annual Esc Amount	Prorata CTI	Annual Admin Income	Lease Type	Options Remaining
2171	Elevate Ventures	1,175	4.16%	2/1/2025	1/31/2030	\$1,175.00	\$14,100.00	\$12.00	2/1/2026	\$14,523.00	\$3,747.98	\$562.20	NNN	(1) 5-Year
									2/1/2027	\$14,958.69				
									2/1/2028	\$15,407.45				
									2/1/2029	\$15,869.67				
								Option 1:	2/1/2030	\$16,345.76				
									2/1/2031	\$16,836.14				
									2/1/2032	\$17,341.22				
									2/1/2033	\$17,861.46				
									2/1/2034	\$18,397.30				
	TOTALS	28,245	100.00%			\$29,820	\$357,841	\$12.67			\$70,462	\$8,815.72		
	Occupied	28,245	100.00%			\$29,820	\$357,841	\$12.67			\$70,462	\$8,815.72		
	Vacant	0	0.00%			\$0	\$0	\$0.00			\$0	\$0.00		

ABOUT ANYTIME FITNESS FRANCHISOR, LLC



Anytime Fitness Franchisor, LLC, doing business as Anytime Fitness, is an American franchise of 24-hour health and fitness clubs that is based in Woodbury, Minnesota. Founded in 2002, the company operates franchised locations in all 50 states and 32 countries. Anytime Fitness' parent company is Purpose Brands.

Anytime Fitness was founded in 2002 by Chuck Runyon, Dave Mortensen, and Jeff Chen when they were all working at another fitness club. Anytime Fitness is now the fastest-growing co-ed fitness franchise in the world, with more than 5,500 locations and over 3 million members, and clubs are located in all 50 states and 32 countries. Most of the Anytime Fitness locations are owned and operated by independent franchisees, with standardized systems and branding. The club model is built on 24/7 access, which has made it popular with busy people, shift workers, and travelers who need flexible workout times. Members typically use a key fob or app to enter any affiliated location, not just their home club.

Anytime Fitness' parent company, Purpose Brands, merged with Orangetheory in 2024, and also operates Basecamp Fitness, The Bar Method, Waxing the City, Healthy Contributions, StrongerU, and Provision Security Solutions. Purpose Brands' 2024 revenues are estimated at \$3.5 billion, with Anytime Fitness' portion coming in at \$1.45 billion. In 2014, Anytime Fitness was named the top franchise of 2014 by *Entrepreneur* magazine.



2024 Revenues
\$1.45B



Privately Held



5,500+ Locations in
32 Countries



In Business
Since 2002



Headquartered in
Woodbury, MN



Anytime Fitness Headquarters, Woodbury, MN

Marcus & Millichap
THE YODER-HARMAN GROUP

DAMIEN YODER
Managing Director, Investments
Tel: (812) 320-8483
Damien.Yoder@marcusmillichap.com

MADISON HARMAN
Managing Director, Investments
Tel: (260) 494-7213
Madison.Harman@marcusmillichap.com



MARKET OVERVIEW

Marcus & Millichap
THE YODER-HARMAN GROUP

SCHERERVILLE, IN | CHICAGO, IL MSA

2024 POPULATION:
9,600,000



SCHERERVILLE, IN

Schererville is a town in Lake County in the far northwest corner of Indiana. Schererville was founded in 1830 and became incorporated as a town in 1911. The town still exudes small-town charm and was named as one of the “100 Best Places to Live in the U.S.” by Money Magazine in 2007. Schererville is an affluent suburb of Chicago, being situated only 36 miles from the downtown area. Many residents enjoy the laid-back atmosphere of the area and commute to other nearby cities or Chicago. The cost of living in Schererville is more affordable than the Chicago and nearby Illinois areas, with Indiana’s overall tax structure and housing costs contributing to that advantage.

ECONOMY IN SCHERERVILLE, IN

Schererville benefits from strong road connectivity (major routes in and out of town, with easy access to I-65, the I-80 and I-94 corridors, and U.S. highways in the region), which supports retail, services, and distribution. The local economy benefits from a mix of consumer spending, service industries, and logistics and distribution activity due to the highway access.

Retail and services are strong in Schererville itself, with many residents working in nearby shopping centers and commercial corridors. Hospitals, clinics, and schools are also significant employers in the broader region. More recently, the region has been shifting away from heavy industrial roots to more diversified, service- and logistics-focused jobs. The population of the area has been growing at a moderate pace, signaling the coming need for additional housing, more retail and restaurant establishments, and service industries.

CHICAGO, IL MSA

The Chicago, Illinois metro is one of the largest metros in the nation. The Chicagoland area is bounded to the east by Lake Michigan, expands over a 5,000-square-mile region in northeastern Illinois and extends into Wisconsin and Indiana. The metro houses 9.6 million people and comprises 14 counties. The city of Chicago contains 2.7 million residents. During the past 20 years, the greatest growth occurred in the western portion of the region and was exemplified between 2020 – 2021. Since then, movement back into downtown Chicago is gaining headway as employers increasingly pushed for in-person work attendance, while progressing tourism levels support activity in the urban core.

METRO HIGHLIGHTS

The region's transit network ranks among the largest and most efficient across the country, with the Chicago L spanning over 100 miles across the metro.

The vast network of freeways, centralized location, a large rail-truck intermodal facility and the Port of Chicago contribute to the metro's position as a major distribution and logistics hub.

Chicago is the nation's top freight rail hub, with major carriers BNSF, Union Pacific, CSX and Norfolk Southern servicing the region.

Amtrak routes originate from Union Station, while the "L" serves the city of Chicago. The Metra commuter rail provides passenger service in the suburbs.

International airports include O'Hare, Midway and Gary/Chicago. Sixteen smaller airports also provide air service for the region.

Marcus & Millichap

THE YODER-HARMAN GROUP

DAMIEN YODER

Managing Director, Investments

Tel: (812) 320-8483

Damien.Yoder@marcusmillichap.com

MADISON HARMAN

Managing Director, Investments

Tel: (260) 494-7213

Madison.Harman@marcusmillichap.com

CHICAGO, IL MSA

ECONOMY

The metro has one of the biggest economies in the nation, and is buoyed by its distribution, finance, manufacturing operations, and growing high-technology sectors.

Fortune 500 companies headquartered in the metro include Walgreens, State Farm Insurance, and McDonald's.

Large tech firms operating in the metro, such as Amazon and Google, attract a wide array of startup companies.

The area is a major global tourist and convention destination. Typically, more than 50 million people visit the metro annually and support nearly 500,000 jobs in the leisure and hospitality sector.

Backed by some of the nation's more well-regarded universities, the workforce is considered one of the most diverse and well-trained among major United States metros.

DEMOGRAPHICS

More than 40% of Illinois residents live in the suburbs of Chicago, many of whom commute into the city for work.

More than 40% of residents ages 25 and older hold a bachelor's degree, and of these, roughly 15% have also earned a graduate or professional degree, which is well above the national level.

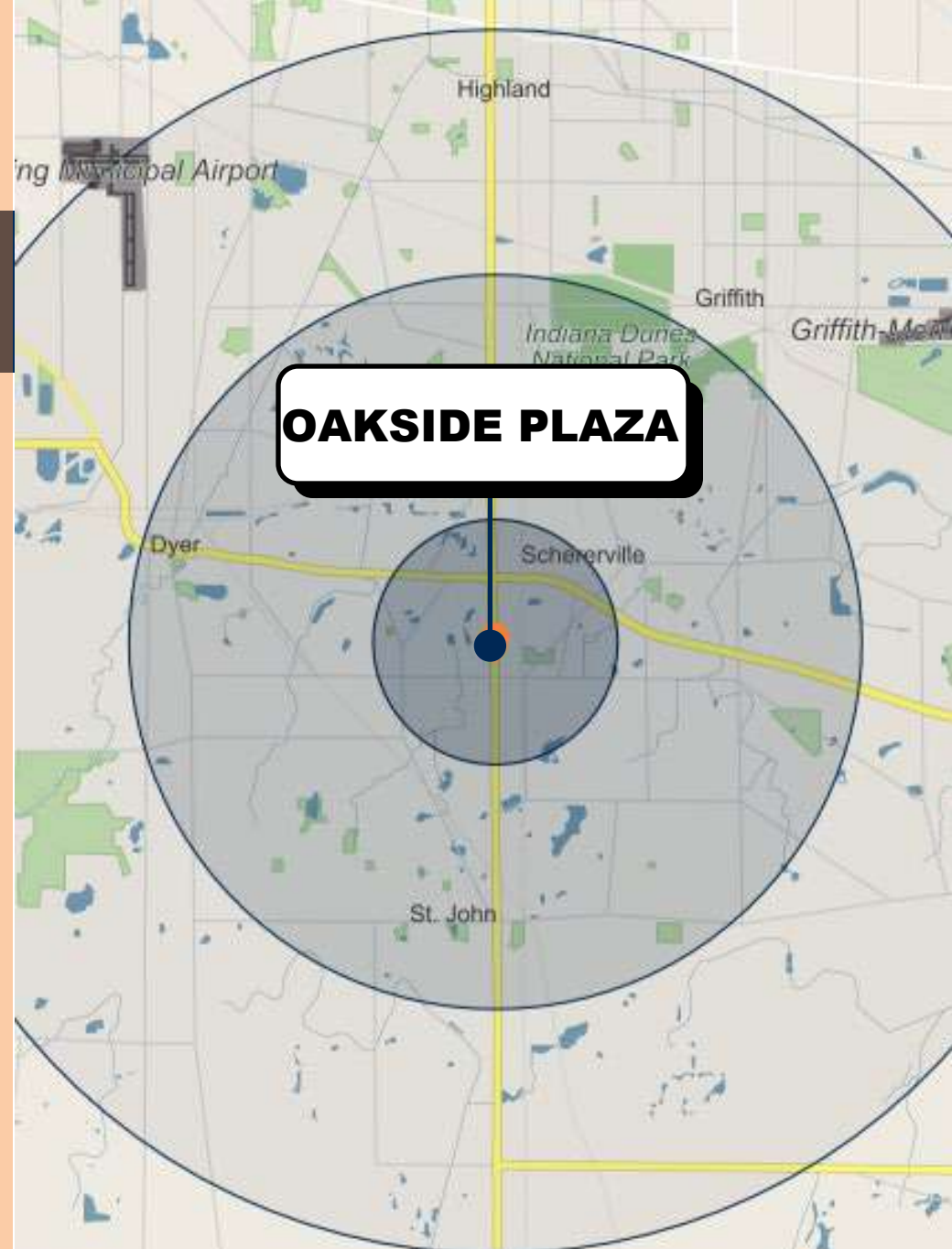
Younger professionals moving to the market for employment are helping the city and its suburbs grow and contributing to the local economies of the entire metro.

DEMOGRAPHICS

OAKSIDE PLAZA

2129 – 2171 US 41, SCHERERVILLE, IN 46375
(CHICAGO, IL MSA)

	1 Mile	3 Miles	5 Miles
POPULATION			
2029 Projection	7,700	47,628	134,073
2024 Estimate	7,679	47,680	133,678
2020 Census	7,525	47,622	133,680
2010 Census	7,463	45,711	128,248
INCOME			
Average	\$111,495	\$123,877	\$113,888
Median	\$90,020	\$102,417	\$95,388
Per Capita	\$46,391	\$48,039	\$44,534
HOUSEHOLDS			
2029 Projection	3,237	19,112	53,626
2024 Estimate	3,205	19,004	53,150
Average Household Size	2.4	2.5	2.5
2020 Census	3,160	18,852	52,498
2010 Census	2,948	17,391	48,380
TOTAL AVERAGE HOUSEHOLD RETAIL EXPENDITURE			
2024	\$229,709	\$246,687	\$237,306
EMPLOYMENT			
2024 Daytime Population	9,380	45,775	107,277



OAKSIDE PLAZA

OAKSIDE PLAZA

2129 – 2171 US 41
SCHERERVILLE, IN 46375
(CHICAGO, IL MSA)

DAMIEN YODER

Managing Director, Investments
Tel: (812) 320-8483
Damien.Yoder@marcusmillichap.com

MADISON HARMAN

Managing Director, Investments
Tel: (260) 494-7213
Madison.Harman@marcusmillichap.com

Marcus & Millichap

THE YODER-HARMAN GROUP