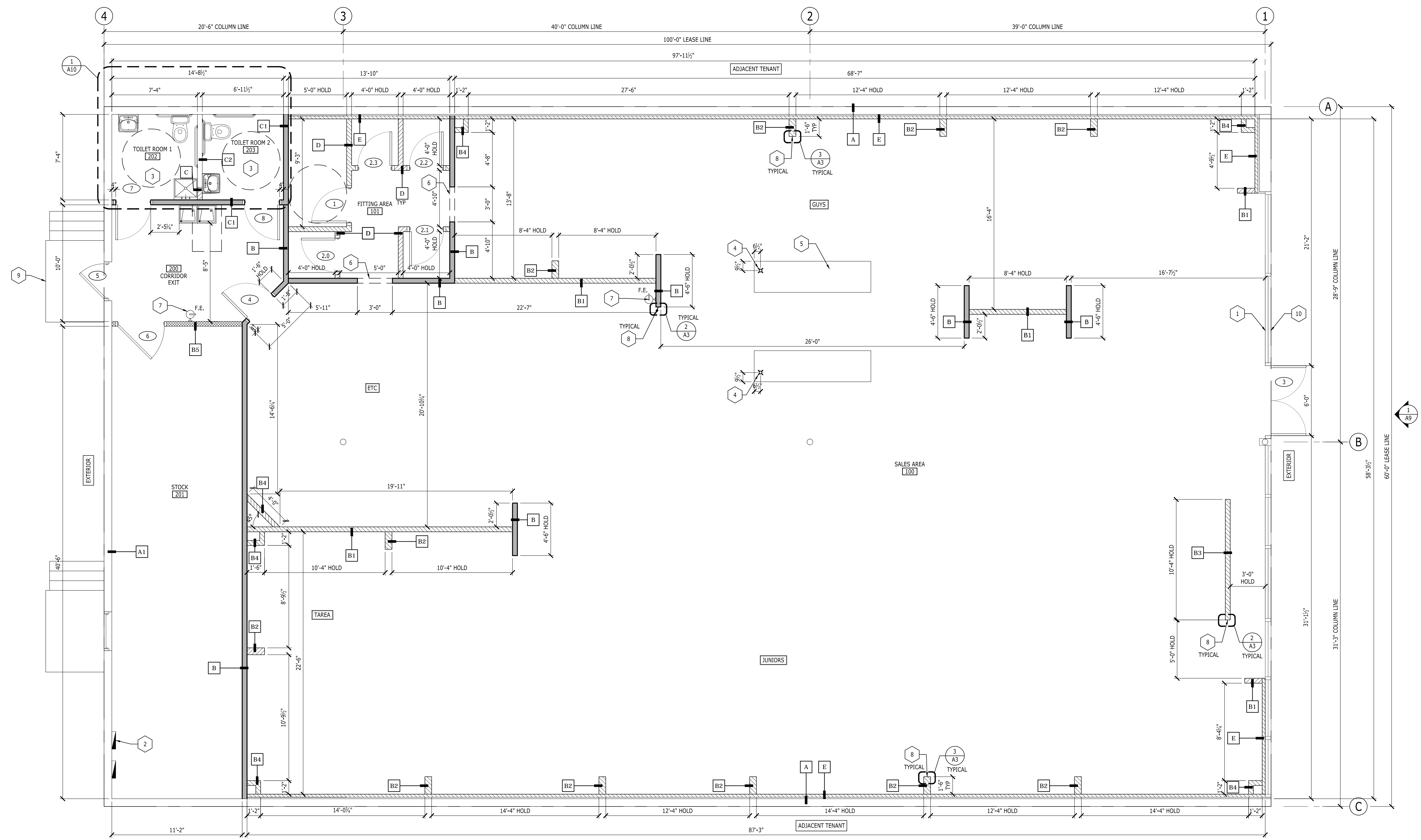


NOT FOR CONSTRUCTION



1 CONSTRUCTION PLAN
SCALE: 1/4" = 1'-0"

GENERAL CONSTRUCTION NOTES:

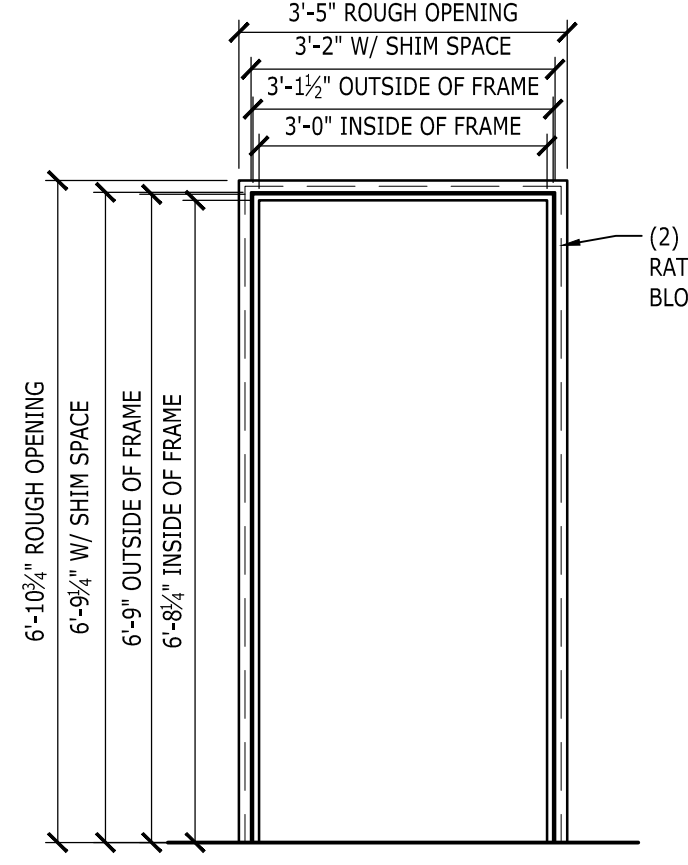
- A. DO NOT SCALE DRAWINGS.
- B. REFER TO I51 FOR ALL RESPONSIBILITIES.
- C. DIMENSIONS ARE FROM FINISHED FACE OF GYPSUM BOARD TO FINISHED FACE OF GYPSUM BOARD, UNO.
- D. GC SHALL FIELD VERIFY ALL DIMENSIONS AND JOB CONDITIONS AND SHALL REPORT TO THE RUE21 REGIONAL DIRECTOR OF CONSTRUCTION ANY DISCREPANCIES AND/OR OMISSIONS WHICH COULD INTERFERE WITH THE SATISFACTORY COMPLETION OF THE WORK HEREIN.
- E. GC IS REQUIRED TO COMPLETE A SITE VISIT PRIOR TO ANY BID SUBMISSIONS FOR RUE21 PROJECTS. NOTIFY RUE21 CONSTRUCTION DEPARTMENT OF SCOPE OMISSIONS OR DISCREPANCIES.
- F. GC SHALL VERIFY ALL FIELD CONDITIONS, LEASED SPACE DIMENSIONS, AND EXISTING BUILDING ELEMENTS FOR COMPLIANCE WITH DRAWINGS BEFORE COMMENCING CONSTRUCTION. GC SHALL HAVE SOLE RESPONSIBILITY FOR VERIFICATION OF CLEAR HEIGHTS AND CONDITIONS. ANY DISCREPANCIES SHALL BE IMMEDIATELY BROUGHT TO THE ATTENTION OF RUE21 FOR RESOLUTION.
- G. ALL WOOD, WOOD BLOCKING, AND/OR MDF OTHER THAN FINISHED WOOD TRIM SHALL BE FIRE RETARDANT TREATED.
- H. ALL METAL STUD PARTITIONS SHALL BE INSTALLED IN ACCORDANCE WITH THE MANUFACTURERS RECOMMENDATIONS.
- I. ANY EXISTING DEMISING WALL/SOFTIT SHALL BE DRY WALLED TO DECK AND SEALED WITH APPROPRIATE APPROVED SYSTEM AS REQUIRED TO MAINTAIN 1 HOUR FIRE RATING PER UL 465.
- J. FIRE RATED WALLS AND ANY PENETRATIONS MUST COMPLY WITH THE UL DETAILS U45S AND U41001.
- K. RECONFIGURE AND RELOCATE EXISTING HEADS OF SPROKLER SYSTEM AS REQUIRED FOR NEW LAYOUT AND PROPER COVERAGE AS REQUIRED BY LOCAL ENFORCEMENT. SPROKLER VENDOR TO PROVIDE DETAILS DRAWINGS TO LOCAL MUNICIPALITY AND LANDLORD'S INSURANCE UNDERWRITER FOR REVIEW AND APPROVAL.
- L. WHERE FURRING IS EXISTING TO REMAIN, GC IS TO ENSURE THAT THE PARTITION IS CONSTRUCTED WITH A MINIMUM 2 1/2" STUD TO ENSURE THAT TENANT TOGGLE SYSTEM CAN BE INSTALLED. IF THE EXISTING FURRING IS SMALLER THAN THE MINIMUM, REPORT FINDINGS TO RUE21 REGIONAL DIRECTOR OF CONSTRUCTION.

KEY NOTES:

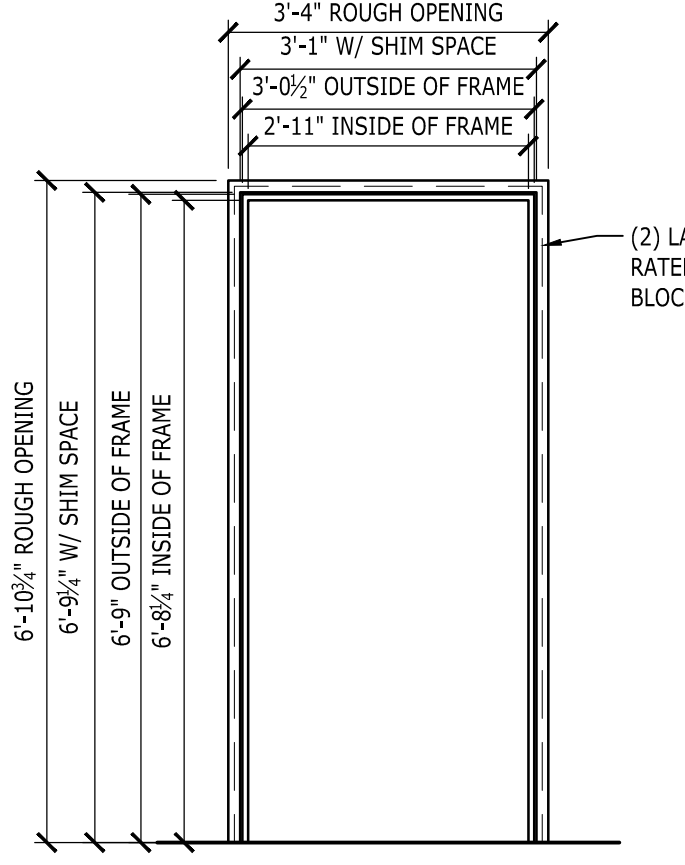
- 1. STOREFRONT - EXISTING STOREFRONT TO REMAIN, ENSURE LIKE NEW CONDITION. NEW STOREFRONT DOORS. INFILL TO MATCH EXISTING CONDITIONS.
- 2. EXISTING ELECTRICAL PANELS AND EQUIPMENT.
- 3. TOILET ROOMS - EXPAND (1) TOILET ROOM, (1) NEW TOILET ROOM, REFER TO A10 FOR DETAILS.
- 4. POWER POLE - EXTEND POWER AND DATA FROM CONDUIT ABOVE DOWN POWER POLE TO CASHWRAP. SEE A4.1, AND ELECTRICAL DRAWINGS FOR CASHWRAP POWER POLE REQUIREMENTS AND DETAILS.
- 5. CASHWRAP - REFER TO SHEET A2, A4.1 AND A12 FOR DETAILS.
- 6. OPENING AT 7'-0" AFF AT FITTING AREA.
- 7. FIRE EXTINGUISHER - FIRE EXTINGUISHERS ARE TO BE TYPE 2-A MOUNTED AT 48" A.F.F. MAX. PRIOR TO INSTALLATION, COORDINATE EXACT LOCATION & QUANTITY WITH FIRE MARSHAL/INSPECTOR.
- 8. WHERE WALLS TERMINATE WITH A WOOD END CAP, SEE DETAIL 2/A3 AND 3/A3 FOR ADDITIONAL CONSTRUCTION DETAILS.
- 9. GC TO ENSURE EGRESS MEETS ADA CODE REQUIREMENTS WITH LOCAL JURISDICTION.
- 10. INSTALL "NO SMOKING" SIGNS, TOTAL OF THREE, PROVIDED BY TENANT, TO MEET TENNESSEE NON-SMOKERS PROTECTION ACT REQUIREMENTS.

WALL TYPE	DESCRIPTION
A	EXISTING DEMISING WALL TO DECK
A1	EXISTING CMU WALL TO DECK
B	5" NOMINAL WALL WITH METAL STUDS TO DECK
B1	5" NOMINAL WALL WITH METAL STUDS TO 11'-4" AFF
B2	6" STUD WALL (7" THICK) WALL TO 11'-4" AFF
B3	5" NOMINAL WALL WITH METAL STUDS TO 11'-4" AFF BRACED TO STOREFRONT
B4	1 SIDED STUD (4 1/4" THICK) WALL TO 11'-4" AFF
B5	EXISTING 5" NOMINAL WALL, EXTEND TO DECK ABOVE
C	M.R. GYP BOARD & FRP ON 6" STUDS TO TOILET ROOM CEILING, SEE 6/A10
C1	5" NOMINAL WALL WITH METAL STUDS W/M.R. GYP BOARD TO DECK, SEE 6/A10
C2	EXISTING M.R. GYP BOARD & FRP ON 6" STUDS TO TOILET ROOM CEILING
D	5" NOMINAL WALL WITH METAL STUDS TO 8'-0" AFF
E	3" NOMINAL FURR-OUT WITH METAL STUDS TO 11'-4" AFF

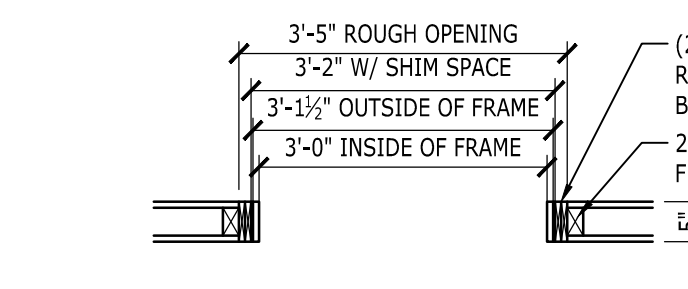
ALL GYPSUM BOARD TO MAINTAIN/ACHIEVE LEVEL 4 FINISH PER GYPSUM ASSOCIATION GA-214-96



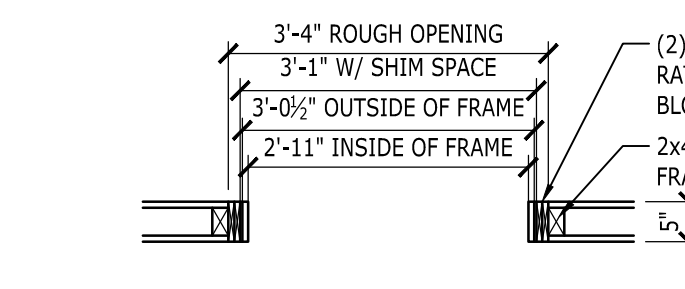
2 DOOR 1 BLOCKING DETAIL
SCALE: 1/2" = 1'-0"



3 DOOR 2 BLOCKING DETAIL
SCALE: 1/2" = 1'-0"



4 DOOR 1 BLOCKING DETAIL
SCALE: 1/2" = 1'-0"



5 DOOR 2 BLOCKING DETAIL
SCALE: 1/2" = 1'-0"

NO.	DATE	DESCRIPTION

DATE: 06-04-15
DRAWN BY: JL
PROJECT NO.: 15121
FILE NAME: 15121 Fayetteville TN space #1 1.dwg

CONSTRUCTION PLAN