

Electrical Information:

Breaker Panel: 1
Service Type: 120/208
Panel Type: PRL1A
Panel Number: HN 831577
Manufacturer: Cutler Hammer
Amps: 225
Location: Hallway 1

Breaker Panel: 2
Service Type: 277/480
Panel Type: PRL2A
Panel Number: HN 831685
Manufacturer: Cutler Hammer
Amps: 150
Location: Storage Room

Breaker Panel: 3
Service Type: 120/208
Panel Type: PRL1A
Panel Number: HN 831688
Manufacturer: Cutler Hammer
Amps: 150
Location: Storage Room

Exterior Disconnect Information:

Amps: 200
Panel Type: Ssafety Switch
Panel Number: Not Listed
Manufacturer: Cutler Hammer
Location: Rear of Unit

Ceiling Information:

Height from Floor to Ceiling:
Front: 12' 1" Back: 8'
Floor to Bottom of Deck:
Front: N/A Back: 19' 4"
Floor to Bottom of Joist:
Front: N/A Back: 17' 2"
Notes: No Access - Sealed Ceiling

Fire Information:

Riser Location: No Riser in Unit
Sprinkler Heads Present: Yes
Number of Sprinkler Heads: 26
Fire Alarm Control Panel Present: Yes
Brand: Siemens
Model: Not Listed
Location: Storage Room

Water Heater Information: (2)

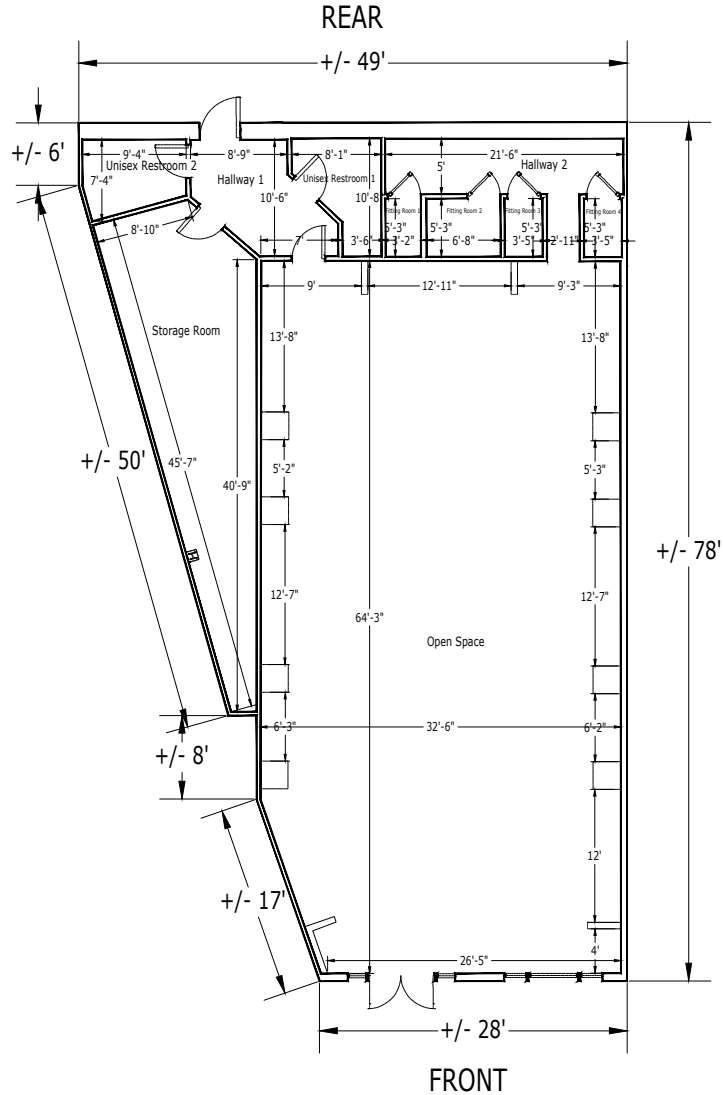
Gallons: Tankless
Water Line (in): 1/2"
Manufacturer: Instant-Flow
Model: SR-20L/208
Serial: 587607 and 587612
Location: Unisex Restroom 1 and Unisex Restroom 2

Backflow Information:

Number: 0
Size: N/A
Location: No Backflow Present

HVAC Information:

Unit: 1
Manufacturer: CARRIER
Model: 48HJD012---571--
Serial: 4106G50342
Tonnage: 10
Year: 2006



The Shoppes at Webb Gin

Unit # 412
1350 Scenic Highway, Suite 412
Snellville, GA 30078



OLSHAN PROPERTIES


600 Madison Ave.
14th Floor
New York, NY 10022

**Unit # 412
Ground Floor
+/- 3,159 SF**

Square footage shown was measured on-site and adheres to BOMA standards.

Width
+/- 28'

Depth
+/- 78'



Site Map
Prepared 6/22/2019
Unit # 412

Plans produced by:
ID Plans

400 N. Tappan St. Suite 2210
Tampa, FL 33602
Phone: (866) 657-2545
IDPlans.com



© 2019
This map is for general use and purposes only. It does not guarantee the accuracy or validity of provided information. Measurements are not intended to be exclusively used for construction purposes or accepted as replacement for documents, drawings, or needs. The property owner has and retains the right and responsibility to verify, change, or alter the provided information at any time for any reason.

[Virtual Tour Link](#)

1 MAIN FLOOR



Space Profile for

Unit: # 412
Area: 3,159 sq ft

Address

1350 Scenic Highway, Suite 412
Snellville, GA 30078

PLANS

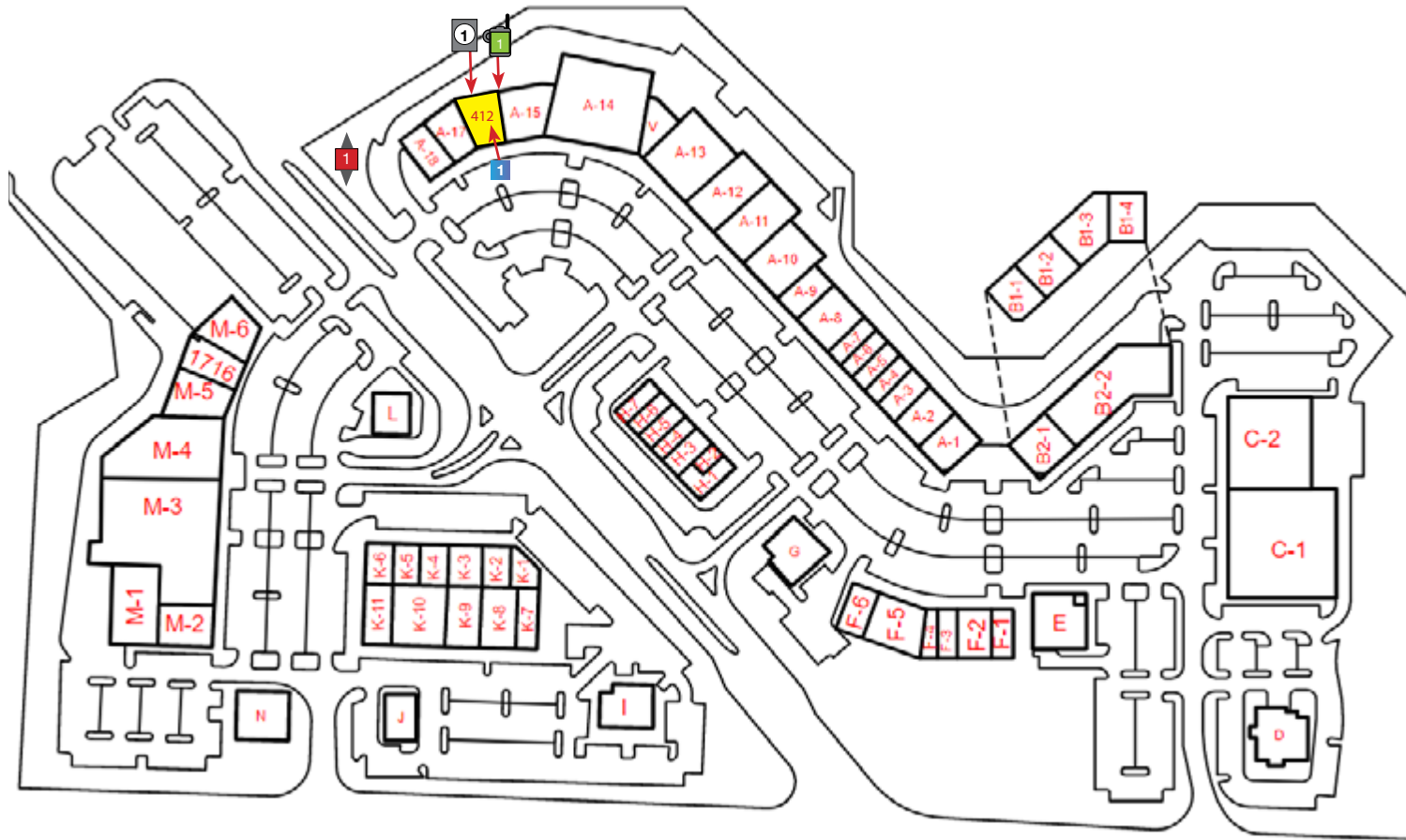
400 N. Tampa St. Suite 2210
Tampa, FL 33602

Prepared

06/26/2019




Address

1350 Scenic Highway, Suite 412
Snellville, GA 30078



















































Please See Meter & HVAC Information on the Next Page

Meter & HVAC Information

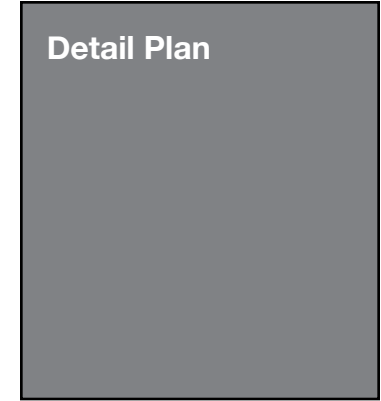
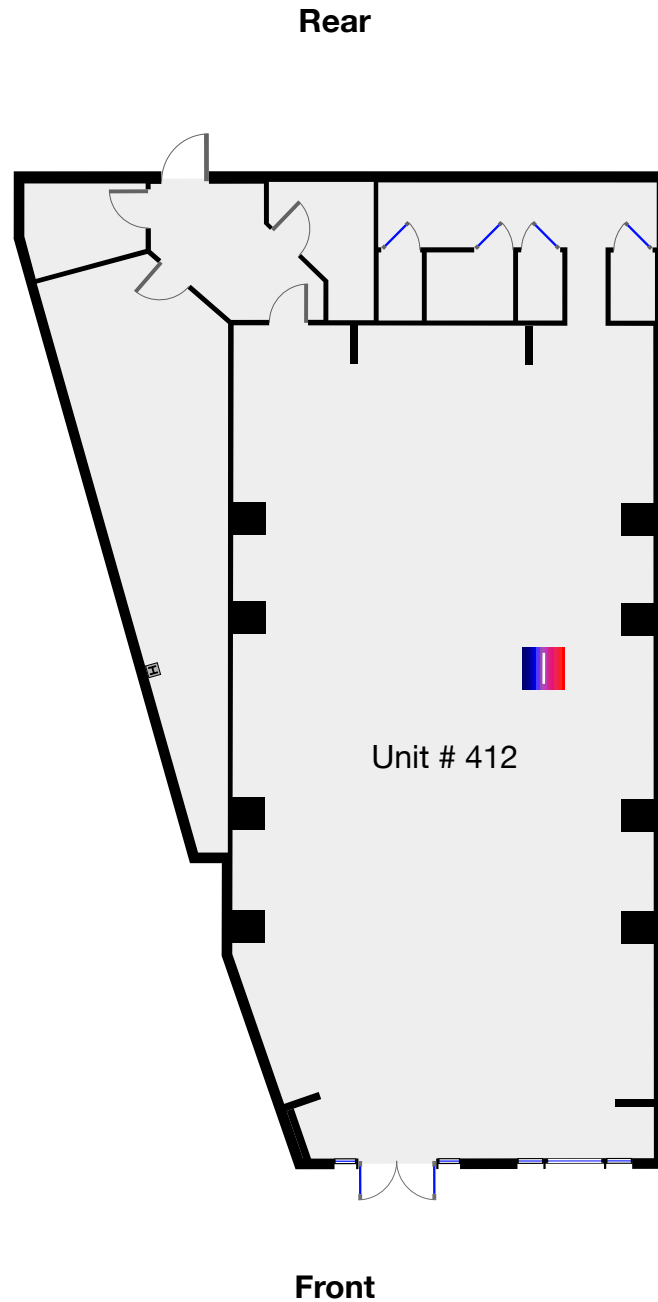
Meter Information	Reference	Meter
	 Electric	36374697
	 Gas	3465718
	 Water	70170228

HVAC Units & Information	Unit	Space	Manufacturer	Model	Ton	Serial	Year
	1	412	CARRIER	48HJD012---571--	10	4106G50342	2006

Legend

	Breaker Panel		Fire Extinguisher		Ceiling Fan w/ Light		Fire Sprinkler
	Circular Column		Fire Alarm Pulldown		Rectangular Column		Pocket Door
	Appliance Outlet		Glass Door		Refrigerator		Track Lighting
	Fire Alarm		Handicap Handrail		Roll-Up Door		2-Bulb Fluorescent Lighting
	Drinking Fountain		Roof Hatch		Sink		3-Bulb Fluorescent Lighting
	Door		HVAC Unit		Swing Door		4-Bulb Fluorescent Lighting
	Double Hung Door		Recessed Light		Toilet		Ceiling Air Vent
	Electrical Outlet		Staircase		Can Light		Air Diffuser
	Emergency Light		Water Heater		Urinal		Ceiling Fan w/o Light
	Exit Light		Telephone Panel		Thermostat		Air Handler
	Tankless Water Heater		Window Wall Opening		RJ 45		Fire Alarm Control Panel
	Step Down Transformer		Maintenance Sink		Window		
	Disconnect						

Disclaimer: All items may not show on feature pages.



← Girders →

↑ Joist ↓