



Space Profile for

Unit: #17A

Area: 2470 sq ft

Address

1218 Belk Dr.

Mount Pleasant, SC 29464



4300 West Cypress St., Suite 160

Tampa, FL, 33607

Mount Pleasant Towne Centre



CONTINENTAL REALTY CORPORATION

1427 Clarkview Road,
Suite 500
Baltimore, MD 21209

**Unit # 17A
Ground Floor
2,470 SF**

Gross square footage provided by the customer

**Width
50' - 1"**

**Depth
45' - 10"**

Revisions

Floor Plan
Prepared 04/23/2024
Unit # 17A

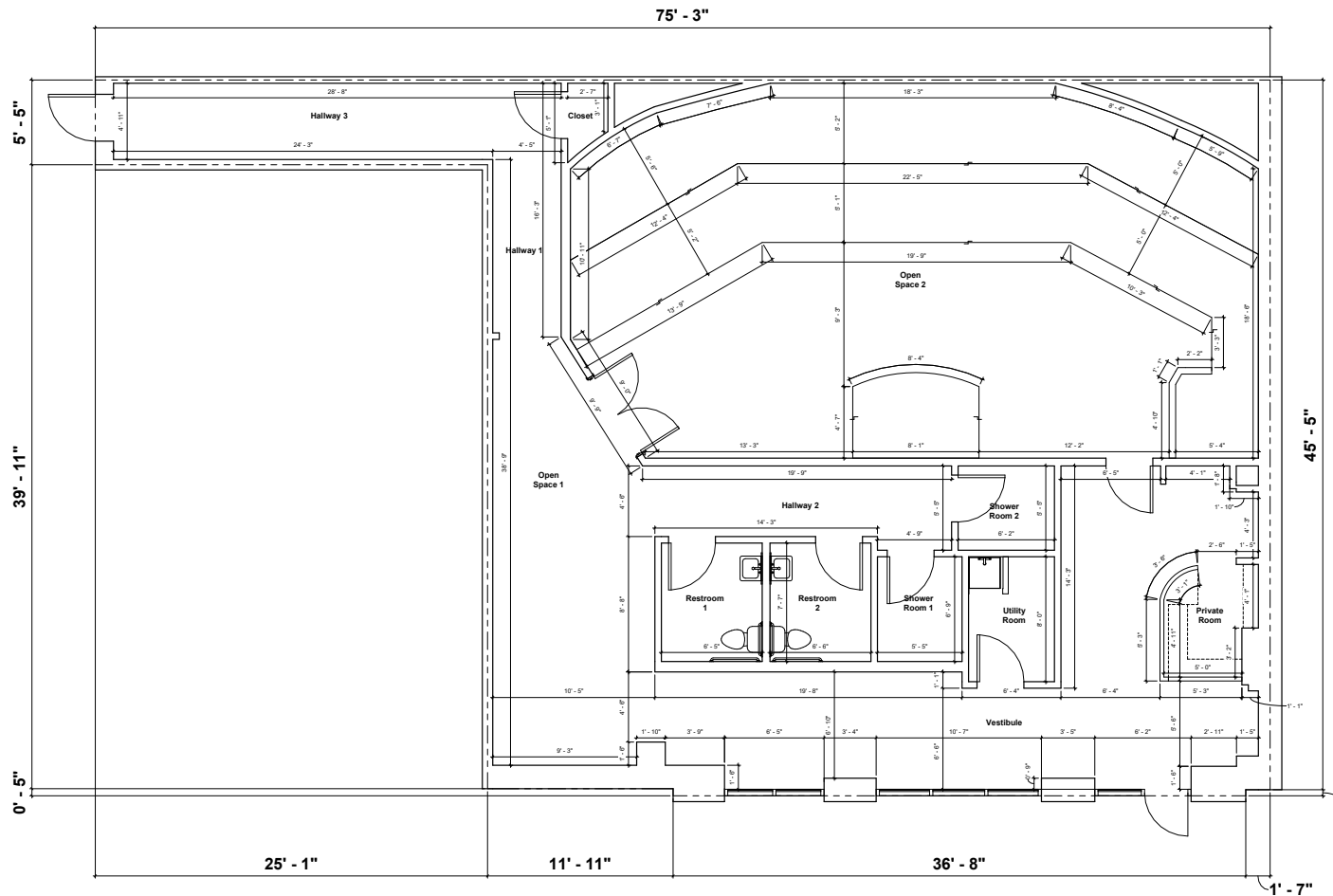
Plans Produced by:
ID PLANS

4300 West Cypress Street,
Suite 160, Tampa, Florida 33607
Phone: (866) 657-2545
idplans.com



Floor plan is for general use and purposes only. ID Plans does not guarantee the accuracy or validity of provided information. Measurements are not intended to be architecturally used for construction purposes or approved as requirements for documents, drawings, or media involving or claiming to be structurally accurate, such as blueprints. The property owner has and reserves the right and responsibility to verify, change or alter the provided information at any time for any reason.

REAR

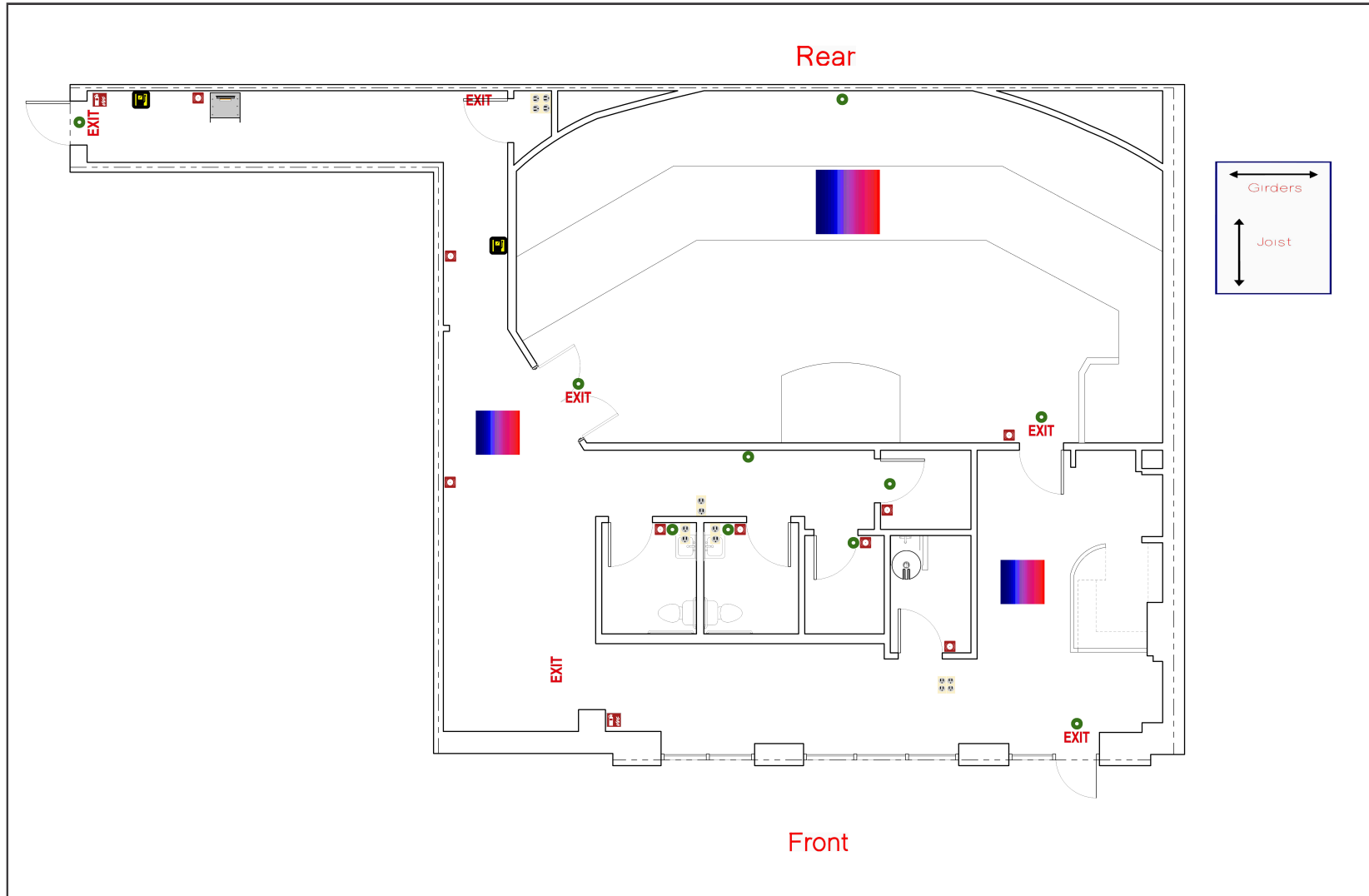


FRONT





























































A1 MAIN FLOOR



Virtual Tour



Legend

	Breaker Panel		Fire Extinguisher		Ceiling Fan w/ Light		Fire Sprinkler
	Circular Column		Fire Alarm Pulldown		Rectangular Column		Pocket Door
	Appliance Outlet		Glass Door		Refrigerator		Track Lighting
	Fire Alarm		Handicap Handrail		Roll-Up Door		2-Bulb Fluorescent Lighting
	Drinking Fountain		Roof Hatch		Sink		3-Bulb Fluorescent Lighting
	Door		HVAC Unit		Swing Door		4-Bulb Fluorescent Lighting
	Double Hung Door		Recessed Light		Toilet		Ceiling Air Vent
	Electrical Outlet		Staircase		Can Light		Air Diffuser
	Emergency Light		Water Heater		Urinal		Ceiling Fan w/o Light
	Exit Light		Telephone Panel		Thermostat		Air Handler
	Tankless Water Heater		Window Wall Opening		RJ 45		Fire Alarm Control Panel
	Step Down Transformer		Maintenance Sink		Window		Tenant Water Meter
	Disconnect		Sub Water Meter		House Gas Meter		Sub Gas Meter
	House Water Meter		Air Handler		House Electric Meter		Tenant Electric Meter
	Tenant Gas Meter		Vertical Fire Riser		Horizontal Fire Riser		
	Sub Electric Meter						



Space Overview

Overview	Actual Square Footage	Measured Depth of Space
	2470 SQFT	45' 10"

Thickness	Front Wall	Rear Wall	Left Wall	Right Wall
	0' 5"	0' 5"	0' 8"	1' 6"

Flooring	Concrete	Carpet	Tile	Other	Unit	Total
		1525.88 SQFT	633.39 SQFT		2470 SQFT	2159.27 SQFT

Ceiling
Information

Height From Floor To Ceiling

Height From Floor To Bottom Of Deck

Height From Floor To Bottom Of Joist

Front: 12' 0" Back: 12' 0"

Front: 21' 6" Back: 22' 1"

Front: 19' 5" Back: 19' 10"

Ceiling
Information
Cont.

Clear Ceiling Height

8' 11"

Mechanical

HVAC	Reference	Manufacturer	Model	Serial	Tonnage	Year	Notes
	1	CARRIER	50TC-D08E2P6A0F1A0	0317P87966	7.5	2017	
	2	CARRIER	50TC-D08E2P6A0F1A0	0317P87967	7.5	2017	
	3	CARRIER	50TC-D08A2P6A0F1A0	0317P30556	7.5	2017	

Not Present	No HVAC	No AHU (Air Handler)
	No	Yes

Electric

Disconnect	Reference	Amps	Location	UL Number	Manufacturer	Handle or Breaker	Notes
	1	200	Rear Exterior	Not Listed	Square D	Handle	

Electric Meter	Reference	Meter #	Location	Amps	Notes
	1	2240667	Left Exterior	200	81498360 The utility company will not confirm the name on account.

Service Panel	Reference	Amps	Service Type	Panel Type	Panel UL Number	Manufacturer	Location	Number of Circuit Breakers	Notes
	1	225	277/480	PRL3A	Not Listed	Eaton	Hallway		Located in Hallway 3
2	225	120/208	PRL2A	Not Listed	Eaton	Hallway		Located in Hallway 1	

Step Down Transformer	Reference	Size (kVA)	Service Type	Location	Notes
	1	Inaccessible	Inaccessible	Hallway	Located in Hallway 3

IDPlans does not provide an Ampacity Report

Plumbing

Not Present	Assets Not Present
	Water Fountains
	Backflows

Water Heater	Reference	Manufacturer	Model	Serial	Gallons	Tank	Tankless	Water Line (in)	Location	Notes
	1	A.O. Smith	DEL-50 110	1708105071197	50	Yes	No	3/4"	Utility Room	

Water Meter	Reference	Meter #	Location	Meter Size	Line Size	Notes
	1	82424029	Front Exterior	5/8 inch	3/4 inch	

Waste

Not Present	Assets Not Present
	Grease Trap
	Grease Container

Fire

Fire Extinguisher	Number of Fire Extinguishers	Notes
	2	

Not Present	Assets Not Present	
	Fire Alarm Control Panel	

Sprinkler Heads	Sprinkler Heads Present	Riser Located in Space	Additional Information
	26	No	

Gas

Not Present	Assets Not Present
	Gas Meter

Room

Restroom	Unit	Description
	Restroom 2	
Restroom 1		