

NEARBY RETAILERS



- 1,555 SF end-cap available at surface parked Weis Grocery anchored shopping center
- Monument signage available fronting Russell Avenue (9,794 VPD)
- Directly across the street from Costco
- Accessible from I-270 and MD-355



TALBOT CENTER | 841-861 RUSSEL AVE

GAITHERSBURG, MD 20879

CONTACT US

301.657.7330

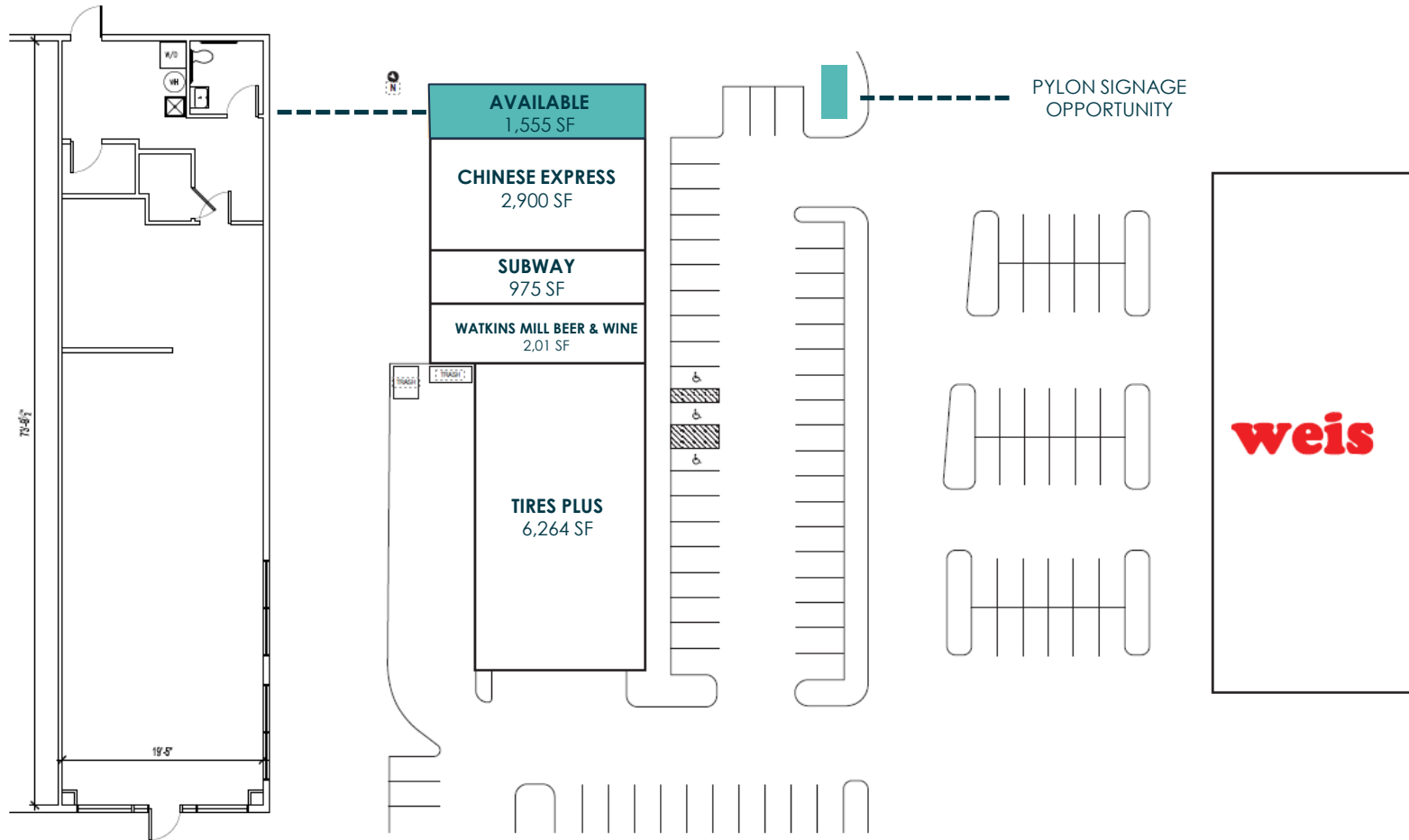
leasing@willardretail.com

willardretail.com



SITE PLAN

RUSSELL AVE – 9,794 VPD



TALBOT CENTER | 841-861 RUSSEL AVE

GAITHERSBURG, MD 20879

CONTACT US

301.657.7330

leasing@willardretail.com

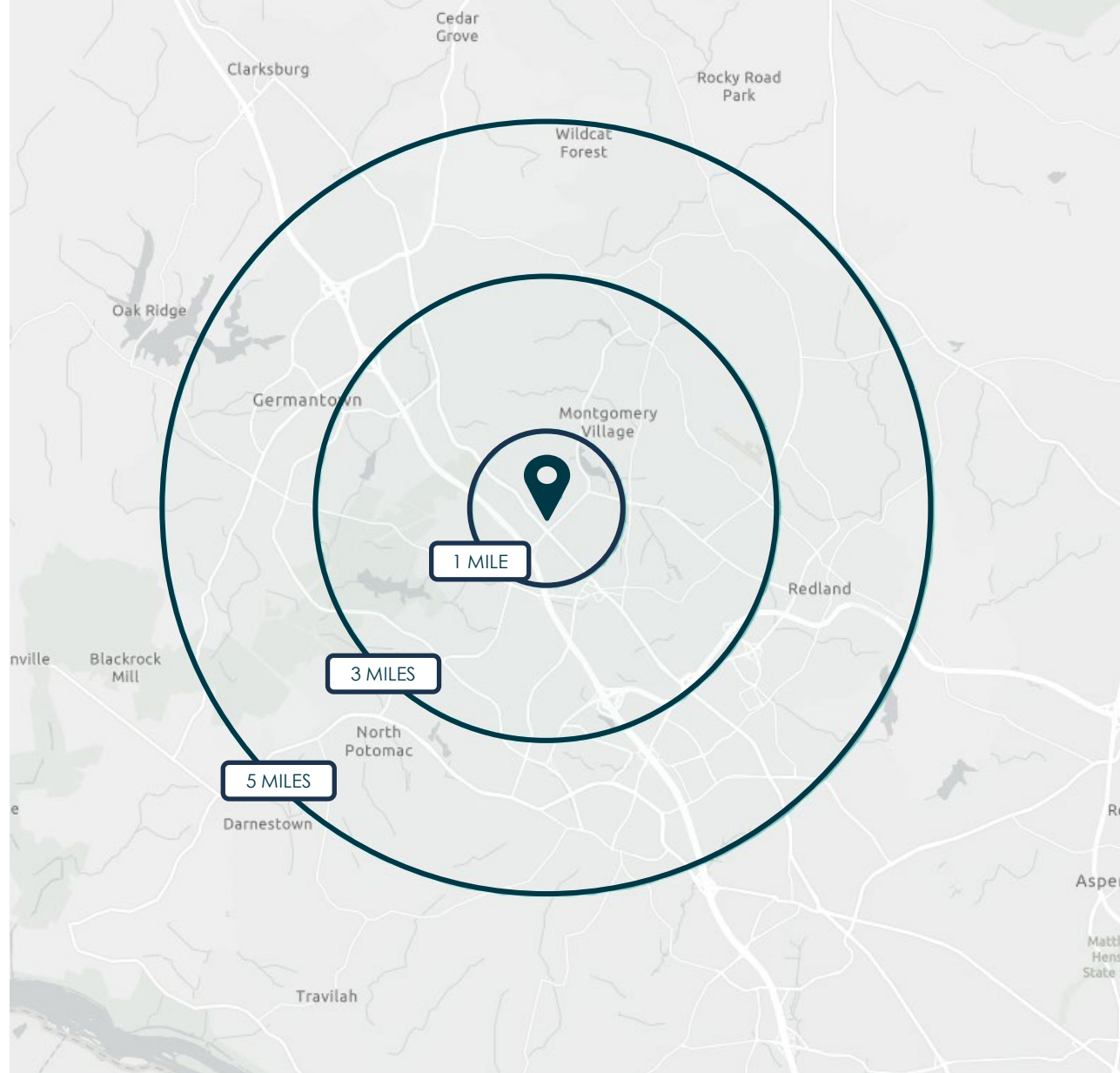
willardretail.com



LOCATION

DEMOGRAPHICS

| 1 Mile | 3 Miles | 5 Miles |
|---------------------------------------|-----------|-----------|
| 27,503 <i>Population</i> | 147,263 | 295,460 |
| 8,850 <i>Households</i> | 55,596 | 108,485 |
| \$108,518 <i>Average HH Income</i> | \$133,374 | \$155,275 |
| 37.2 <i>Median Age</i> | 38.5 | 39.8 |



TALBOT CENTER | 841-861 RUSSEL AVE

GAITHERSBURG, MD 20879

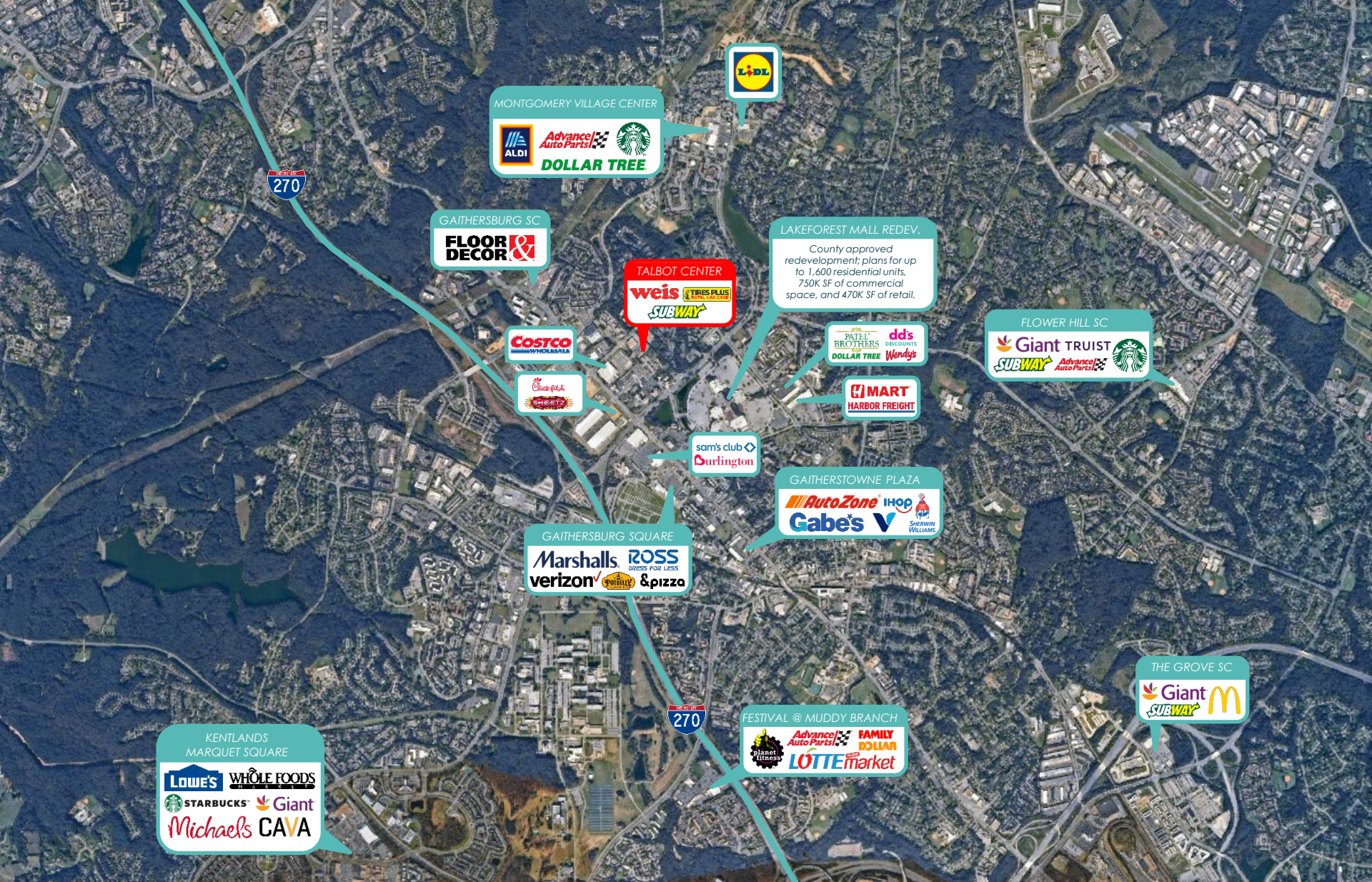
CONTACT US

301.657.7330

leasing@willardretail.com

willardretail.com





TALBOT CENTER | 841-861 RUSSEL AVE

GAITHERSBURG, MD 20879

CONTACT US

301.657.7330

leasing@willardretail.com

willardretail.com





WILLARD

WILLARDRETAIL.COM

4800 Hampden Lane | Suite 800 | Bethesda, MD 20814

301.657.7330