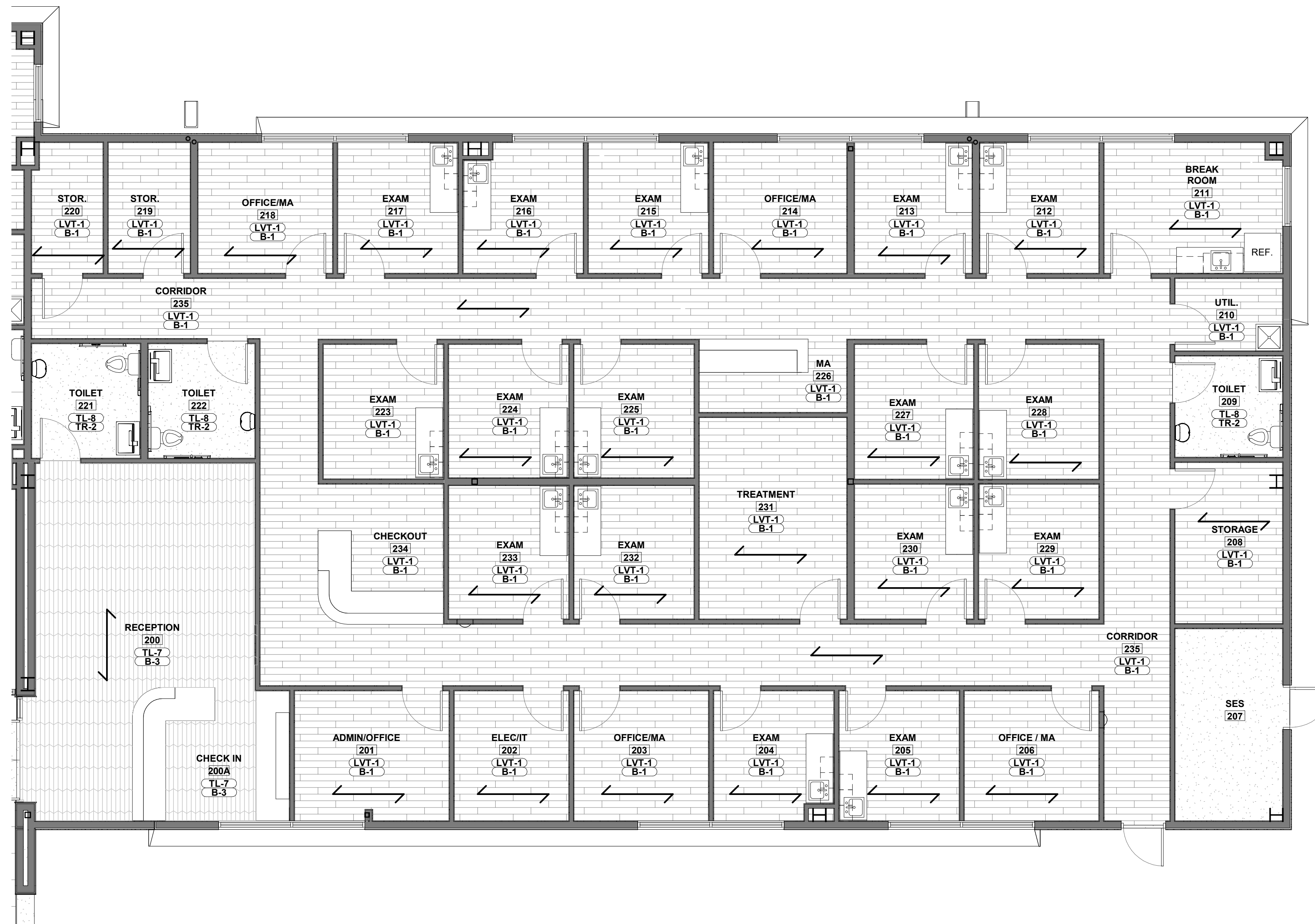


**FINISH SCHEDULE**

NAME	DESCRIPTION	MANUFACTURER	MANUFACTURER CONTACT	STYLE / COLOR / ETC.	SIZE	INSTALLATION NOTES	LOCATION
B-1	RUBBER BASE	JOHNSONITE		BURNT UMBER B	4" H		TYP., UNO
B-2	METAL BASE	WILSONART		SATIN BRUSHED GOLD ALUMINUM 6258 6258	4" H		
B-3	TILE	FACINGS OF AMERICA	HOLLY CONRAD / 402.510.2678 / HCONRAD@FACINGSOFAMERICA.COM	WW-CALACATA CHEVRON	4" H	INSTALL TR-3 AS TOP CAP	
CL-1	SUSPENDED CEILING	USG DESIGN SOLUTIONS	KARI LEMON / 602.463.4931 / KLEMON@USG.COM	PLANX UNIVERSAL / TIMBRE 4197 ROASTED CHESTNUT / 4" INTEGRAL REVEAL PANELS		INSTALL COMPASSO ELITE SUSPENSION TRIM SYSTEM AROUND THE PERIMETER AT THE INTERIOR CEILINGS (FINISH: FLAT BLACK 205 / 4" H)	
LVT-1	LUXURY VINYL TILE	BENTLEY	JENNY ARMSTRONG / JENNY.ARMSTRONG@BENTLEYMILLS.COM	MEMORY / FOURSQUARE 801984	9" X 48"	INSTALL MENTHOD: 1/3 RUNNING BOND	
PLM-1	PLASTIC LAMINATE	WILSONART		DESIGNER WHITE D354K-01 / GLOSS FINISH		SCRATCH RESISTANT	SEE INTERIOR ELEVATIONS
PLM-2	PLASTIC LAMINATE	FENIX		GRIGIO LONDRA J0718			SEE INTERIOR ELEVATIONS
PT-1	PAINT	SHERWIN WILLIAMS		SW 7094 SNOWBOUND			OPEN CEILING PAINT/ DOOR TRIM
PT-2	PAINT	SHERWIN WILLIAMS		SW 7069 IRON ORE			SEE INTERIOR ELEVATIONS
QZ-1	QUARTZ	CAMBRIA	HOLLY REVENIG / 602-550-8557 / HOLLY.REVENIG@CAMBRIAUSA.COM	ANNICCA			SEE INTERIOR ELEVATIONS
QZ-2	QUARTZ	CAMBRIA	HOLLY REVENIG / 602-550-8557 / HOLLY.REVENIG@CAMBRIAUSA.COM	WOODCROFT			SEE INTERIOR ELEVATIONS
SS-1	SOLID SURFACE	WILSONART		FROSTY WHITE 1573SL			SEE INTERIOR ELEVATIONS
TL-1	TILE	FACINGS OF AMERICA	HOLLY CONRAD / 402.510.2678 / HCONRAD@FACINGSOFAMERICA.COM	TWIN PEAKS / GREY TP LOW MATTE	3" X 12"	GROUT: TBD / JOINT SIZE: 1/8" / INSTALLATION METHOD: HORIZONTAL STACKED	RESTROOM WAINSCOT ALL WALLS
TL-2	ACCENT TILE	FACINGS OF AMERICA	HOLLY CONRAD / 402.510.2678 / HCONRAD@FACINGSOFAMERICA.COM	BORRIANA / GLOSSY GREEN	3" X 12"	GROUT: TBD / JOINT SIZE: 1/8" / INSTALLATION METHOD: VERTICAL STACKED	RECEPTION DESK FRONT/ SEE ELEVATIONS
TL-3	ACCENT TILE - SLAB	DALTILE	JENNA LASSEN / 480.818.2269 / JENNA.LASSEN@DAL.TILE.COM	ANTHRACITE CM85	63" X 126"	GROUT: TBD / JOINT SIZE: 1/8" / INSTALLATION METHOD: SEE INTERIOR ELEVATIONS	SEE INTERIOR ELEVATIONS
TL-4	ACCENT TILE	CONCEPT SURFACES	JOSEPH KLUGER / 602-621.9883 / JOSEPHK@CONCEPTSURFACES.COM	SALLY DARK	12" X 12"	GROUT: TBD / JOINT SIZE: 1/8" / INSTALLATION METHOD: MONOLITHIC	SEE INTERIOR ELEVATIONS
TL-5	ACCENT TILE	CONCEPT SURFACES	JOSEPH KLUGER / 602-621.9883 / JOSEPHK@CONCEPTSURFACES.COM	TOKYO / LEMON SORBET	1" X 6"	GROUT: TBD / JOINT SIZE: 1/8" / INSTALLATION METHOD: MONOLITHIC	
TL-6	EXTERIOR TILE	CONCEPT SURFACES	JOSEPH KLUGER / 602-621.9883 / JOSEPHK@CONCEPTSURFACES.COM	CHAMOMILE BEIGE	24" X 48"	GROUT: TBD / JOINT SIZE: 1/8" / INSTALLATION METHOD: 1/3 OFFSET PATTERN	SEE EXTERIOR ELEVATION FOR LAYOUT
TL-7	TILE	FACINGS OF AMERICA	HOLLY CONRAD / 402.510.2678 / HCONRAD@FACINGSOFAMERICA.COM	WW-CALACATA CHEVRON	4" X 20"	GROUT: TBD / JOINT SIZE: 1/8" / INSTALLATION METHOD: STACKED BOND	SEE FINISH PLAN FOR LAYOUT
TL-8	TILE	EMSER TILE	MATT VAN DEN BERG / 480.521.0494 / MATTVANDENBERG@EMSER.COM	TERRAMOR / NERO / HONED	47" X 47"	GROUT: TBD / JOINT SIZE: 1/8" / INSTALLATION METHOD: STACKED BOND	RESTROOM FLOOR TILE; SEE FINISH PLAN FOR LAYOUT
TR-1	TRIM	SCHLUTER SYSTEMS		JOLLY EDGE TRIM 3/8" ALUM BRUSH GRAPHITE	3/8"		
TR-2	TRIM	SCHLUTER SYSTEMS		DILEX-AHK COVE BASE 3/8" ALUM BRUSH GRAPHITE	3/8"		
TR-3	TRIM	SCHLUTER SYSTEMS		JOLLY EDGE TRIM 3/8" ALUM MATTE WHITE	3/8"		
WC-1	WALLCOVERING	MOMENTUM	SHERRI BRILES / 602.469.0552 / SBRILES@MOMTEX.COM	SANTA BARBARA SUMMERLAND SAND			RESTROOM WALLS ABOVE WAINSCOT TILE ALL WALLS

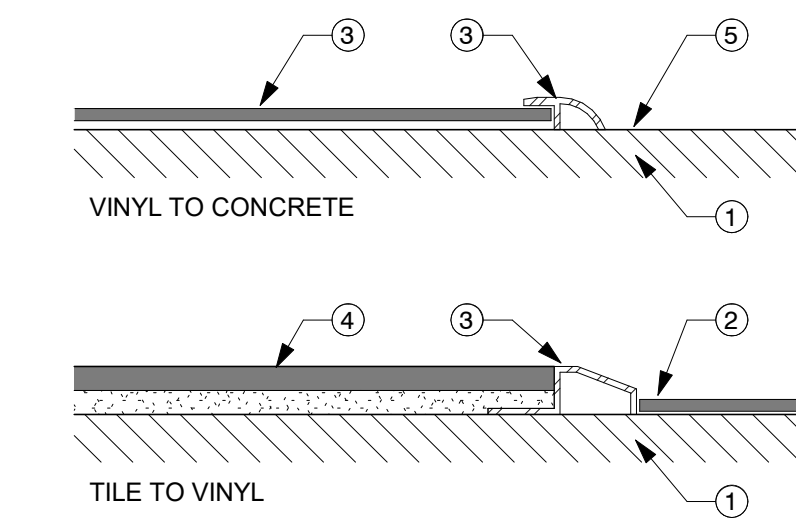


**1 SUITE 2 FINISH PLAN**  
3/16" = 1'-0"

**FINISHES GENERAL NOTES**

- A. ALL FINISHES TO BE FINALIZED BY TENANT AND ARE TO COMPLY WITH IBC 2018 CHAPTER 8 REQUIREMENTS. REFER TO COVER SHEET FOR CODE DATA.
- B. GC TO COORDINATE AND SUPPLY ARCHITECT WITH SAMPLES OF ALL FINISHES FOR APPROVAL PRIOR TO FINAL ORDER OR INSTALLATION.
- C. ALL INTERIOR FINISH AND TRIM TO MEET OR EXCEED CLASS B FLAME SPREAD, 26-75 AND SMOKE DEVELOPMENT RATING LESS THAN 450, COMPLY WITH THE DOC FF-1 "PILL TEST" AND ALL OTHER APPLICABLE CODES OR BUILDING STANDARDS.
- D. ALL DRYWALL PARTITIONS TO BE SMOOTH WALL, LEVEL 5 FINISH, PAINTED PT-1, U.N.O.
- E. ALL PARTITIONS RECEIVING PAINT TO RECEIVE COMPLETE PRIMER COAT PRIOR TO FINISH PAINT COATS.
- F. ALL PAINTED SURFACES TO RECEIVE TWO COATS OF THE FOLLOWING FINISHES:
  1. GWB VERTICAL WALL SURFACES- EGGSHELL
  2. GWB CEILINGS, SOFFITS, BULKHEADS- EGGSHELL
  3. HOLLOW METAL SURFACES- SEMI-GLOSS
  4. PAINTED WOOD SURFACES- SEMI-GLOSS
  5. OPEN CEILING- FLAT
- G. REFER TO REFLECTED CEILING PLAN GENERAL NOTES FOR ALL ELECTRICAL AND COMMUNICATION DEVICE COLORS. IF THERE ARE DISCREPANCIES BETWEEN THE ELECTRICAL CUT SHEETS AND THE ARCHITECT'S SPECIFICATIONS, GC TO CLARIFY WITH ARCHITECT PRIOR TO FIXTURES BEING ORDERED.
- H. ALL FLOORING TRANSITIONS TO OCCUR AT CENTERLINE OF DOOR, U.N.O.
- I. ALL HARD SURFACE FLOORING MUST MEET OR EXCEED A WET COEFFICIENT OF FRICTION OF 0.6 PER ADA REGULATIONS.
- J. GENERAL CONTRACTOR TO PROVIDE AND INSTALL SCHEDULED FLOORING FROM PARTITION TO PARTITION AND UNDER MILLWORK, U.N.O. TRANSITIONS TO BE IN COMPLIANCE WITH ACCESSIBILITY DETAILS SHEET (A-001).
- K. ALL TILE AND GROUT TO BE SEALED AS NECESSARY PER MANUFACTURER RECOMMENDATIONS.
- L. GC TO PROVIDE NOT LESS THAN 10% EXTRA STOCK OF ALL FINISH MATERIALS TO OWNER.

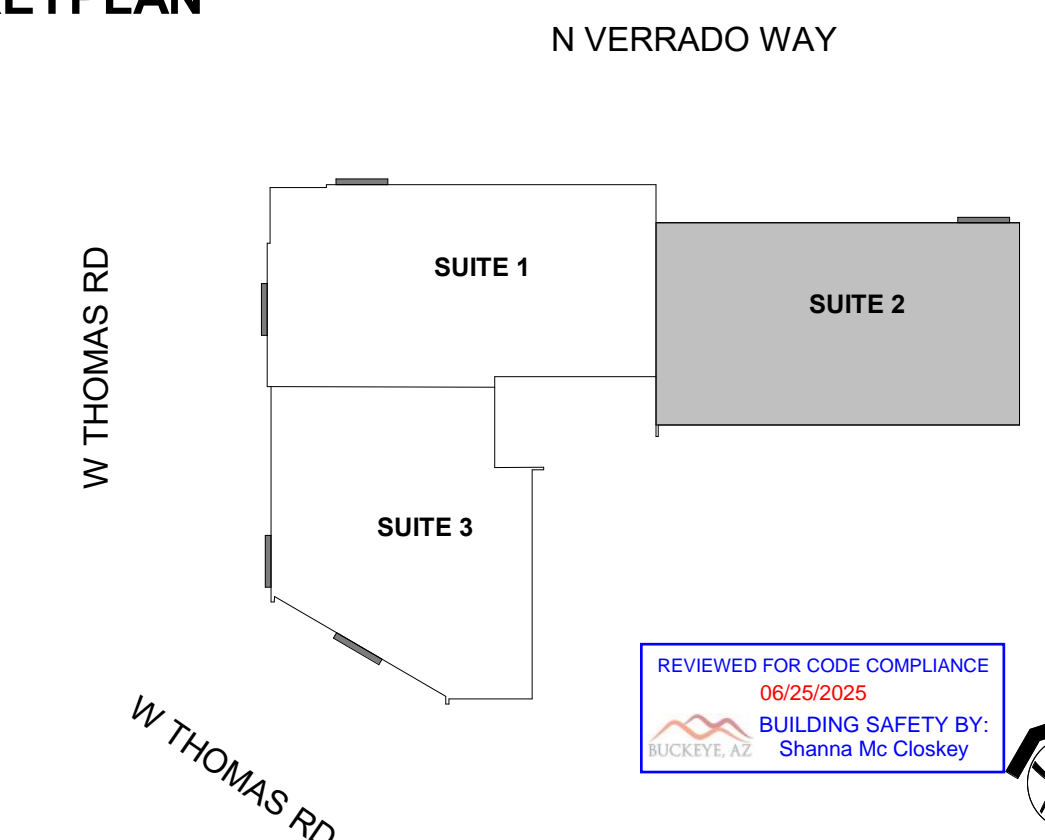
**FLOORING TRANSITIONS**



- KEYNOTES:
1. SUBSTRATE (VARIES)
  2. VINYL TILE
  3. CONTINUOUS METAL TRANSITION STRIP AS SHOWN.
  4. TILE
  5. FINISHED CONCRETE

- GENERAL NOTES:
- A. TRANSITION STRIPS COLOR SHALL MATCH THROUGHOUT THE PROJECT
  - B. COORDINATE TRANSITION STRIP HEIGHTS/SLOPE WITH MATERIALS USED
  - C. VERIFY FLOORING INSTALLATION METHODS TO BE UTILIZED ON THE PROJECT. COORDINATE INSTALLATION SEQUENCE.
  - D. AT CONTRACTOR'S OPTION, AT WOOD FLOORING INSTALLATIONS, USE WOOD TRANSITIONS OF MATCHING FINISH IN PLACE OF METAL STRIPS.

**KEYPLAN**



RECEIVED  
6/20/2025

CITY OF BUCKEYE by: BS  
BUILDING SAFETY

BLDC-25-0107 - SHELL  
BLDC-25-0108 - TI STE 2  
BLDC-25-0109 - TI STE 1

REVIEWED FOR CODE COMPLIANCE  
06/25/2025  
BUILDING SAFETY BY:  
Shanna Mc Closkey



REGENCY AT VERRADO  
SHELL BUILDING AND INTERIOR TI  
SC @ W. THOMAS RD. AND N. VERRADO WAY  
BUCKEYE, AZ 85396

REV	DATE	DESCRIPTION

PROJECT NUMBER: 23-066  
ISSUE DATE: 03/14/2025  
SHEET TITLE: SUITE 2 FINISH PLAN  
SHEET NUMBER: A-221