



# Logan Square

3222 S Martin Luther King Jr. Blvd  
Lansing, Michigan 48910

## Property Highlights

- Located at the busy corner of Martin Luther King Jr. Blvd and Holmes Rd
- Just south of I496 and Downtown Lansing
- Suites available from 1,000 sf up to 35,000 sf
- Join Great Giant Supermarket, Youngs Beauty, Dollar Tree, Subway, H&R Block and more
- Affordable lease rates
- Plenty of available parking
- Onsite maintenance & security

## Offering Summary

Lease Rate:	\$5.00 - 13.00 SF/yr (NNN)
Building Size:	277,802 SF
Available SF:	1,000 - 35,000 SF
Lot Size:	28.43 Acres

## For More Information



### Scott Adams

Commercial Advisor

O: 517 487 9222 | C: 517 881 5308

sadams@naimidmichigan.com

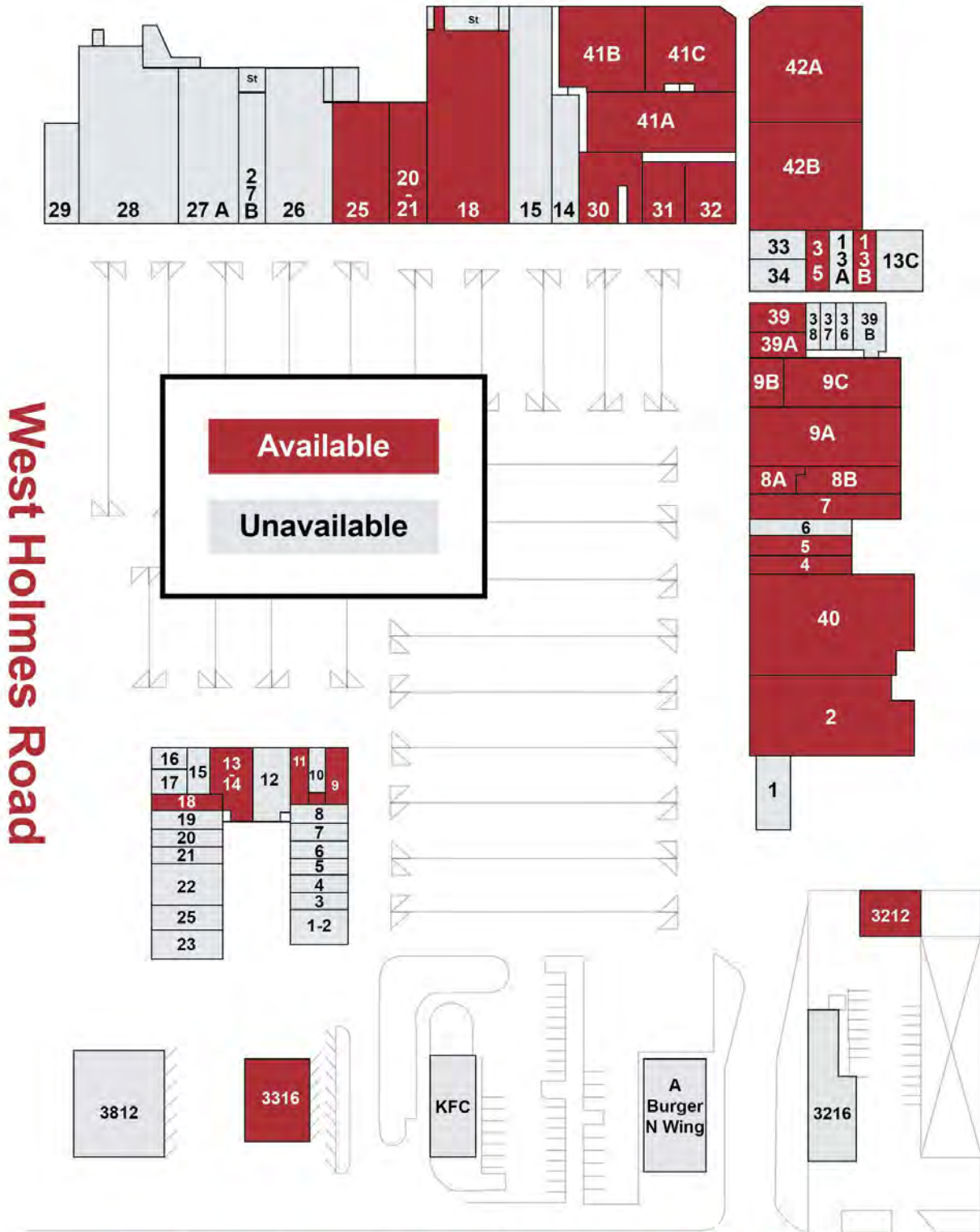
## For Lease

1,000 - 35,000 SF | \$5.00 - 12.00 SF/yr  
Retail Space



NO WARRANTY OR REPRESENTATION, EXPRESS OR IMPLIED, IS MADE AS TO THE ACCURACY OF THE INFORMATION CONTAINED HEREIN, AND THE SAME IS SUBMITTED SUBJECT TO ERRORS, OMISSIONS, CHANGE OF PRICE, RENTAL OR OTHER CONDITIONS, PRIOR SALE, LEASE OR FINANCING, OR WITHDRAWAL WITHOUT NOTICE, AND OF ANY SPECIAL LISTING CONDITIONS IMPOSED BY OUR PRINCIPALS NO WARRANTIES OR REPRESENTATIONS ARE MADE AS TO THE CONDITION OF THE PROPERTY OR ANY HAZARDS CONTAINED THEREIN ARE INTENDED TO BE IMPLIED

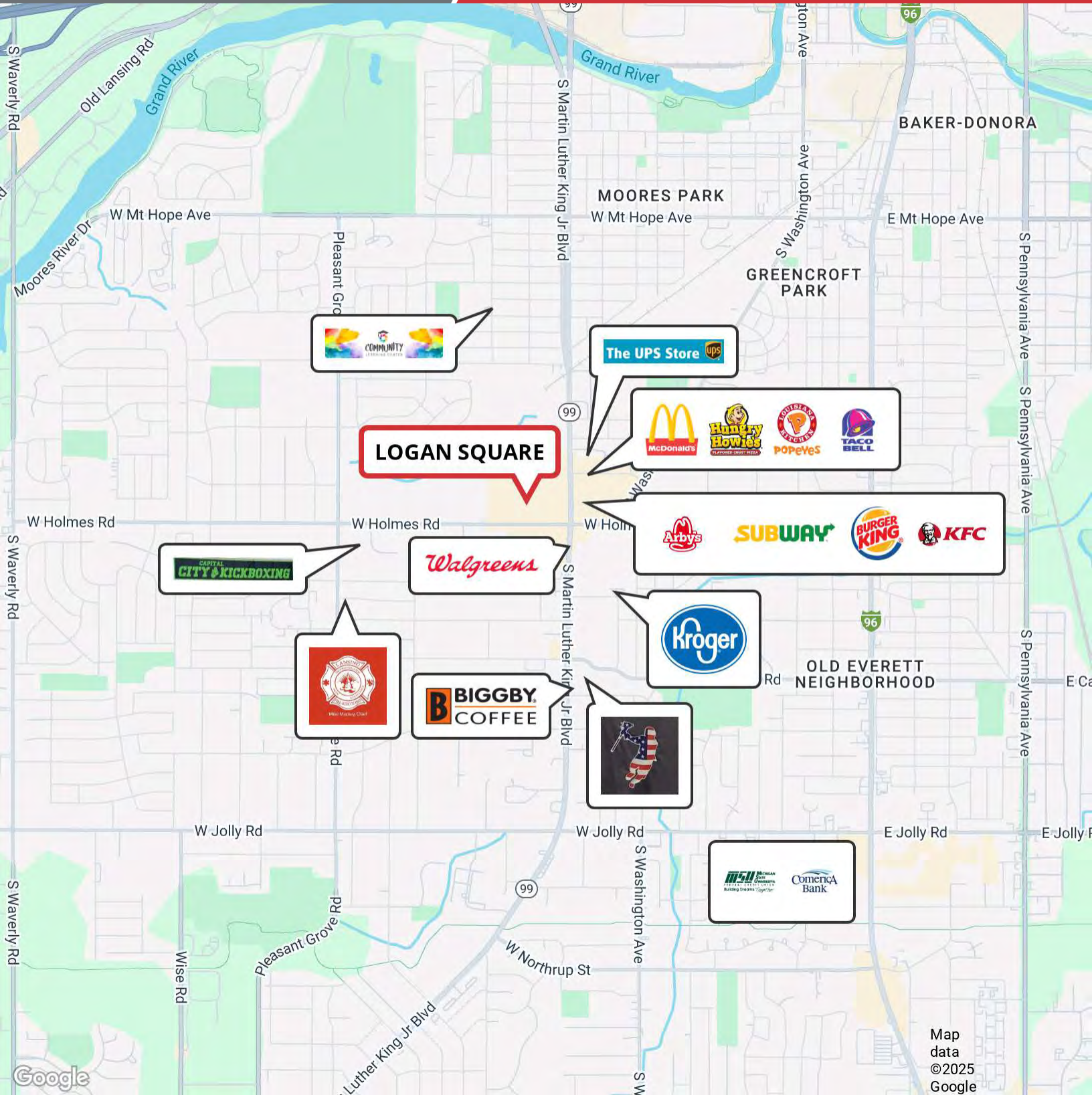
2149 Jolly Road, Suite 200  
Okemos, MI 48864  
517 487 9222 tel  
naimidmichigan.com

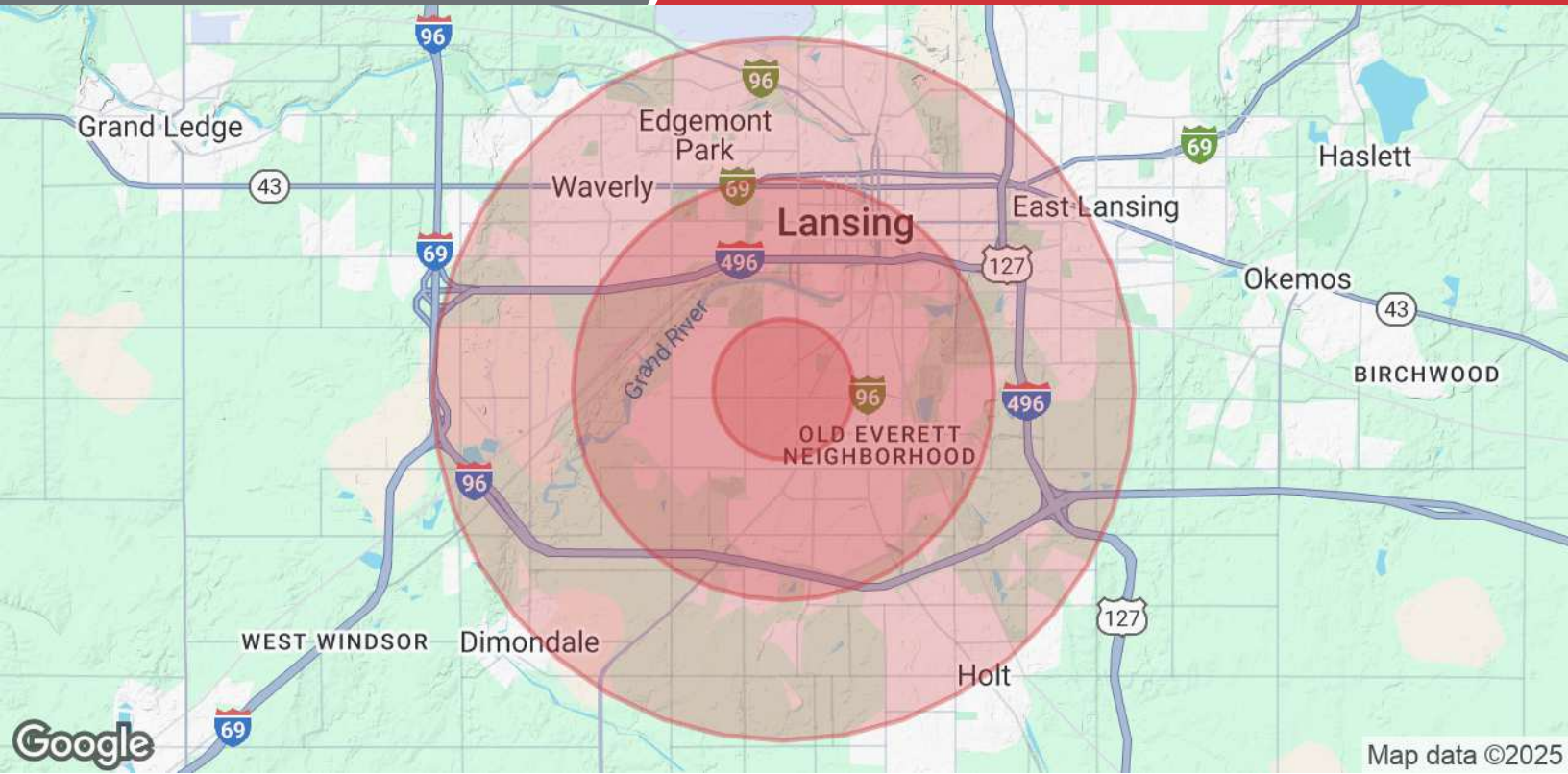


**S. Martin Luther King Jr. Boulevard**

### Available Spaces

Suite	Size (SF)	Lease Rate
■ 3212 S Martin Luther King Jr Blvd	2,000 SF	\$5.00 SF/yr
■ 3316 S Martin Luther King Jr Blvd	2,878 SF	\$12.00 SF/yr
■ 1122 W. Holmes - Suite 9	1,200 SF	\$12.00 SF/yr
■ 1122 W. Holmes - Suite 11	1,200 SF	\$12.00 SF/yr
■ 1122 W. Holmes - Suite 18	1,600 SF	\$1,733 per month
■ 3222 S Martin Luther King Jr Blvd - Suite 2	15,539 SF	\$6.00 SF/yr
■ 3222 S Martin Luther King Jr Blvd - Suite 4	3,000 SF	\$10.00 SF/yr
■ 3222 S Martin Luther King Jr Blvd - Suite 5	2,222 SF	\$5.00 SF/yr
■ 3222 S Martin Luther King Jr Blvd - Suite 7	6,404 SF	\$8.00 SF/yr
■ 3222 S Martin Luther King Jr Blvd - Suite 8A	1,822 SF	\$10.00 SF/yr
■ 3222 S Martin Luther King Jr Blvd - Suite 8B	2,544 SF	\$8.00 SF/yr
■ 3222 S Martin Luther King Jr Blvd - Suite 9A	14,722 - 27,638 SF	\$6.00 SF/yr
■ 3222 S Martin Luther King Jr Blvd - Suite 9B	2,000 - 6,822 SF	\$10.00 SF/yr
■ 3222 S Martin Luther King Jr Blvd - Suite 9C	8,322 SF	\$6.00 SF/yr
■ 3222 S Martin Luther King Jr Blvd - Suite 13B	1,000 SF	\$12.00 SF/yr
■ 3222 S Martin Luther King Jr Blvd - Suite 18	13,911 SF	\$6.00 SF/yr
■ 3222 S Martin Luther King Jr Blvd - Suite 20-21	4,420 SF	\$8.00 SF/yr
■ 3222 S Martin Luther King Jr Blvd - Suite 25	7,875 SF	\$8.00 SF/yr
■ 3222 S Martin Luther King Jr Blvd - Suite 30	3,300 SF	\$8.00 SF/yr
■ 3222 S Martin Luther King Jr Blvd - Suite 31	2,567 SF	\$8.00 SF/yr
■ 3222 S Martin Luther King Jr Blvd - Suite 32	3,983 SF	\$10.00 SF/yr
■ 3222 S Martin Luther King Jr Blvd - Suite 35	1,000 SF	\$6.00 SF/yr
■ 3222 S Martin Luther King Jr Blvd - Suite 39	1,845 SF	\$12.00 SF/yr
■ 3222 S Martin Luther King Jr Blvd - Suite 39A	2,000 SF	\$10.00 SF/yr
■ 3222 S Martin Luther King Jr Blvd - Suite 40	21,920 SF	\$6.00 SF/yr
■ 3222 S Martin Luther King Jr Blvd - Suite 41A	5,258 SF	\$8.00 SF/yr
■ 3222 S Martin Luther King Jr Blvd - Suite 41B	6,773 SF	\$8.00 SF/yr
■ 3222 S Martin Luther King Jr Blvd - Suite 41C	6,774 SF	\$8.00 SF/yr
■ 3222 S Martin Luther King Jr Blvd - Suite 42A	10,532 SF	\$6.00 SF/yr
■ 3222 S Martin Luther King Jr Blvd - Suite 42B	10,533 SF	\$6.00 SF/yr





<b>Population</b>	<b>1 Mile</b>	<b>3 Miles</b>	<b>5 Miles</b>
Total Population	12,064	87,844	170,442
Average Age	40	39	38
Average Age (Male)	39	37	37
Average Age (Female)	41	40	39
<b>Households &amp; Income</b>	<b>1 Mile</b>	<b>3 Miles</b>	<b>5 Miles</b>
Total Households	5,479	38,679	71,964
# of Persons per HH	2.2	2.3	2.4
Average HH Income	\$60,346	\$64,944	\$73,694
Average House Value	\$131,235	\$143,918	\$159,355

Demographics data derived from AlphaMap