

SYMBOL	SIZE	TYPE	FRAME	DR/TRIM FIN	HDWR	NOTES
①	PAIR 3'0"x7'0"	A	EX. GLAZING SYSTEM	EXISTING	1	EXISTING ENTRY DOORS
②	3'0"x7'0"	D	HOLLOW METAL	PT2	4	EXISTING SERVICE DOOR
③	3'0"x7'0"	C	HOLLOW METAL	PT2	3	STOCK ROOM DOOR
④	3'0"x7'0"	B	HOLLOW METAL	PT2	2	TOILET ROOM DOOR

SYMBOL	DESCRIPTION	MANF.	MODEL NUMBER	COMMENTS
▽	LED TRACK MTD HEAD	JUNO	SP31425-3K-N-WH	TRACK HEAD - SEE LIGHTING PLAN FOR LAYOUT
—	SURF MTD TRACK W/CONNECTIONS	JUNO	T2WH, T4WH, T6WH, T8WH	TRACK FOR "A" HEADS
●	6" LED RECESSED DOWNLIGHT	JUNO	L6-23301-G2/L600P-CL/HB-TL	RECESSED DOWNLIGHTING. 'B-NL' = NIGHT LIGHTING FIXTURE, 'B-EM' = EMERGENCY LIGHTING FIXTURE, RECESSED DOWNLIGHTING WITH FACTORY INSTALLED 7W/300mA EMERGENCY BATTERY BACK UP
○	4" LED RECESSED ADJUSTABLE DOWNLIGHT	JUNO	IC1ALEDG4-6-1-ADJ-NFL + 440LEDG4-3K-6-WH-T1R-2-NFL	RECESSED DOWNLIGHTING
≡	FLUORESCENT W/ LENS SURFACE MOUNTED	METALUX	WN-232A-UNV-EB81-ULAMP: (2) GEF32T8SP30/ECO	STORAGE ROOM
☐	EMERGENCY LIGHT	EXITRONIX	LL50-H	UNIVERSAL EMERGENCY LIGHT
⊗	EXIT SIGN	EXITRONIX	VEX-U-BP-WB-WH	UNIVERSAL LED EXIT SIGN - WHITE DETERMINE NO. OF FACES PER PLAN
○	PENDANT LIGHT	ILLUMINATED LIGHTPANELS	TBD	DECORATIVE PENDANT LIGHT TO BE PROVIDED BY SC

HARDWARE GROUPS:

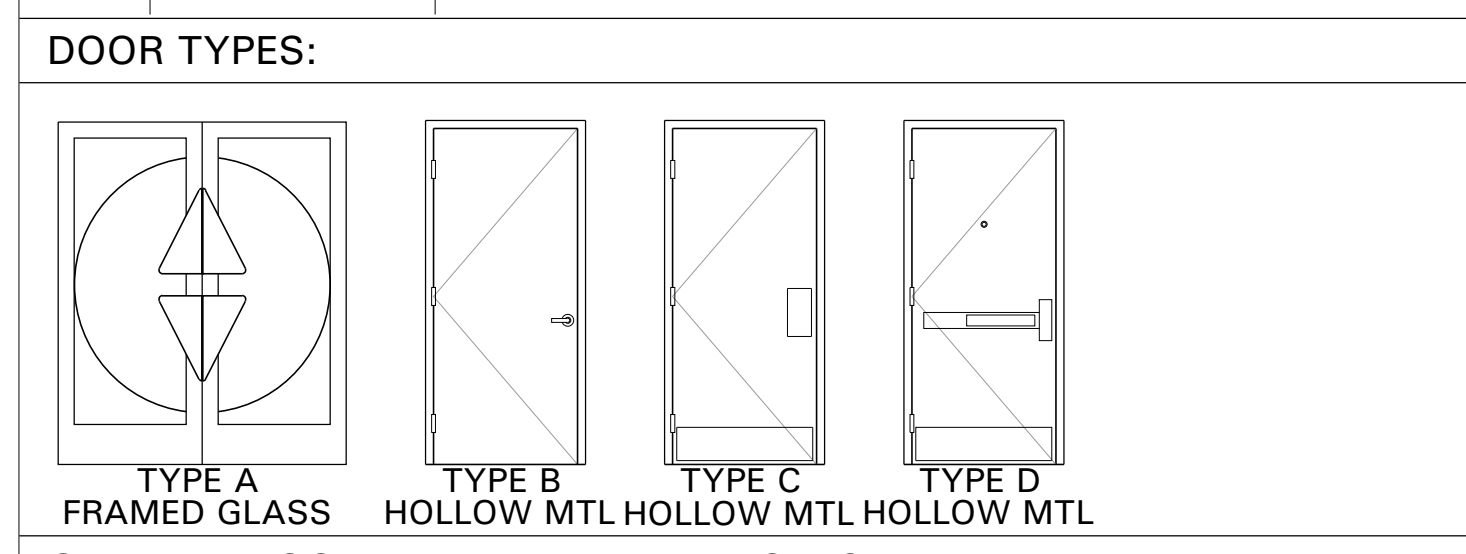
GROUP 1
 BUTTS: EXISTING TO REMAIN
 PULL SET: CUSTOM PULLS, INSTALLED BY GC
 LOCK: "BEST LOCK" 7PIN CYLINDER
 MISC: THRESHOLD AND WEATHER STRIP INTEGRAL TO SYSTEM. DECAL W/ 1" MIN. HIGH LETTERING "DOOR TO REMAIN UNLOCKED WHEN BUILDING IS OCCUPIED."

GROUP 2
 BUTTS: 11/2 PAIR, 4 1/2" BALDWIN 1046 BUTTON TIP 264 FINISH
 PRIVACY SET: SCHLAGE A-SERIES LEVON (LEVER HANDLE) A40 626 FINISH
 CLOSER: LCN 4020 PUSH SIDE OR 4020T PULL SIDE (SIDE OF DOOR OPPOSITE FROM SALES AREA), ALUMINUM FINISH
 STOP: BALDWIN 4000 264 FINISH

GROUP 3
 BUTTS: 1 1/2 PAIR, 4 1/2" BALDWIN 1046 BUTTON TIP 264 FINISH
 PUSH/PULL SET: IVES 8103-8-US28-H PULL, 8200-5-US28-6X12 PUSH PLATE
 CLOSER: LCN 4020 PUSH SIDE OR 4020T PULL SIDE (SIDE OF DOOR OPPOSITE FROM SALES AREA) ALUMINUM FINISH
 KICK PLATE: IVES 8400-US28-8X32-B4ECS PUSH SIDE
 STOP: BALDWIN 4000 264 FINISH

GROUP 4
 BUTTS: EXISTING TO REMAIN
 EXIT DEVICE: EXISTING TO REMAIN OR VON DUPRIN 98-EO-ALK-3-US26D
 LOCK: "EMERGENCY EXIT ONLY ALARM WILL SOUND" DECAL
 KICKPLATE: "BEST LOCK" 7PIN CYLINDER
 CLOSER: EXISTING TO REMAIN OR IVES 8400-US28-8X32-B4ECS
 EXISTING TO REMAIN OR LCN 4020 PUSH SIDE

SYMBOL	ID	DESCRIPTION	FIXTURE MFR	MODEL NUMBER	MAX. WATTAGE	COMMENTS
▽	A	LED TRACK MTD HEAD	JUNO	SP31425-3K-N-WH	19 WATTS	TRACK HEAD - SEE LIGHTING PLAN FOR LAYOUT
—	T	SURF MTD TRACK W/CONNECTIONS	JUNO	T2WH, T4WH, T6WH, T8WH		TRACK FOR "A" HEADS
●	B	6" LED RECESSED DOWNLIGHT	JUNO	L6-23301-G2/L600P-CL/HB-TL	29 WATTS	RECESSED DOWNLIGHTING. 'B-NL' = NIGHT LIGHTING FIXTURE, 'B-EM' = EMERGENCY LIGHTING FIXTURE, RECESSED DOWNLIGHTING WITH FACTORY INSTALLED 7W/300mA EMERGENCY BATTERY BACK UP
○	E	4" LED RECESSED ADJUSTABLE DOWNLIGHT	JUNO	IC1ALEDG4-6-1-ADJ-NFL + 440LEDG4-3K-6-WH-T1R-2-NFL	11 WATTS	RECESSED DOWNLIGHTING
≡	F	FLUORESCENT W/ LENS SURFACE MOUNTED	METALUX	WN-232A-UNV-EB81-ULAMP: (2) GEF32T8SP30/ECO	64 WATTS	STORAGE ROOM
☐	H	EMERGENCY LIGHT	EXITRONIX	LL50-H		UNIVERSAL EMERGENCY LIGHT
⊗	J	EXIT SIGN	EXITRONIX	VEX-U-BP-WB-WH		UNIVERSAL LED EXIT SIGN - WHITE DETERMINE NO. OF FACES PER PLAN
○	P	PENDANT LIGHT	ILLUMINATED LIGHTPANELS	TBD	60 WATTS	DECORATIVE PENDANT LIGHT TO BE PROVIDED BY SC



GENERAL DOOR AND HARDWARE NOTES:

- PROVIDE AND INSTALL REESE SMOKE SEAL F-897B AT RATED DOORS.
- RATED DOORS SHALL HAVE CLOSERS W/O HOLD OPEN DEVICES.
- EXIT DOOR HARDWARE SHALL COMPLY WITH BUILDING CODE AND ADA REQUIREMENTS.
- EXIT DOORS SHALL ALLOW EGRESS WITH ONE SINGLE ACTION DEVICE.
- RATED DOORS AND HARDWARE SHALL HAVE MANUFACTURERS' RATING LABEL.
- NO HOLD OPEN DEVICES ON EXTERIOR ENTRY DOORS.
- PROVIDE SWEEP AND SEAL ON ALL SERVICE DOORS.
- ENTRY AND SERVICE DOOR LOCKSETS TO ACCOMMODATE 'BEST LOCK' 7PIN CYLINDER. GC TO PROVIDE TEMPORARY 'CONSTRUCTION' CORES AND KEYS FOR CONSTRUCTION PERIOD. GC RESPONSIBLE FOR REPLACING CORES UPON COMPLETION OF THE PROJECT WITH CORES PROVIDED BY SC PROJECT MANAGER.
- DOOR OPENING FORCES SHALL BE THE MINIMUM ALLOWED BY THE LOCAL CODE AUTHORITY FOR FIRE DOORS AND 5.0 POUNDS MAXIMUM FOR INTERIOR HINGED, SLIDING OR FOLDING DOORS.

A1 DOOR AND HARDWARE SCHEDULE
SCALE: NA

C2 LIGHT FIXTURE SCHEDULE
SCALE: NA

TAG	MATERIAL TYPE	MANUFACTURER	SPECIFICATION	COLOR	FLAME SPREAD CLASSIFICATION	NOTES
AT1	ACOUSTIC CEILING TILE	USG	24"x24"x5/8" 2220 RADAR CLIMAPLUS	WHITE	CLASS A	15/16" DONN DX WHITE GRID
AT2	ACOUSTIC CEILING TILE	USG	24"x48" FISSURED 562 SQ	WHITE	CLASS A	15/16" DONN DX WHITE GRID
CS1	CONCRETE SEALER	GENERIC	PENETRATING SEALER	CLEAR	CLASS A	(2) COATS OVER EXPOSED SLAB
FC1	PORCELAIN TILE	OLYMPIA	UNICOLOR BY.UN.WHT.1224.MT	EXTRA WHITE MATTE	CLASS 1	1/3 OFFSET PATTERN WITH 1/8"GROUT LINES TEC POWER GROUT #939 'MIST'
FC2	CARPETING	MOHAWK	LEE, ZIP IT MODULAR 12BY36	955 SKINNY	CLASS 1	1/3 OFFSET PATTERN TO RUN PERPENDICULAR TO ENTRY
FC3	VINYL FLOOR COVERING	ARMSTRONG OR EQUAL	EXCELON	COOL WHITE	CLASS 2	TOILET ROOM FLOORING (SHEET EQUIVALENT IF REQ'D)
FC4	FLOOR COVERING (PORCELAIN)	FLORIM	FL.IW.WAL.0624 6"x24" TILE	WOOD WALNUT		FRONT ENTRY FLOORING, PATTERN TO RUN PARALLEL TO ENTRY, 1/3 OFFSET PATTERN. GROUT: 1/8"GROUT LINES, LATICRETE PERMACOLOR LT2559 'ESPRESSO'
FRP	FIBERGLASS REINFORCED PANEL	MARLITE	SYMMETRIX OR EQUAL 4"x4" SCORE PATTERN	WHITE	CLASS C	TOILET ROOM AND MOP SINK WAINSCOT
PT1	PAINT	BENJAMIN MOORE	OC-61 OFF WHITE COLLECTION	WHITE DIAMOND		WALLS: EGGHELL CEILING/SOFFITS: FLAT DOORS/JAMBS: SATIN ENAMEL
PT2	PAINT	BENJAMIN MOORE	HC-170 HISTORIC COLLECTION	STONINGTON GRAY		
VB1	VINYL BASE	JOHNSONITE	168 - 4" COVE BASE	THUNDER	CLASS 1	WALL BASE
WC1	WALL COVERING	KOROSEAL	TRANSIT 4021-94	FAST LANE	CLASS A	INTERIOR PARTITION WALL: 3 5/8" 20GA MTL STUDS 16"OC SECURED TO STRUCTURE ABOVE FOR LATERAL SUPPORT. 5/8" TYPE 'X' GYP BD TO 6" ABOVE CEILING LINE (MR BOARD AT TOILET ROOM AND WET LOCATIONS). PREP WALL TO RECEIVE NEW FINISH.
WC2	WALL COVERING	BY FIXTURE MANUFACTURER	HOT/COLD FIXTURE PAILLETS		CLASS A	
WC3	WALL COVERING	BY FIXTURE MANUFACTURER	SIGNATURE PATTERN		CLASS A	

A2 FINISH SCHEDULE
SCALE: NA

C4 CEILING SYMBOLS
SCALE: NA

IMAGE	TYPE	SPECIFICATION	NOTES
	C	CURVED INTERIOR DISPLAY WALL: 3 5/8" 20GA MTL STUDS 16"OC SECURED TO STRUCTURE ABOVE FOR LATERAL SUPPORT. 1/2" TYPE 'X' GYP BD TO 6" ABOVE CEILING LINE. PREP WALL TO RECEIVE NEW FINISH.	SEE SHEET A2.1 FOR LATERAL BRACING, WALL SECTION, AND PLAN DETAIL
	D	EXISTING 1-HR RATED DEMISING WALL: EXISTING STUDS & GYP BD TO REMAIN. REPAIR PER UL SPECIFICATIONS (VERIFY UL DESIGN NUMBER W/ LANDLORD) WHERE REQUIRED. PREP WALL TO RECEIVE NEW FINISH.	SEE SHEET A2.1 FOR PENETRATIONS
	F	FURRED WALL: 7/8" 20GA HAT CHANNEL 16"OC RAN HORIZONTALLY. 5/8" TYPE 'X' GYP BD TO 6" ABOVE CEILING LINE. PREP WALL TO RECEIVE NEW FINISH.	IF NEEDED
	P	PLUMBING WALL: 6" 20GA MTL STUDS 16"OC SECURED TO STRUCTURE ABOVE FOR LATERAL SUPPORT. 5/8" TYPE 'X' MR GYP BD TO 6" ABOVE CEILING. PREP WALL TO RECEIVE NEW FINISH.	SEE SHEET A2.1 FOR LATERAL BRACING DETAIL
	X	EXISTING EXTERIOR WALL: VERIFY EXISTING CONSTRUCTION WITH LANDLORD SHELL DOCUMENTS	

A4 WALL TYPE SCHEDULE
SCALE: NA

CONCEPT BY: **L&M ASSOCIATES, LTD.**
 10907 VALLEY VIEW ROAD
 EDEN PRAIRIE, MINNESOTA 55444
 © 1984 L&M ASSOCIATES, LTD. ALL RIGHTS RESERVED

LIBRARY CERTIFY THAT THIS PLAN, REPORT, SPECIFICATION WAS PREPARED BY ME OR UNDER MY CLOSE PERSONAL SUPERVISION AND I AM A DULY REGISTERED ARCHITECT UNDER THE LAWS IN THE STATE OF GEORGIA
 SHEETS COVERED BY THIS SEAL: ARCHITECTURAL
 REG. NO. 8325
 EXP. DATE 30 JUNE 2017

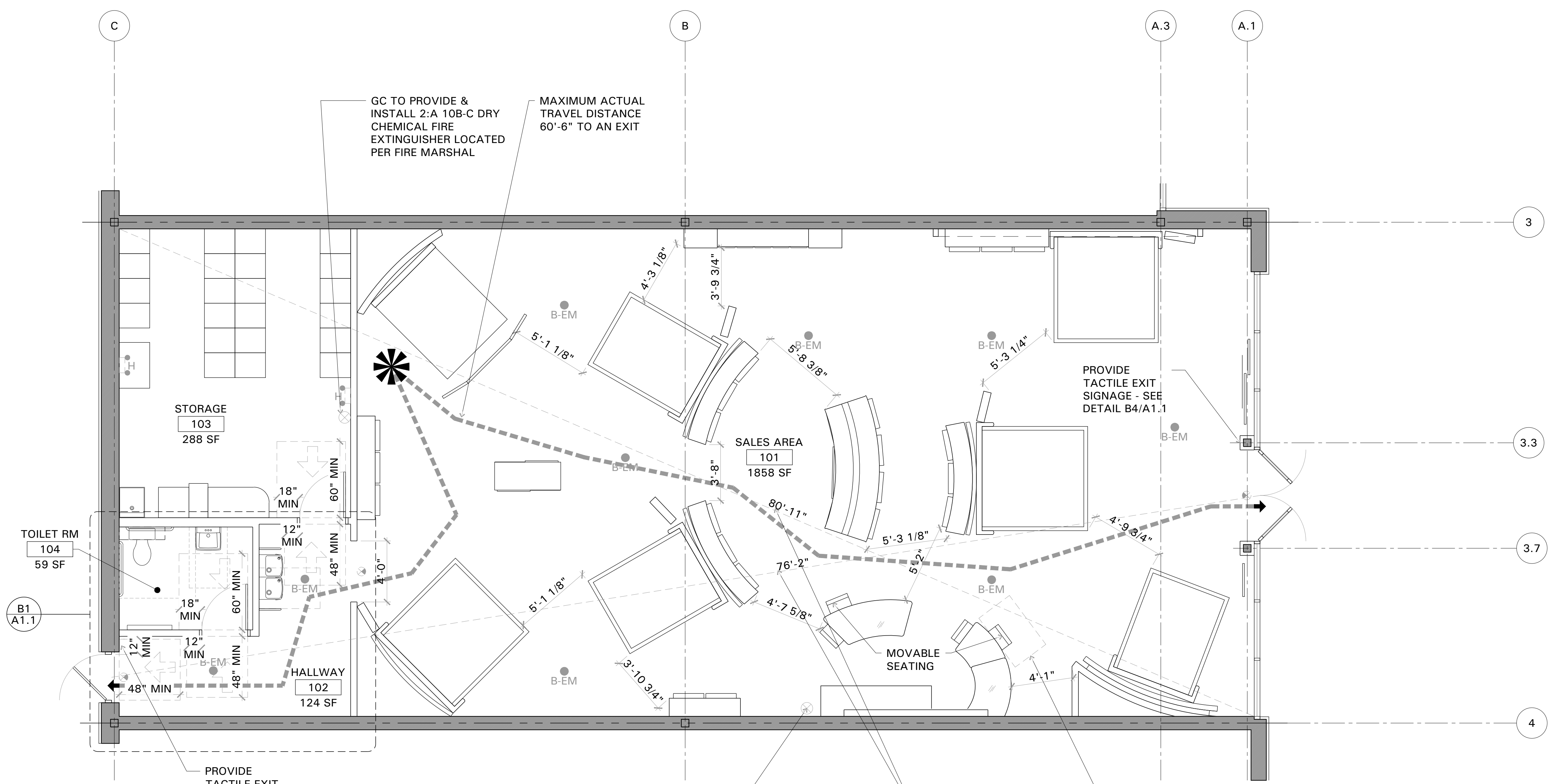
OWNER: **steep number**
 SELECT COMFORT
 9800 59TH AVE. N
 MINNEAPOLIS, MN 55442

PROJECT: **steep number**
 ALBANY RETAIL
 SUITE 200
 2030 DAWSON ROAD
 ALBANY, GA 31707

NO. **1111111111**


DOCUMENT DATE: 20 MAY 2016
 DRAWN BY: SHN
 ISSUED FOR: DATE
 PRELIMINARY
 FINAL
 PERMIT
 CHECKED BY: RMM

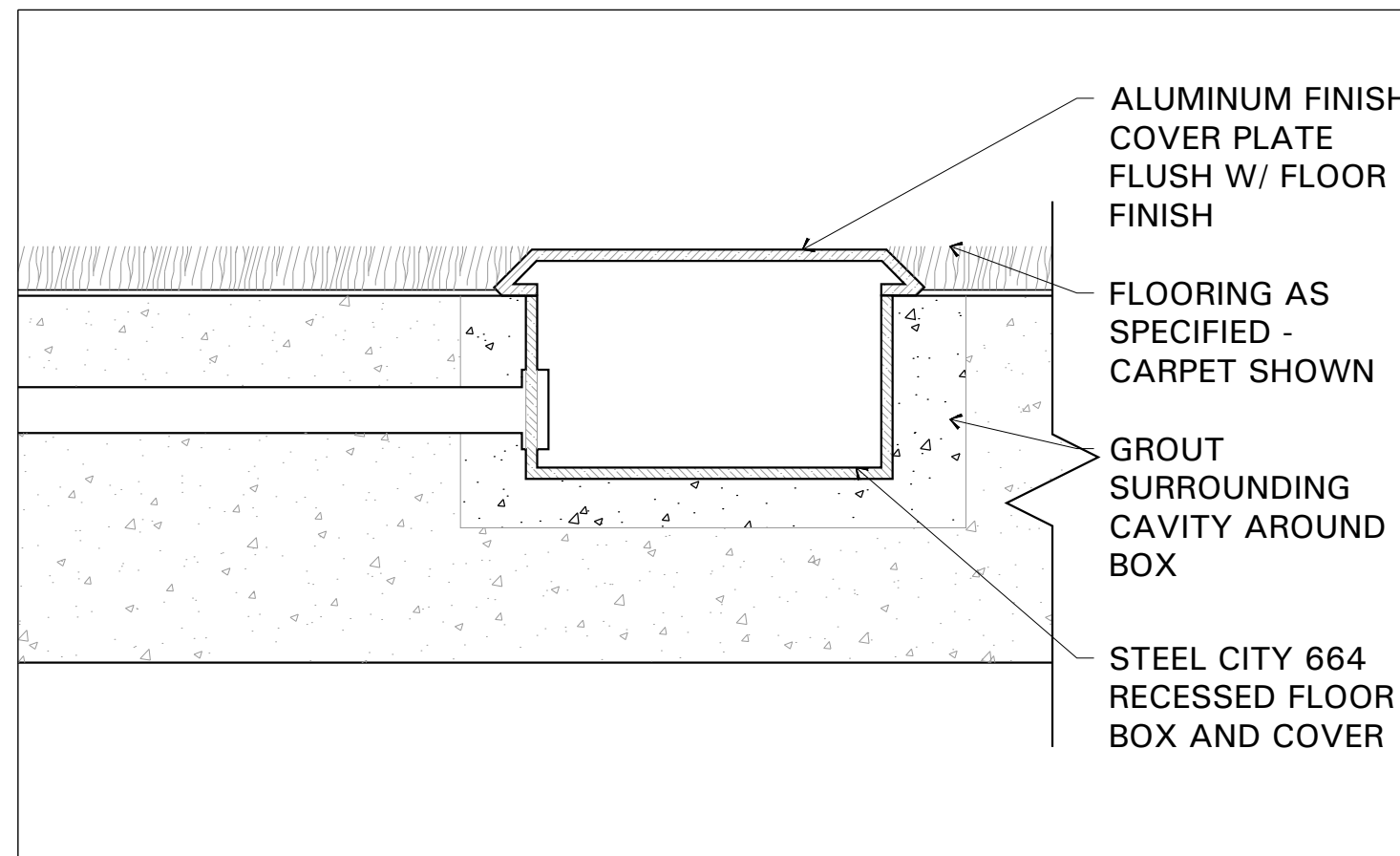
SHEET **G1.2** TITLE **SCHEDULES**
 SC STORE #
 LM PROJECT NO. 1604.802
 XXX



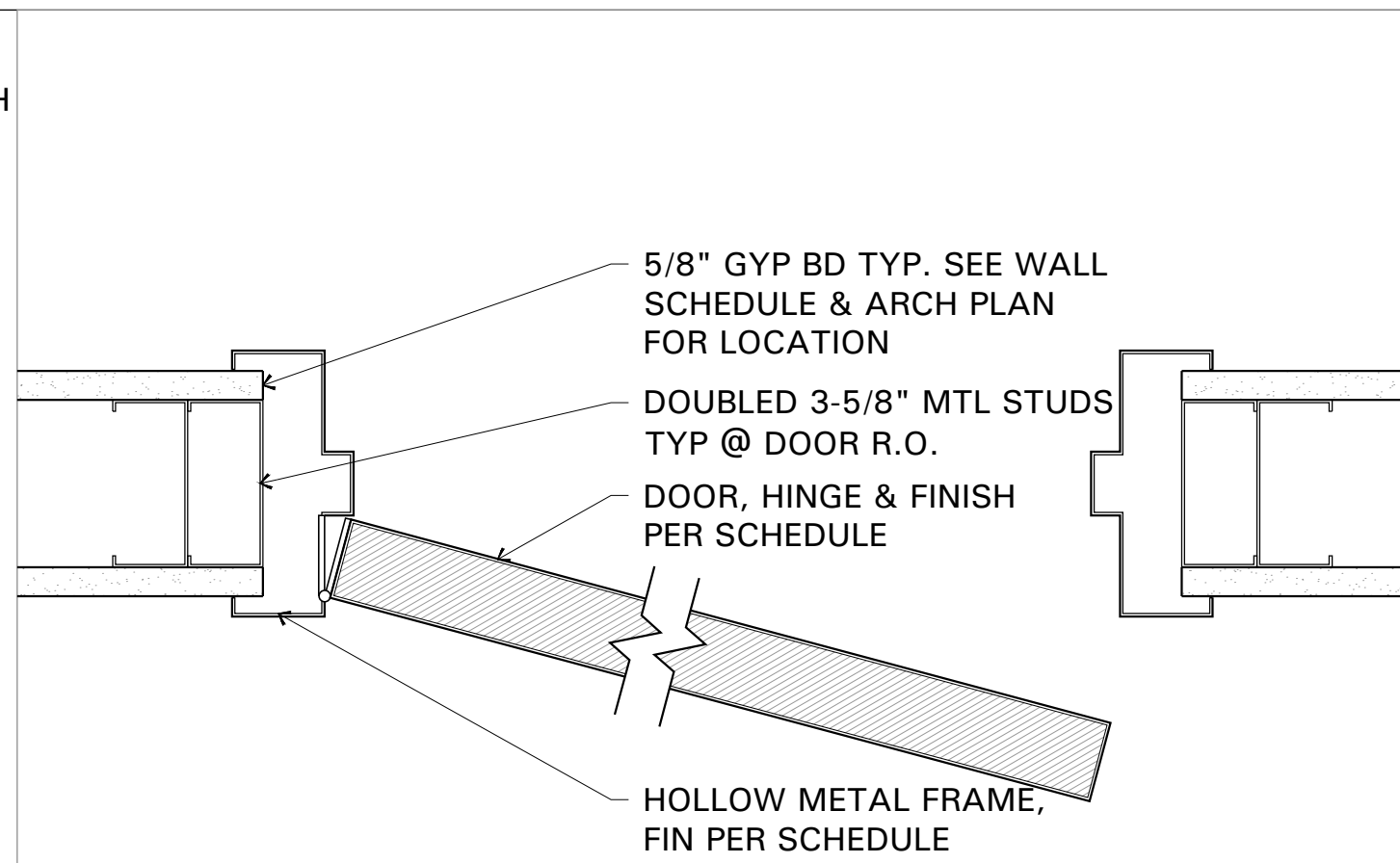
SHEET	DOCUMENT DATE	20 MAY 2016	NO.	REVISION	DATE	BY	PROJECT:	OWNER:	select comfort 9800 59TH AVE, N MINNEAPOLIS, MN 55442	select comfort 9800 59TH AVE, N MINNEAPOLIS, MN 55442	I HEREBY CERTIFY THAT THIS PLAN, REPORT SPECIFICATION WAS PREPARED BY ME OR UNDER MY CLOSE PERSONAL SUPERVISION AND I AM A DULY REGISTERED ARCHITECT UNDER THE LAWS IN THE STATE OF GEORGIA REG. NO. 8325 ARCHITECTURAL EXP. DATE 30 JUNE 2017	
	DRAWN BY	SHN		DATE	DATE	BY						ALBANY RETAIL SUITE 200 2630 DAWSON ROAD ALBANY, GA 31707
TITLE	A1.0 CODE COMPLIANCE PLAN											
CHECKED BY	PERMIT	FINAL	ISSUED FOR	DATE	DATE	BY	DATE	BY	DATE	BY	DATE	BY

A1 CODE PLAN
 SCALE: 1/4" = 1'-0"

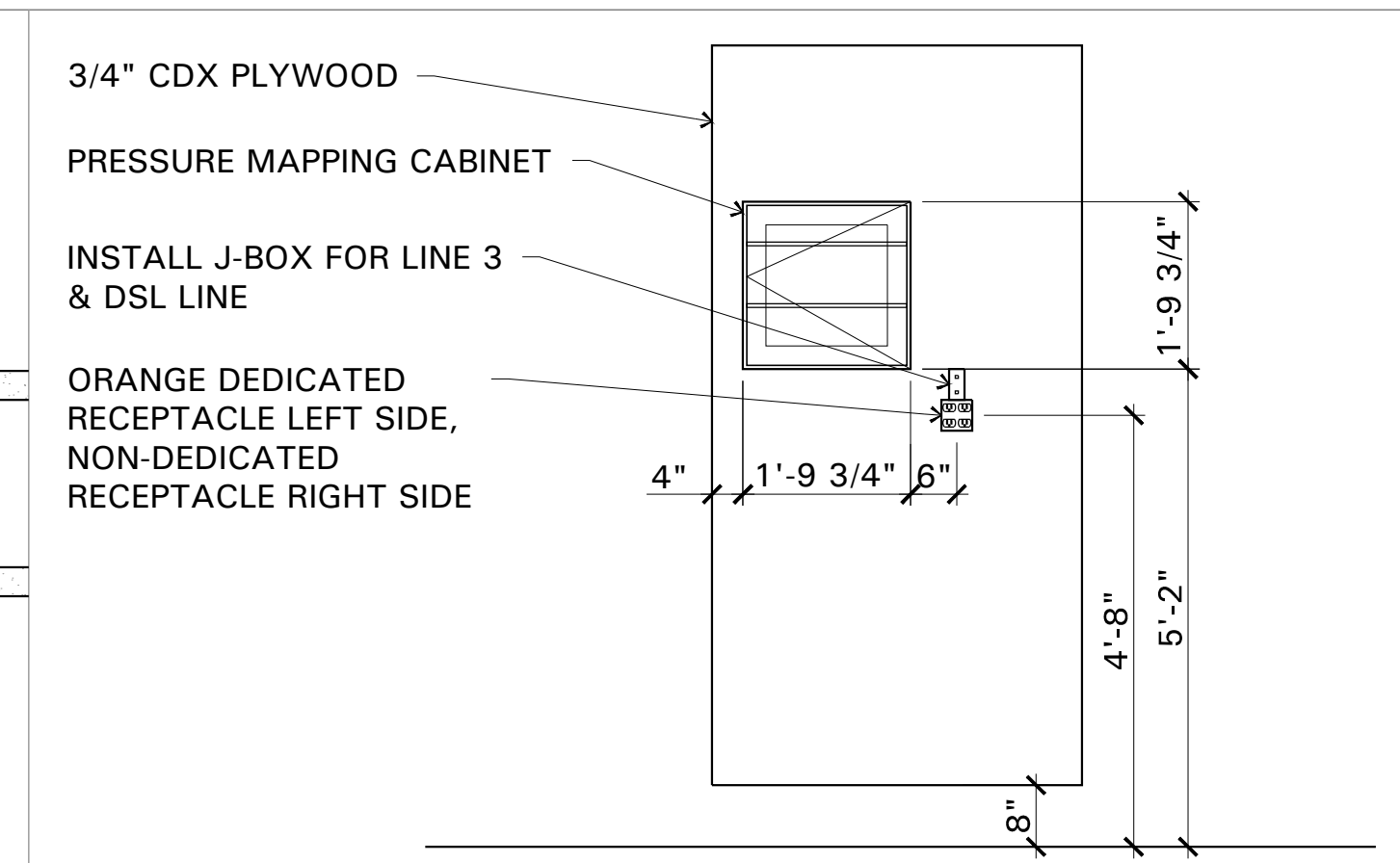




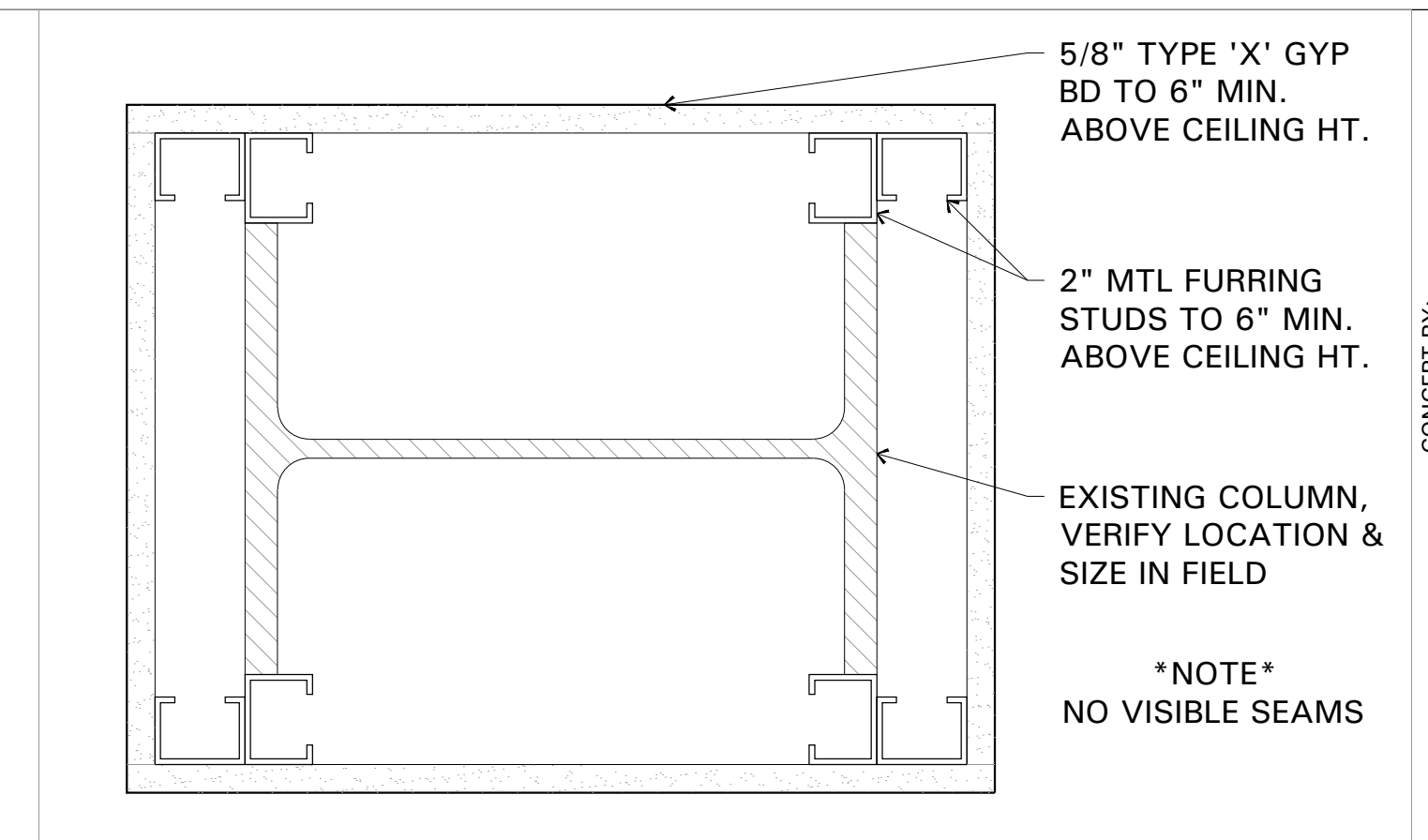
D1 RECESSED FLOOR BOX DETAIL
SCALE: 6" = 1'-0"



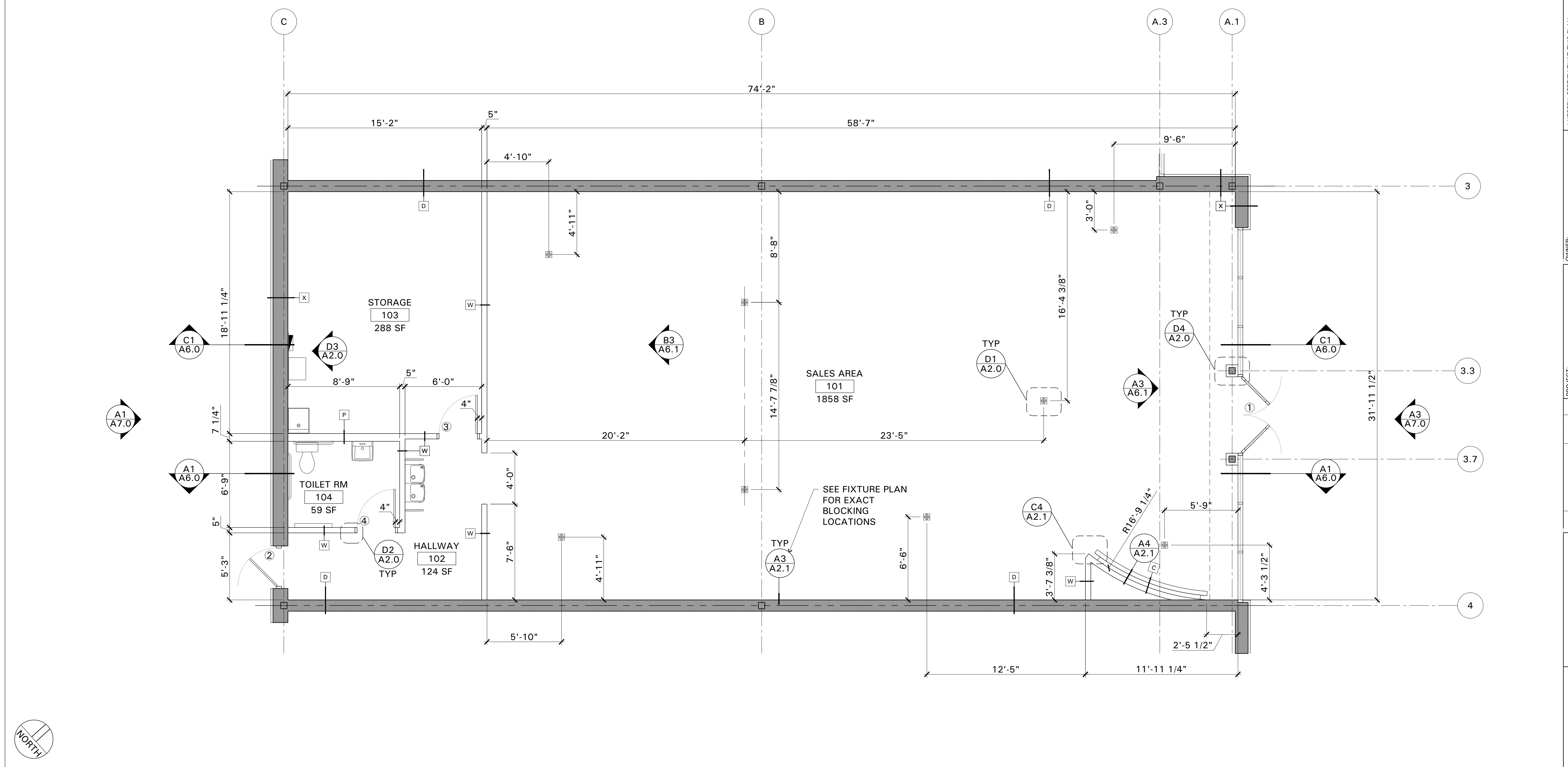
D2 TYPICAL DOOR DETAIL
SCALE: 3" = 1'-0"



D3 POWER & SIGNAL EQUIPMENT PANEL
SCALE: 1/2" = 1'-0"



D4 TYP COLUMN ENCLOSURE- W FLANGE
SCALE: 3" = 1'-0"



A1 ARCHITECTURAL FLOOR PLAN
SCALE: 1/4" = 1'-0"

CONCEPT BY:
L&M
ASSOCIATES, LTD.
10907 VALLEY VIEW ROAD
EDEN PRAIRIE, MINNESOTA 55344
© 1984 L&M ASSOCIATES, LTD. ALL RIGHTS RESERVED

I HEREBY CERTIFY THAT THIS PLAN, REPORT, SPECIFICATION WAS PREPARED BY ME OR UNDER MY CLOSE PERSONAL SUPERVISION AND I AM A DULY REGISTERED ARCHITECT UNDER THE LAWS IN THE STATE OF GEORGIA
SHEETS COVERED BY THIS SEAL: ARCHITECTURAL
REG. NO. 8325
EXP. DATE 30 JUNE 2017

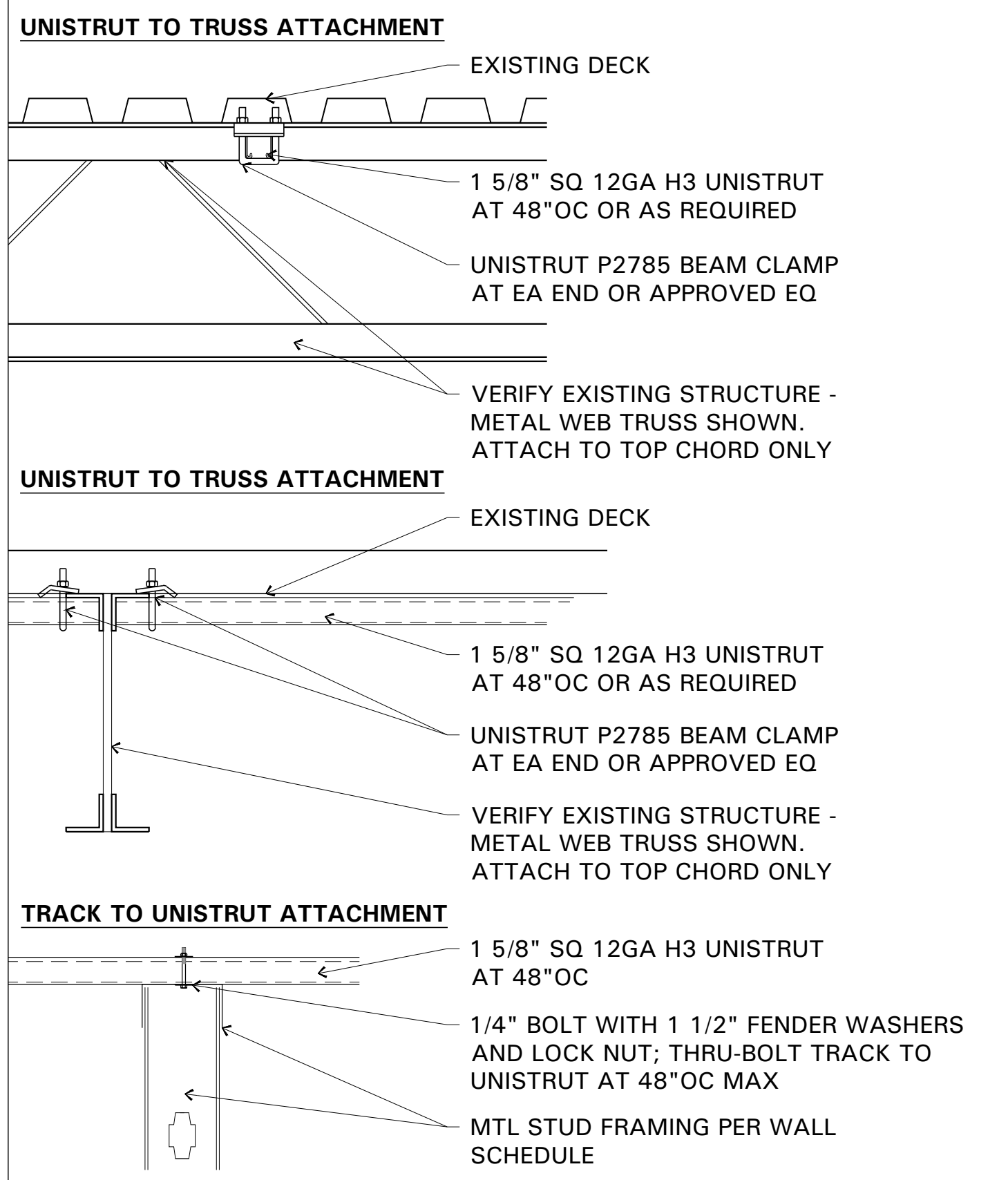
OWNER:
steep number
SELECT COMFORT
9800 59TH AVE. N
MINNEAPOLIS, MN 55442

PROJECT:
steep number
ALBANY RETAIL
SUITE 200
2630 DAWSON ROAD
ALBANY, GA 31707

NO.	REVISION	DATE	BY
1			
2			
3			
4			

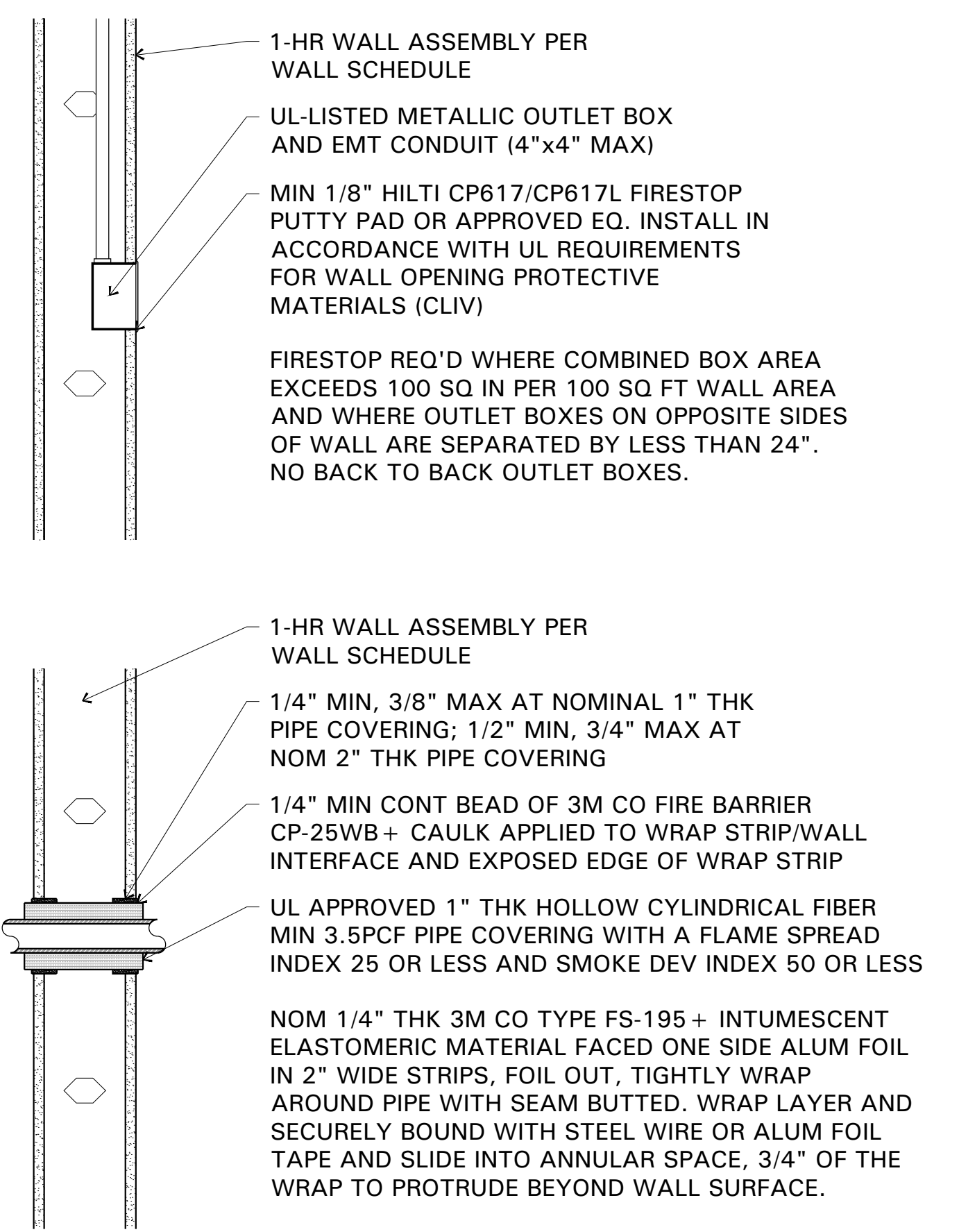
DOCUMENT DATE	DRAWN BY	ISSUED FOR	FINAL	PERMIT	CHECKED BY
20 MAY 2016	SHN	DATE			RMM

SHEET
A2.0
TITLE
ARCHITECTURAL FLOOR PLAN



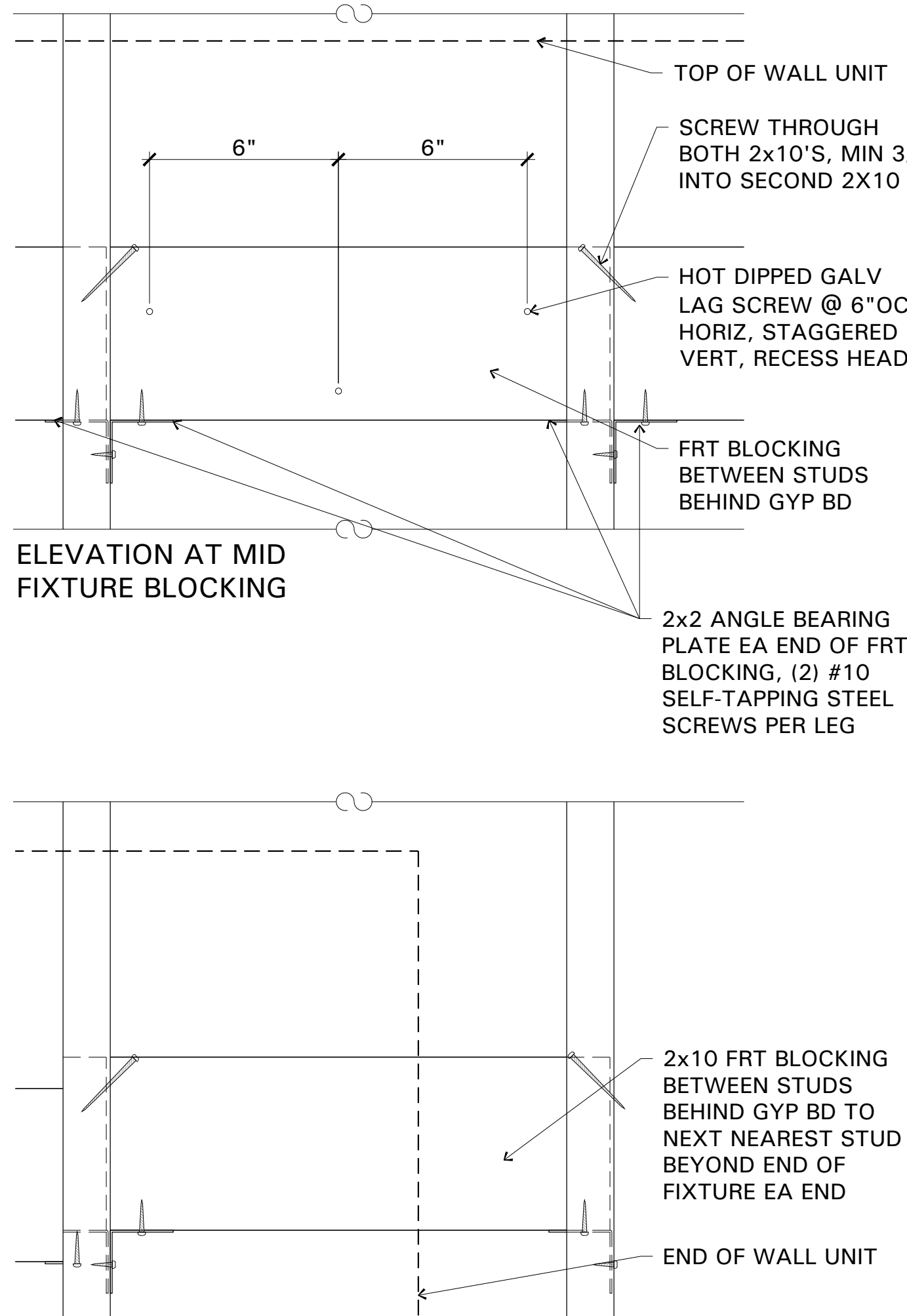
NOTE:
 -ALL ATTACHMENT METHODS SHALL BE FIELD VERIFIED.
 -ALL EQUIVALENT PRODUCTS SHALL BE APPROVED BY THE ARCH PRIOR TO ORDER.

C1 ATTACHMENT TO STRUCTURE
 SCALE: 1-1/2" = 1'-0"

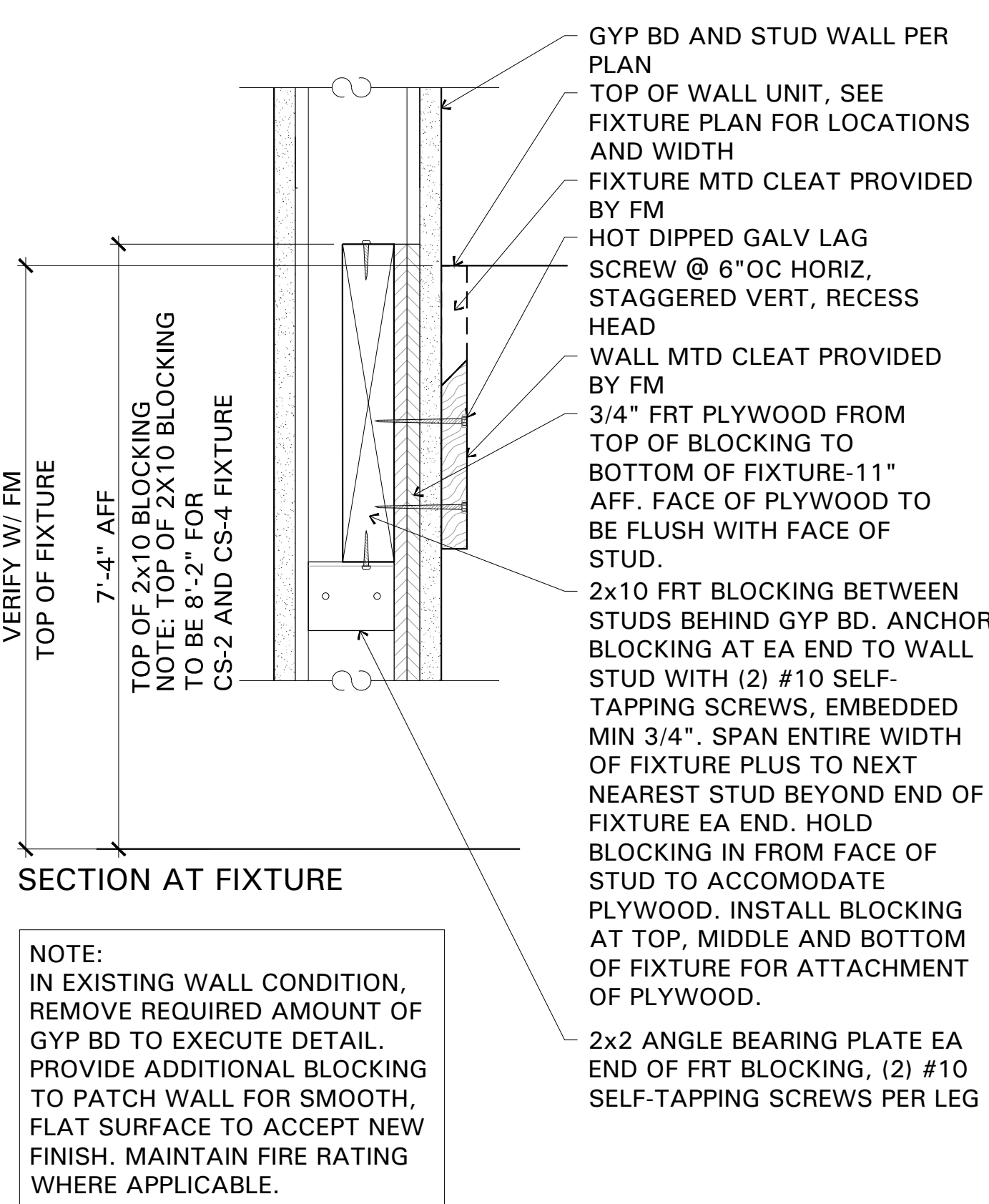


NOTE: THRU-WALL PENETRATIONS SHALL COMPLY WITH UL SYSTEM NUMBER W-L 5001 T RATING 1 HR

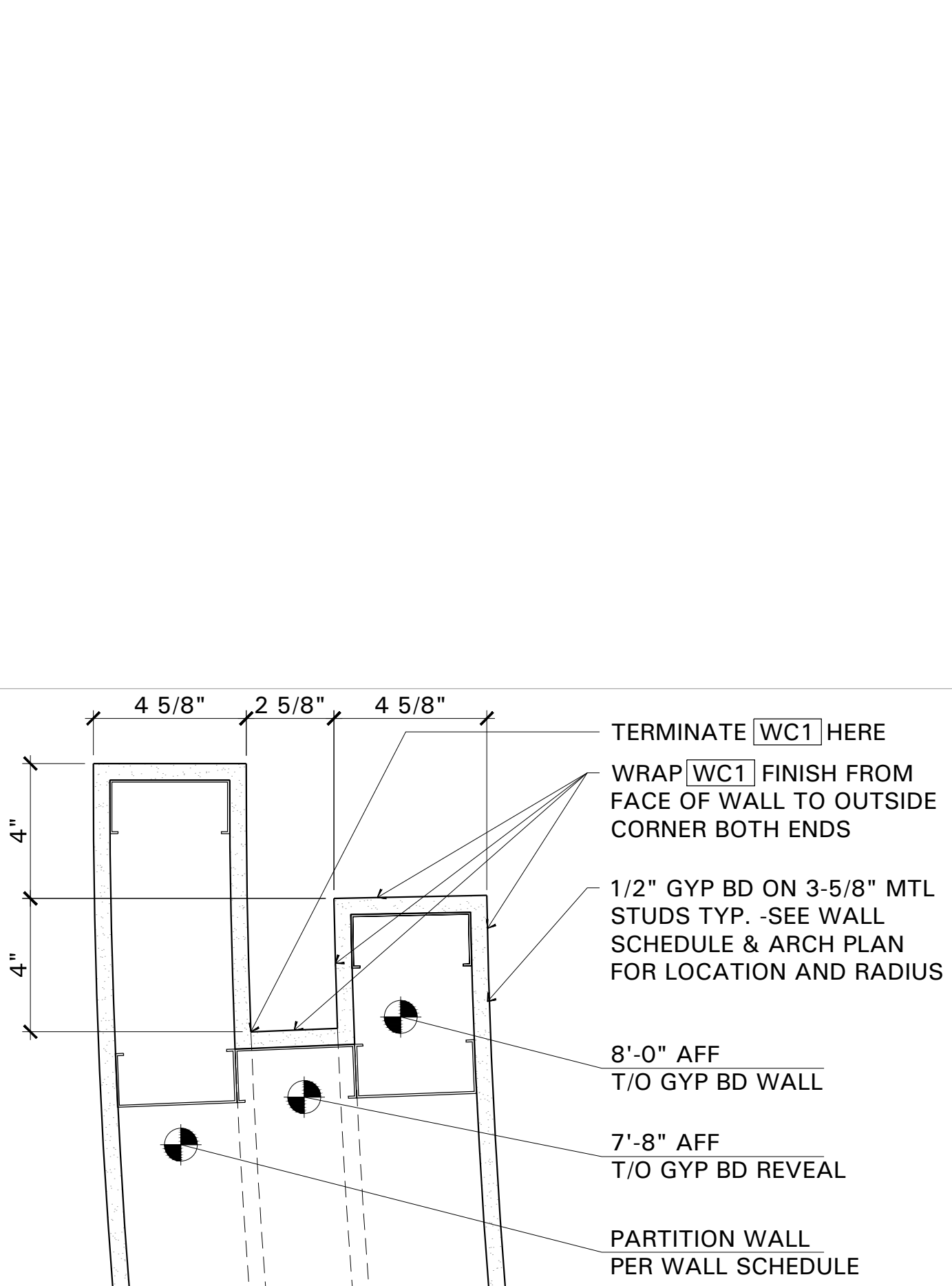
C2 1-HR STUD WALL PENETRATIONS
 NOT TO SCALE



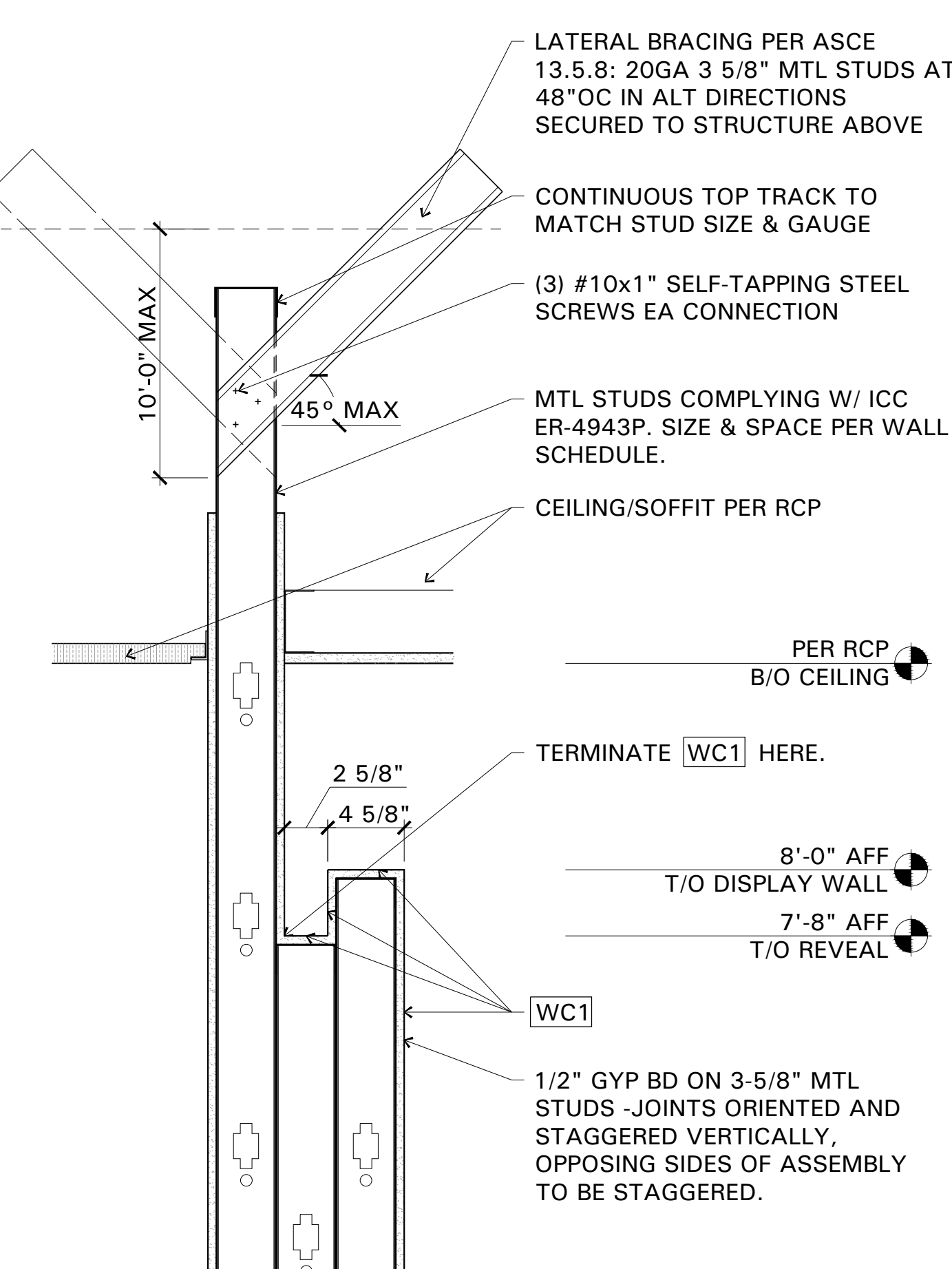
ELEVATION AT FIXTURE END BLOCKING



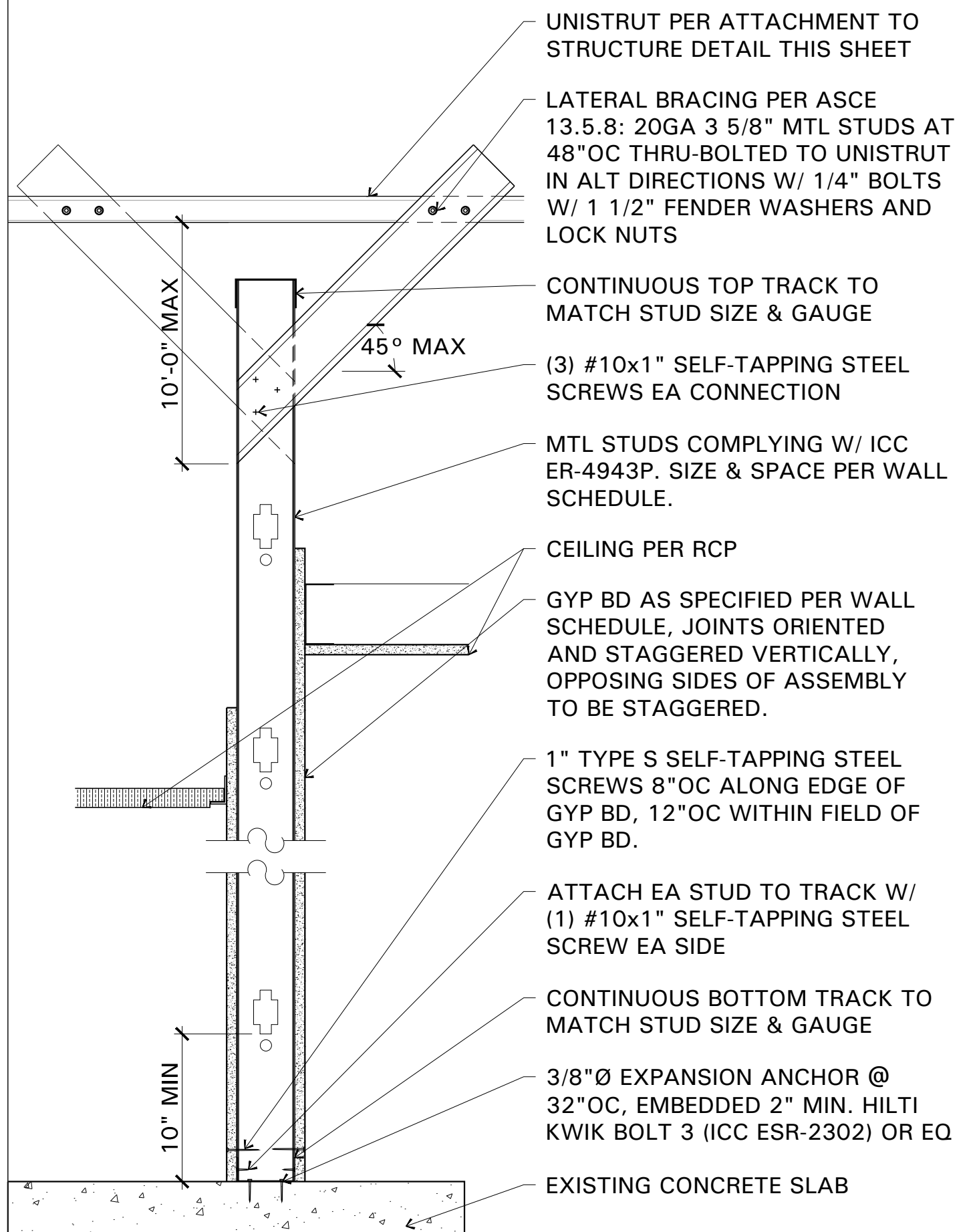
A3 WU FIXTURE BLOCKING DETAIL
 SCALE: 3\"/>



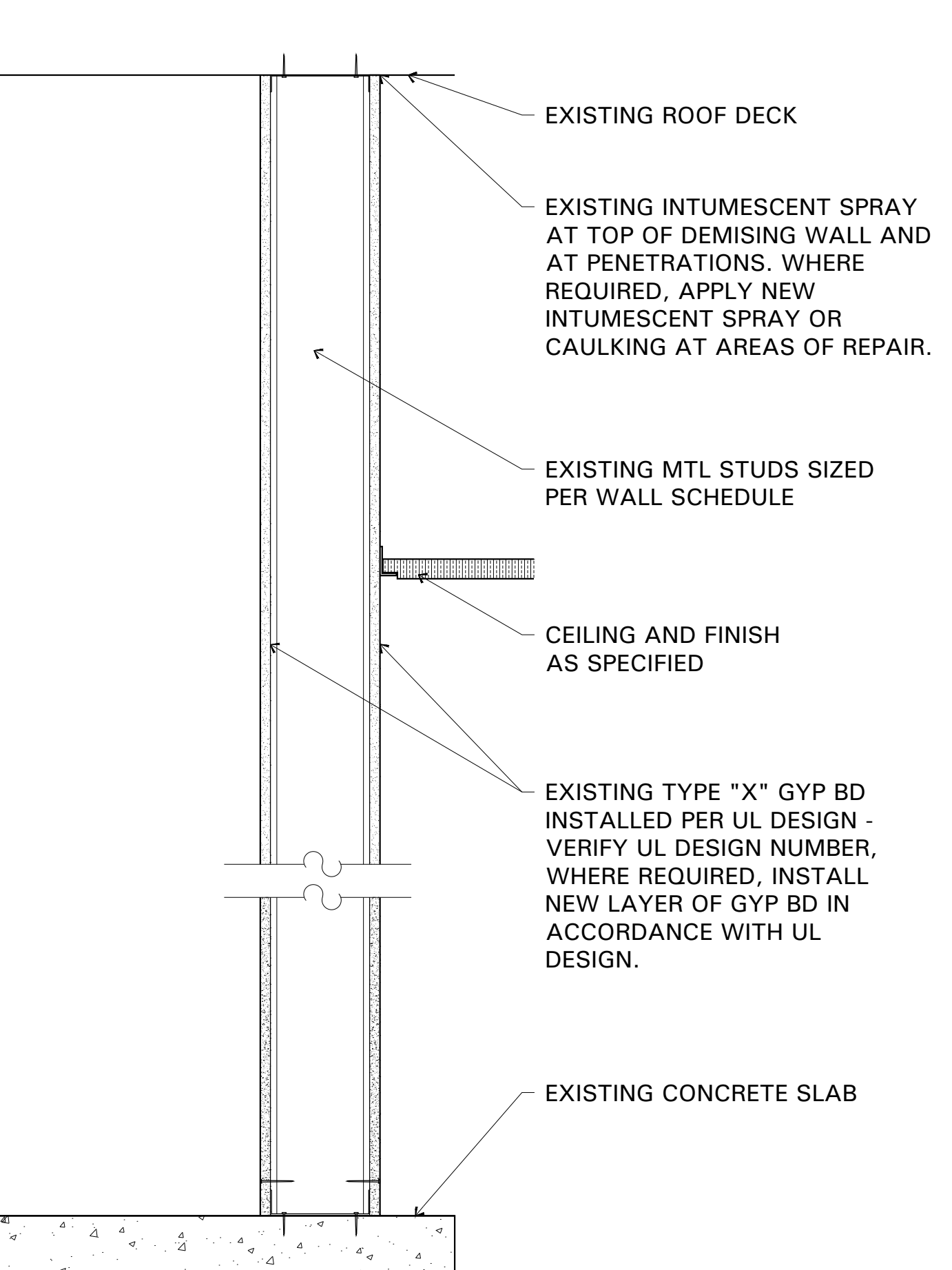
C4 CURVED DISPLAY WALL END DETAIL
 SCALE: 3\"/>



A4 CURVED DISPLAY WALL SECTION
 SCALE: 1-1/2\"/>



A1 PARTITION WALL SECTION
 SCALE: 1-1/2\"/>



A2 EXISTING DEMISING WALL SECTION
 SCALE: 1-1/2\"/>

I HEREBY CERTIFY THAT THIS PLAN, REPORT SPECIFICATION WAS PREPARED BY ME OR UNDER MY CLOSE PERSONAL SUPERVISION AND I AM A DULY REGISTERED ARCHITECT UNDER THE LAWS IN THE STATE OF GEORGIA
 SHEETS COVERED BY THIS SEAL: REG. NO. 8325
 EXP. DATE 30 JUNE 2017

OWNER: **steep number**
 SELECT COMFORT
 9800 59TH AVE. N
 MINNEAPOLIS, MN 55442

PROJECT: **steep number**
 ALBANY RETAIL
 SUITE 200
 2830 DAWSON ROAD
 ALBANY, GA 31707
 SC STORE #
 LM PROJECT NO. 1604.802
 XXX

DOCUMENT DATE: 20 MAY 2016
 DRAWN BY: SHN
 ISSUED FOR: DATE
 PRELIMINARY
 FINAL
 PERMIT
 CHECKED BY: RMM

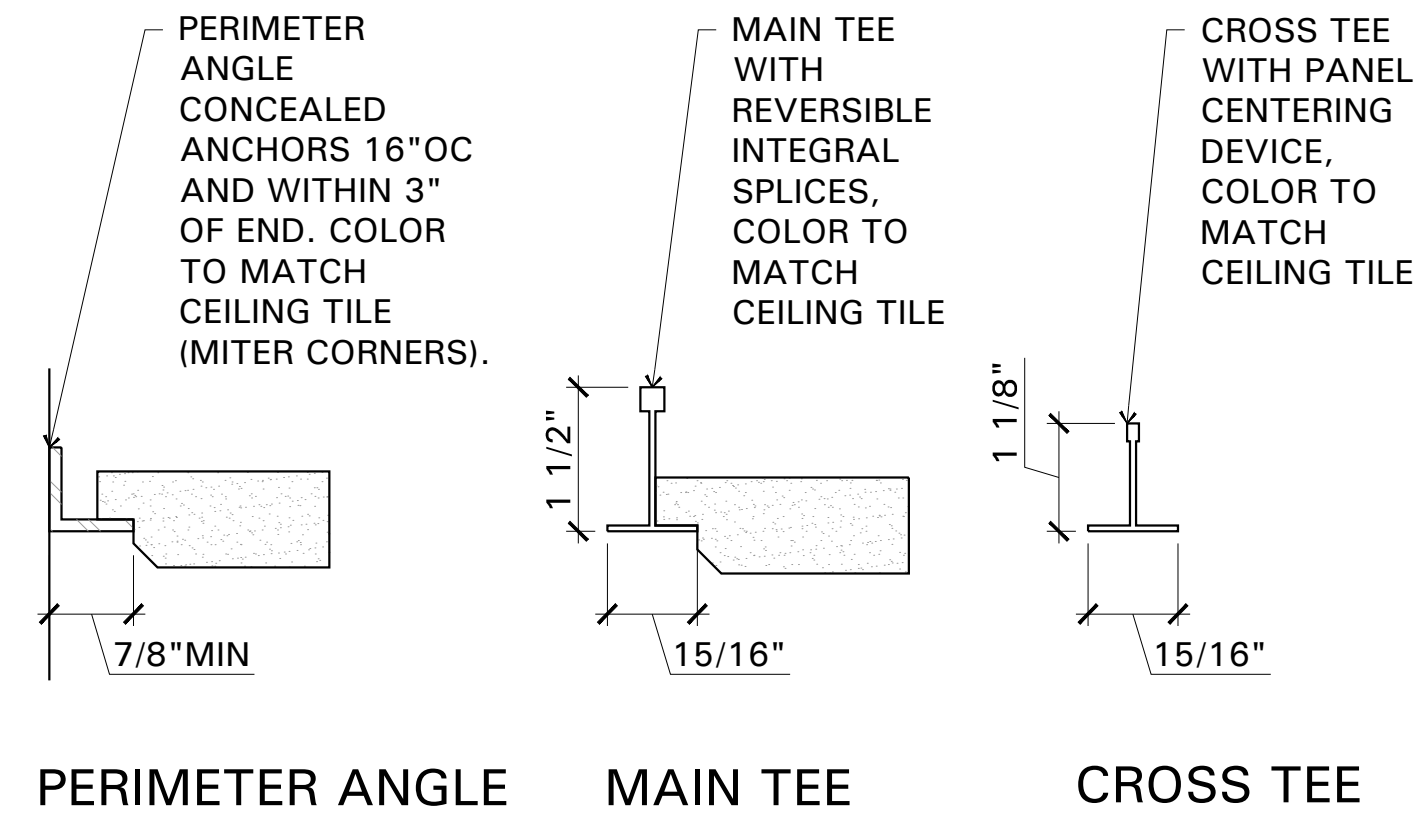
SHEET **A2.1**
 TITLE ARCHITECTURAL DETAILS

ATTACHMENT DEVICES: SIZE 5 TIMES DESIGN LOAD INDICATED IN ASTM C635, TABLE 1 'DIRECT HUNG' ATTACHED TO BUILDING STRUCTURAL MEMBERS.

WIRE HANGERS, BRACES, TIES: PROVIDE WIRES COMPLYING WITH ASTM A641/A61M CLASS 1 ZINC COATING SOFT TEMPER. WIRE DIAMETER PER ASTM C635, TABLE 1, 'DIRECT HUNG' 3 TIMES THE HANGER DESIGN LOAD IS LESS THAN YIELD STRESS OF WIRE USED. WIRE HANGERS SHALL NOT INTERFERE WITH OTHER WORK AND SHALL BE HUNG PLUMB. SPLAY ONLY WHERE REQUIRED. WIRE SHALL NOT BE LESS THAN 0.135 INCH WIRE DIAMETER

SUSPENSION SYSTEM: INSTALL WALL MOLDING, LEVELING WITH T-GRID TO A TOLERANCE OF 1/8" IN 12'-0"

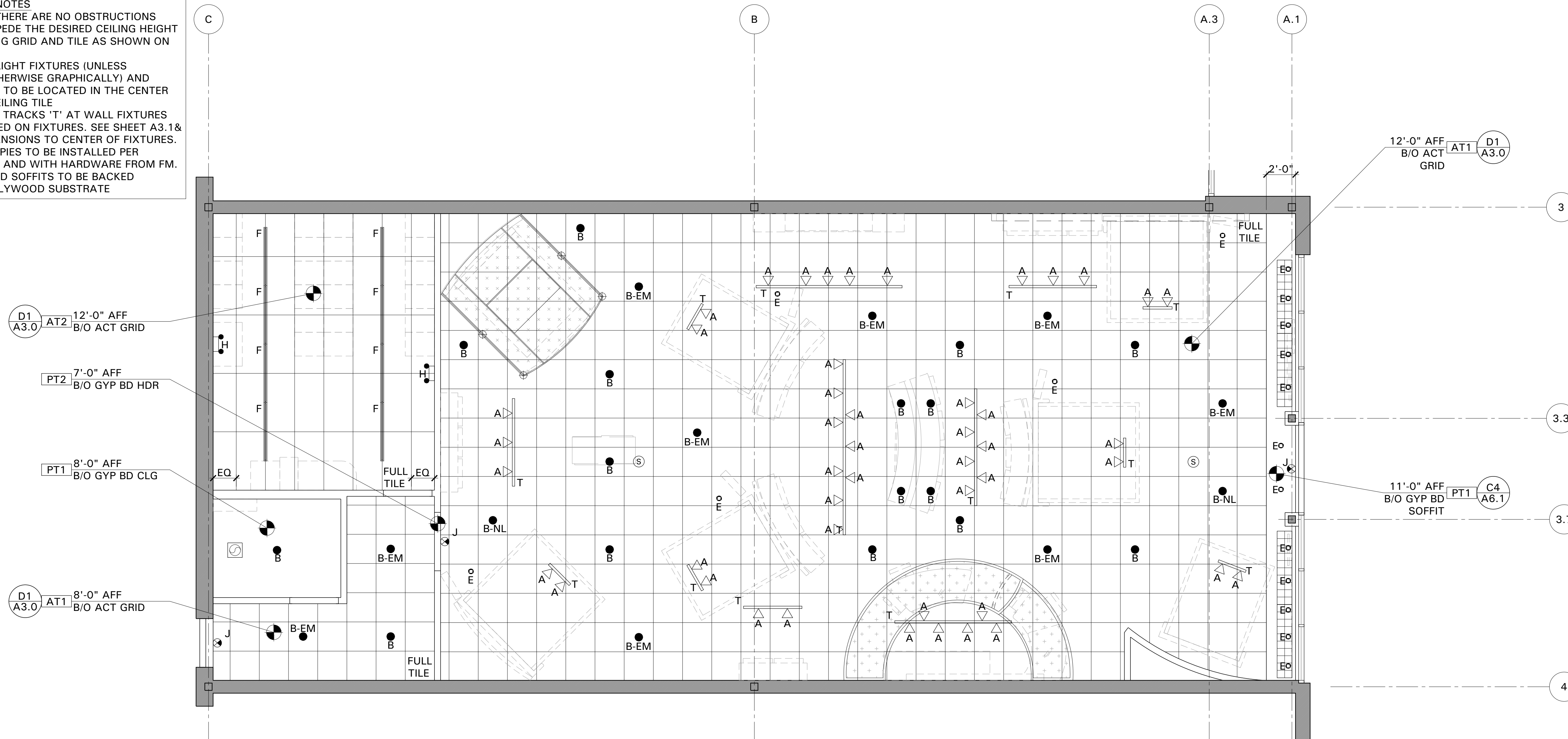
CEILING PANELS: INSTALL ACOUSTIC PANELS TO COMPLY WITH ASTM C636, PER MANUFACTURERS PUBLISHED INSTRUCTIONS, CISCA'S "CEILING SYSTEMS HANDBOOK"



D1 ACOUSTICAL CEILING DETAIL
SCALE: 6" = 1'-0"

GENERAL CEILING NOTES

1. VERIFY THAT THERE ARE NO OBSTRUCTIONS THAT WILL IMPEDE THE DESIRED CEILING HEIGHT
2. LAYOUT CEILING GRID AND TILE AS SHOWN ON THIS PLAN
3. B, B-EM, B-NL LIGHT FIXTURES (UNLESS INDICATED OTHERWISE GRAPHICALLY) AND SPEAKERS ARE TO BE LOCATED IN THE CENTER OF THE 2X2 CEILING TILE
4. LIGHT FIXTURE TRACKS 'T' AT WALL FIXTURES TO BE CENTERED ON FIXTURES. SEE SHEET A3.1 & A5.0 FOR DIMENSIONS TO CENTER OF FIXTURES.
5. FIXTURE CANOPIES TO BE INSTALLED PER INSTRUCTIONS AND WITH HARDWARE FROM FM.
6. GYPSUM BOARD SOFFITS TO BE BACKED ENTIRELY BY PLYWOOD SUBSTRATE



A1 REFLECTED CEILING PLAN
SCALE: 1/4" = 1'-0"

CONCEPT BY:
L&M
ASSOCIATES, LTD.
10907 VALLEY VIEW ROAD
EDEN PRAIRIE, MINNESOTA 55444
© 198 L&M ASSOCIATES, LTD. ALL RIGHTS RESERVED

I HEREBY CERTIFY THAT THIS PLAN, REPORT SPECIFICATION WAS PREPARED BY ME OR UNDER MY CLOSE PERSONAL SUPERVISION AND I AM A DULY REGISTERED ARCHITECT UNDER THE LAWS IN THE STATE OF GEORGIA
REG. NO. 8325
SHEETS COVERED BY THIS SEAL: ARCHITECTURAL
EXP. DATE 30 JUNE 2017

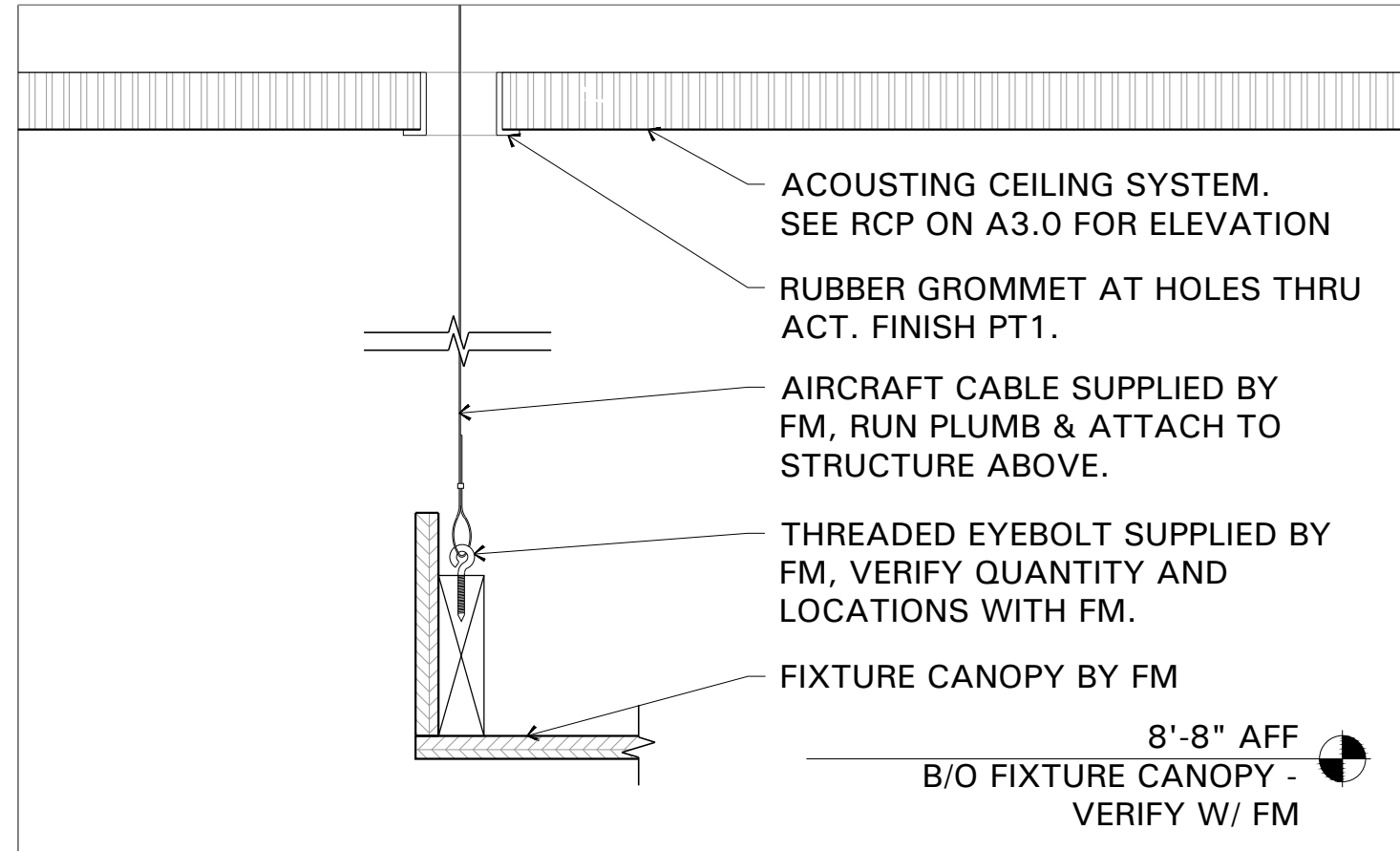
OWNER:
steep number
SELECT COMFORT
9800 59TH AVE. N
MINNEAPOLIS, MN 55442

PROJECT:
steep number
ALBANY RETAIL
SUITE 200
2830 DAWSON ROAD
ALBANY, GA 31707

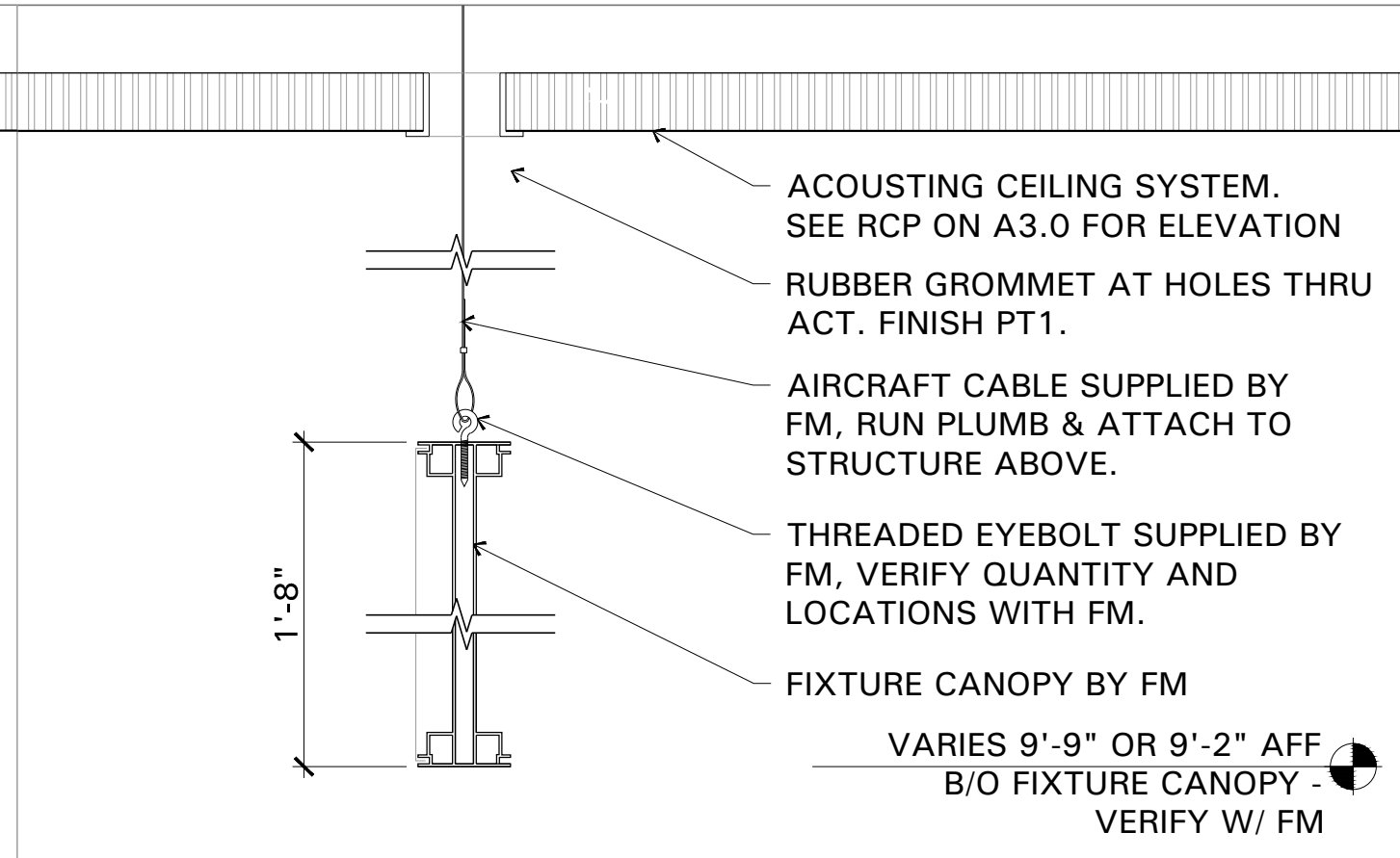
NO.	REVISION	DATE	BY

DOCUMENT DATE	20 MAY 2016
DRAWN BY	SHN
ISSUED FOR	DATE
PRELIMINARY	
FINAL	
PERMIT	
CHECKED BY	RMM

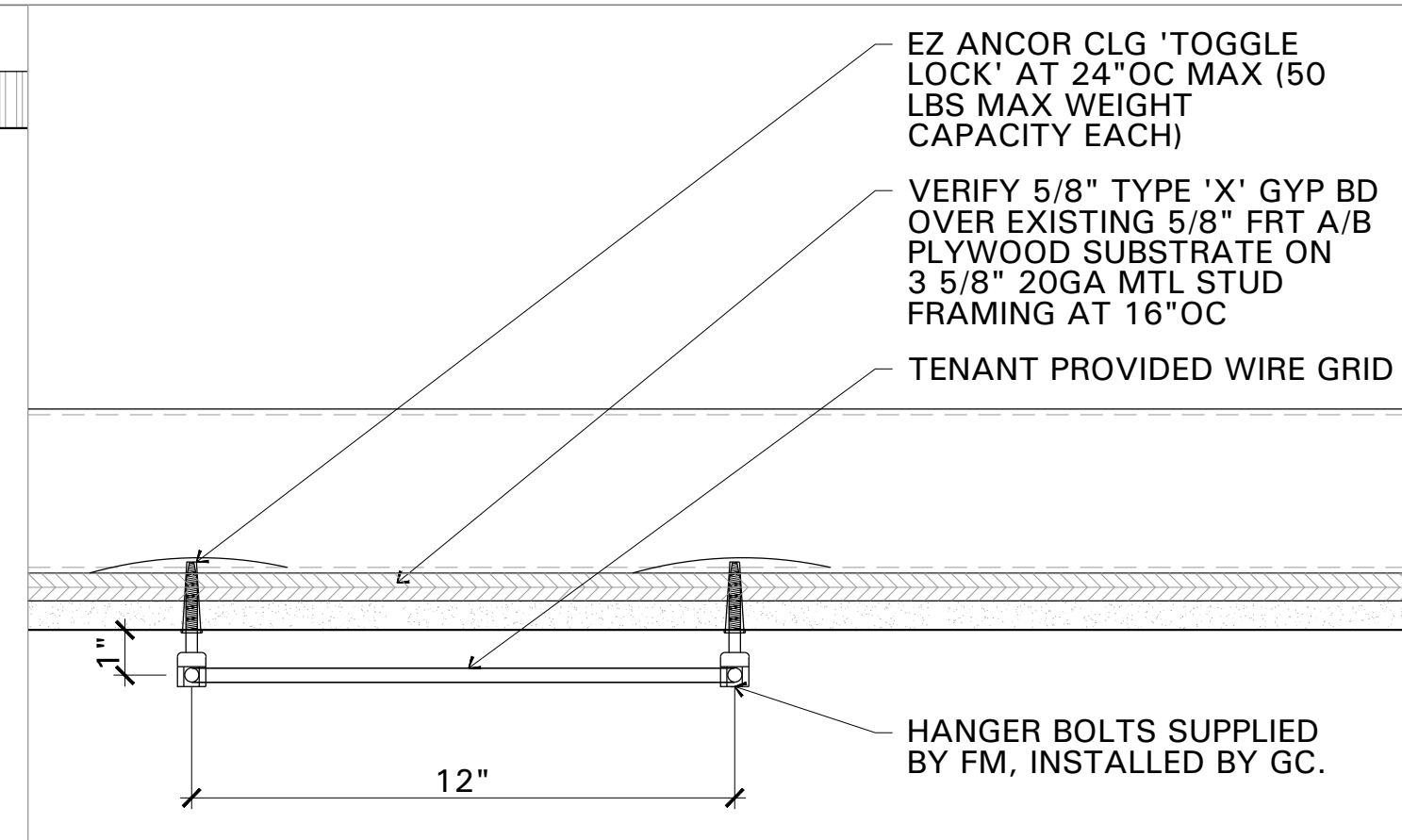
SHEET
A3.0
TITLE
REFLECTED CEILING PLAN



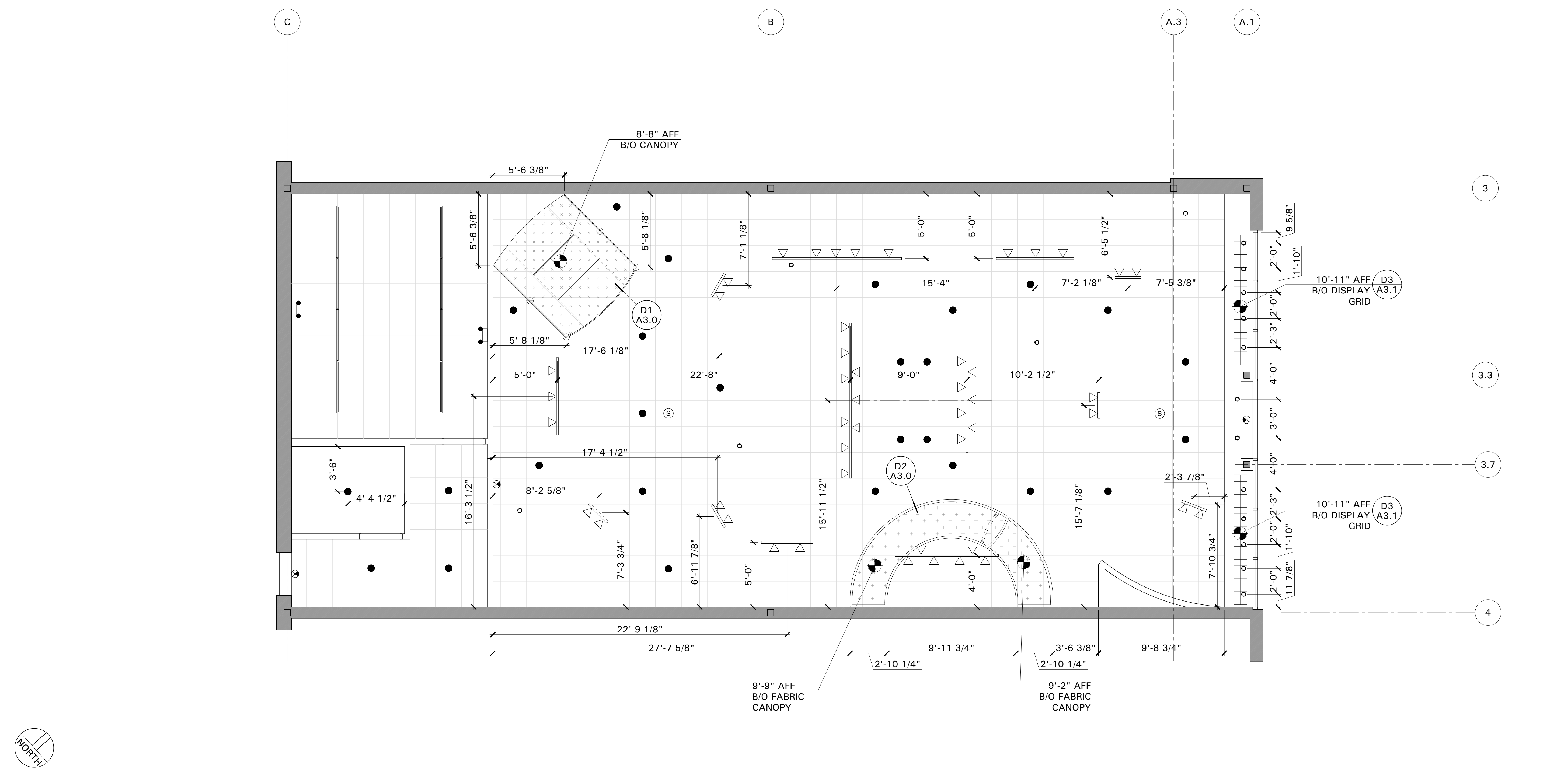
D1 FIXTURE CANOPY SUPPORT DETAIL
SCALE: NTS



D2 FIXTURE CANOPY SUPPORT DETAIL
SCALE: NTS



D3 DISPLAY GRID DETAIL
SCALE: 3\"/>



A1 LIGHT FIXTURE & CANOPY DIMENSION PLAN
SCALE: 1/4\"/>

CONCEPT BY:
L&M
ASSOCIATES, L.L.C.
10907 VALLEY VIEW ROAD
EDEN PRAIRIE, MINNESOTA 55344
© 198 L&M ASSOCIATES, L.L.C. ALL RIGHTS RESERVED

I HEREBY CERTIFY THAT THIS PLAN, REPORT, SPECIFICATION WAS PREPARED BY ME OR UNDER MY CLOSE PERSONAL SUPERVISION AND I AM A DULY REGISTERED ARCHITECT UNDER THE LAWS IN THE STATE OF GEORGIA
SHEETS COVERED BY THIS SEAL: ARCHITECTURAL
REG. NO. 8325
EXP. DATE 30 JUNE 2017

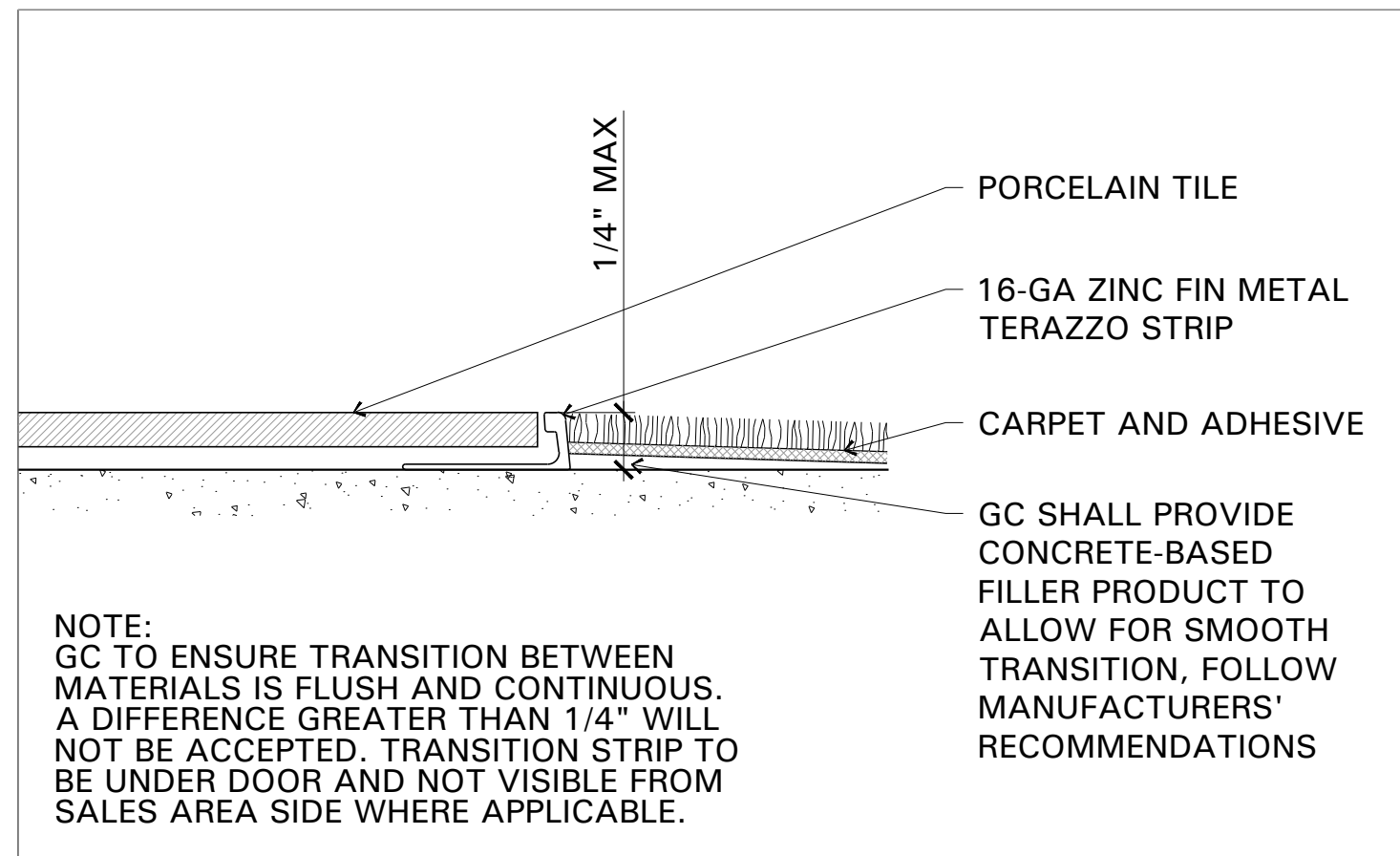
OWNER:
sloop number
SELECT COMFORT
9800 59TH AVE. N
MINNEAPOLIS, MN 55442

PROJECT:
sloop number
ALBANY RETAIL
SUITE 200
2630 DAWSON ROAD
ALBANY, GA 31707

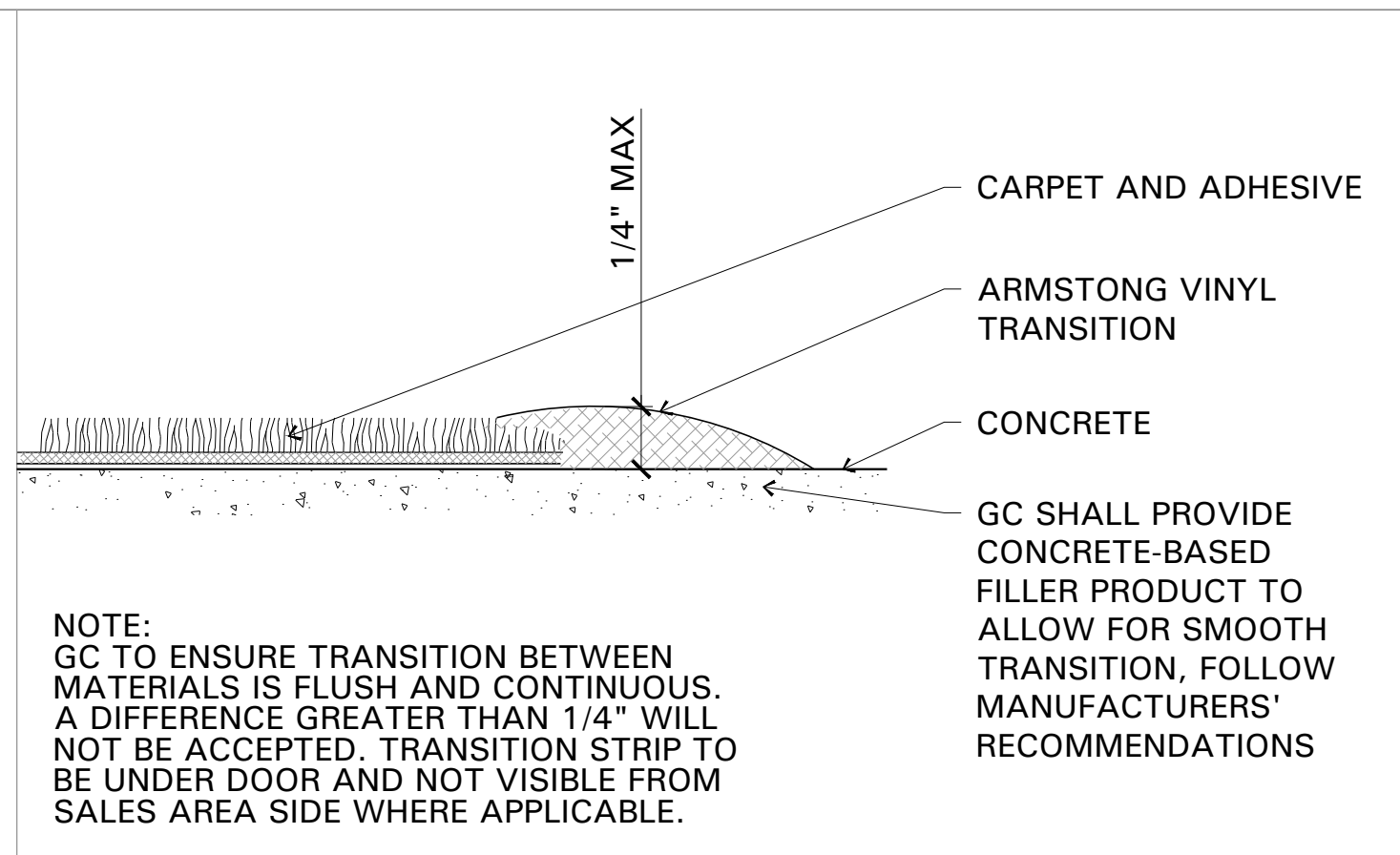
NO.	REVISION	DATE	BY

DOCUMENT DATE	20 MAY 2016
DRAWN BY	SHN
ISSUED FOR	DATE
PRELIMINARY	
FINAL	
PERMIT	
CHECKED BY	RMM

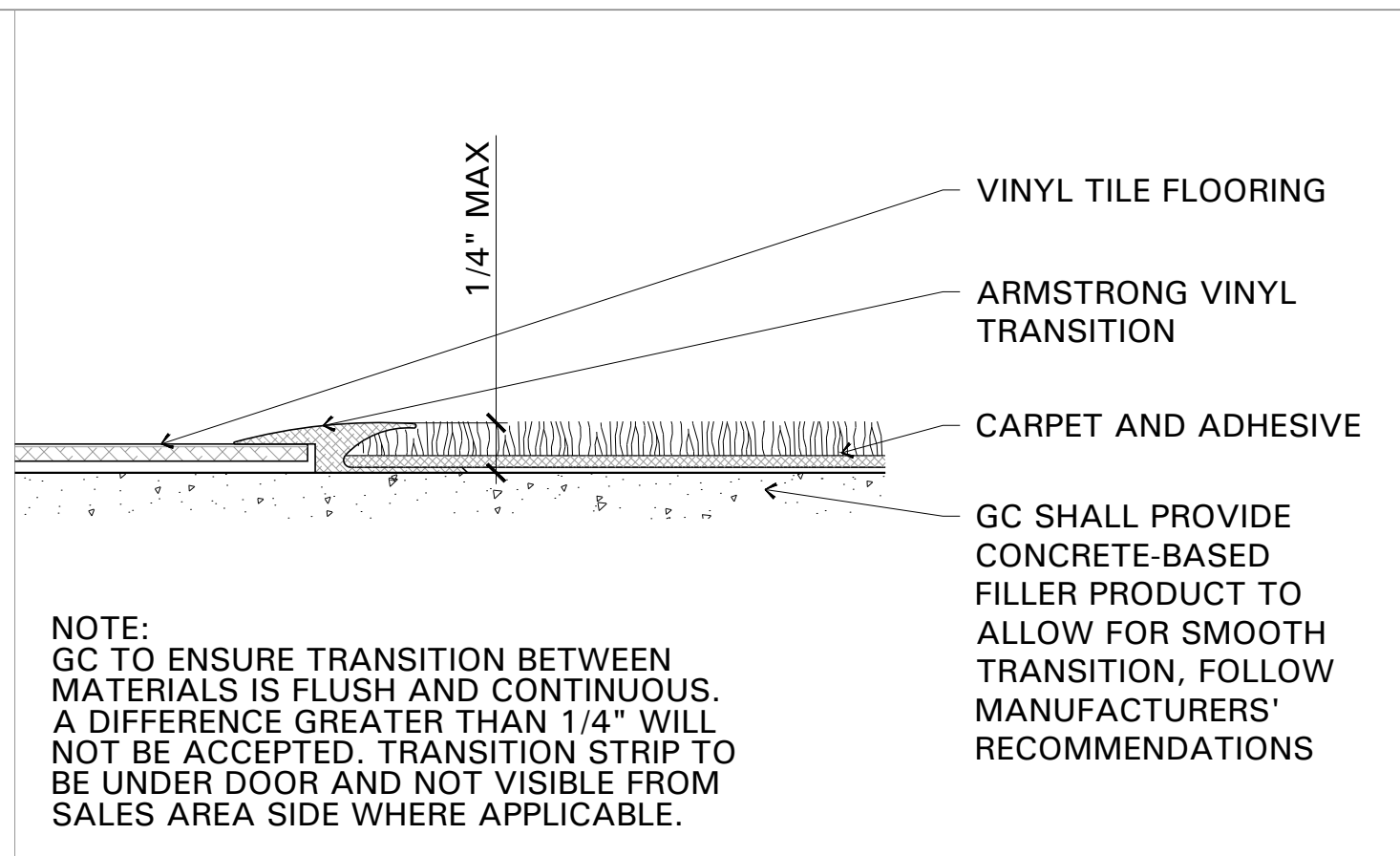
SHEET
A3.1
TITLE
CEILING DETAILS



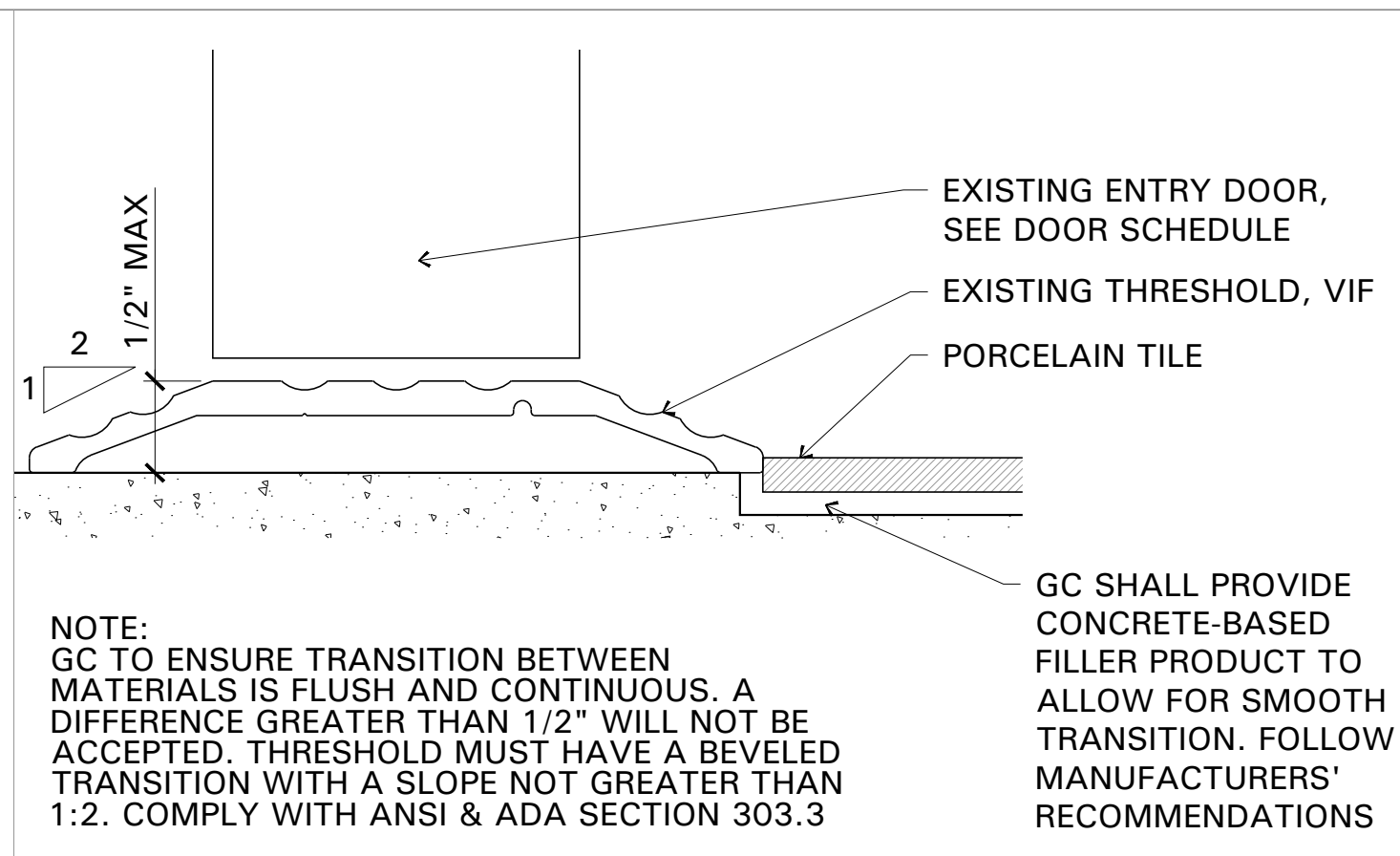
D1 PORCELAIN TILE TO CARPET TRANS
SCALE: FULL SCALE



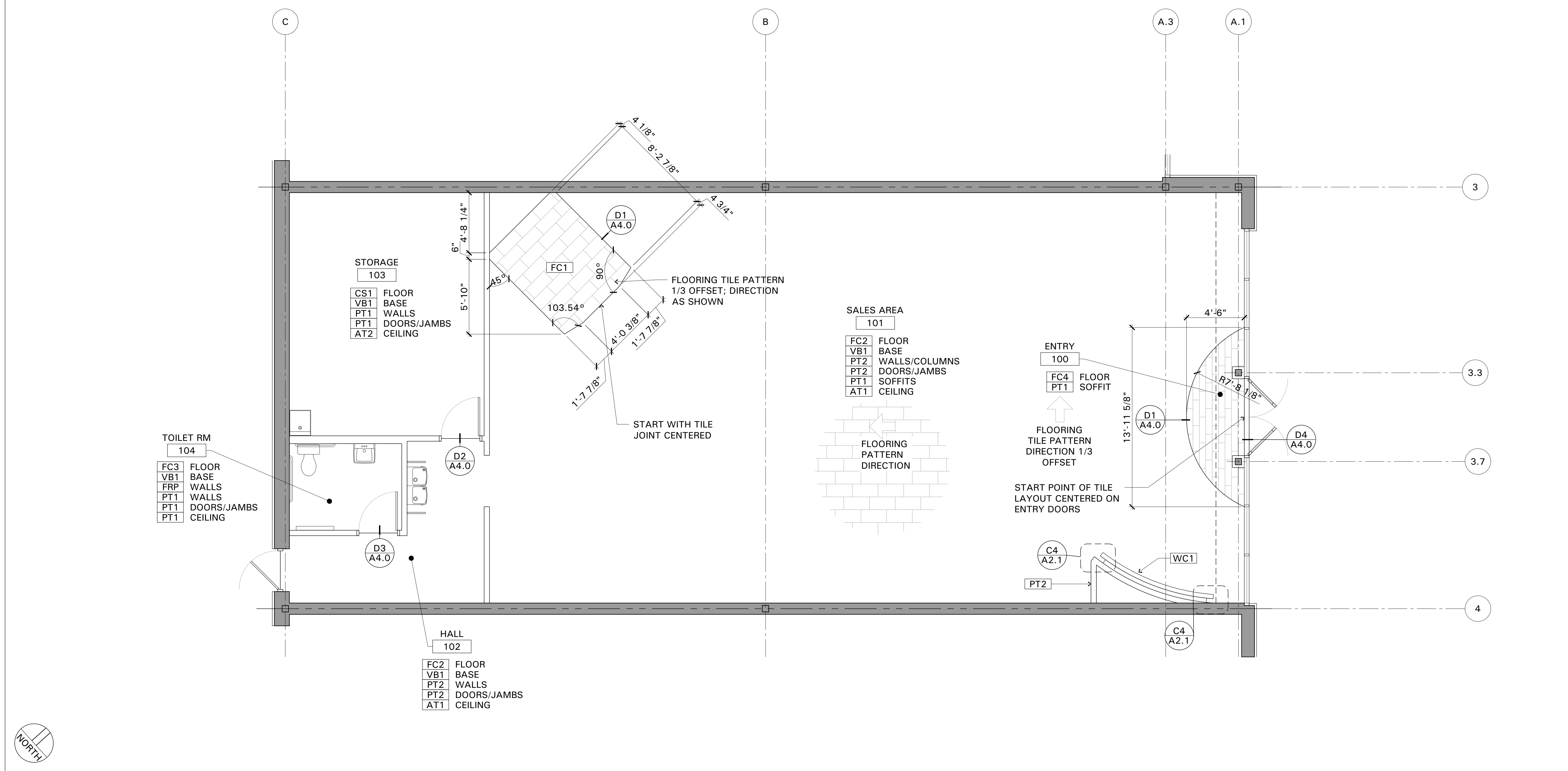
D2 CARPET TO CONCRETE TRANSITION
SCALE: FULL SCALE



D3 VINYL TILE TO CARPET TRANSITION
SCALE: FULL SCALE



D4 PORCELAIN TILE TO THRESHOLD TRANS
SCALE: FULL SCALE



A1 FINISH FLOOR PLAN
SCALE: 1/4" = 1'-0"

CONCEPT BY:
L&M ASSOCIATES, L.L.C.
10907 VALLEY VIEW ROAD
EDEN PRAIRIE, MINNESOTA 55444
© 2016 L&M ASSOCIATES, L.L.C. ALL RIGHTS RESERVED

I HEREBY CERTIFY THAT THIS PLAN, REPORT, SPECIFICATION WAS PREPARED BY ME OR UNDER MY CLOSE PERSONAL SUPERVISION AND I AM A DULY REGISTERED ARCHITECT UNDER THE LAWS IN THE STATE OF GEORGIA
REG. NO. 8325
EXP. DATE 30 JUNE 2017

OWNER:
sleep number
SELECT COMFORT
9800 59TH AVE. N
MINNEAPOLIS, MN 55442

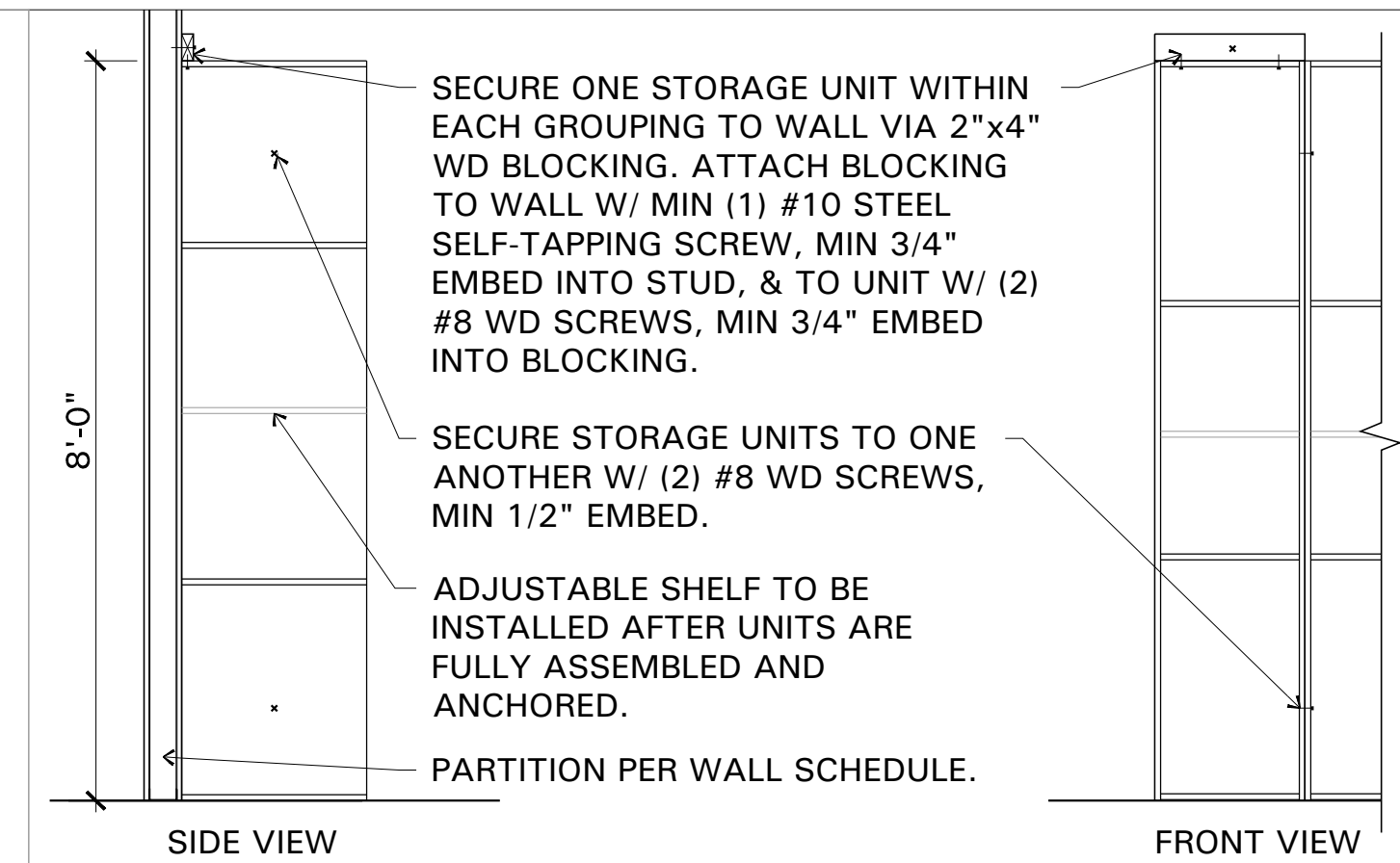
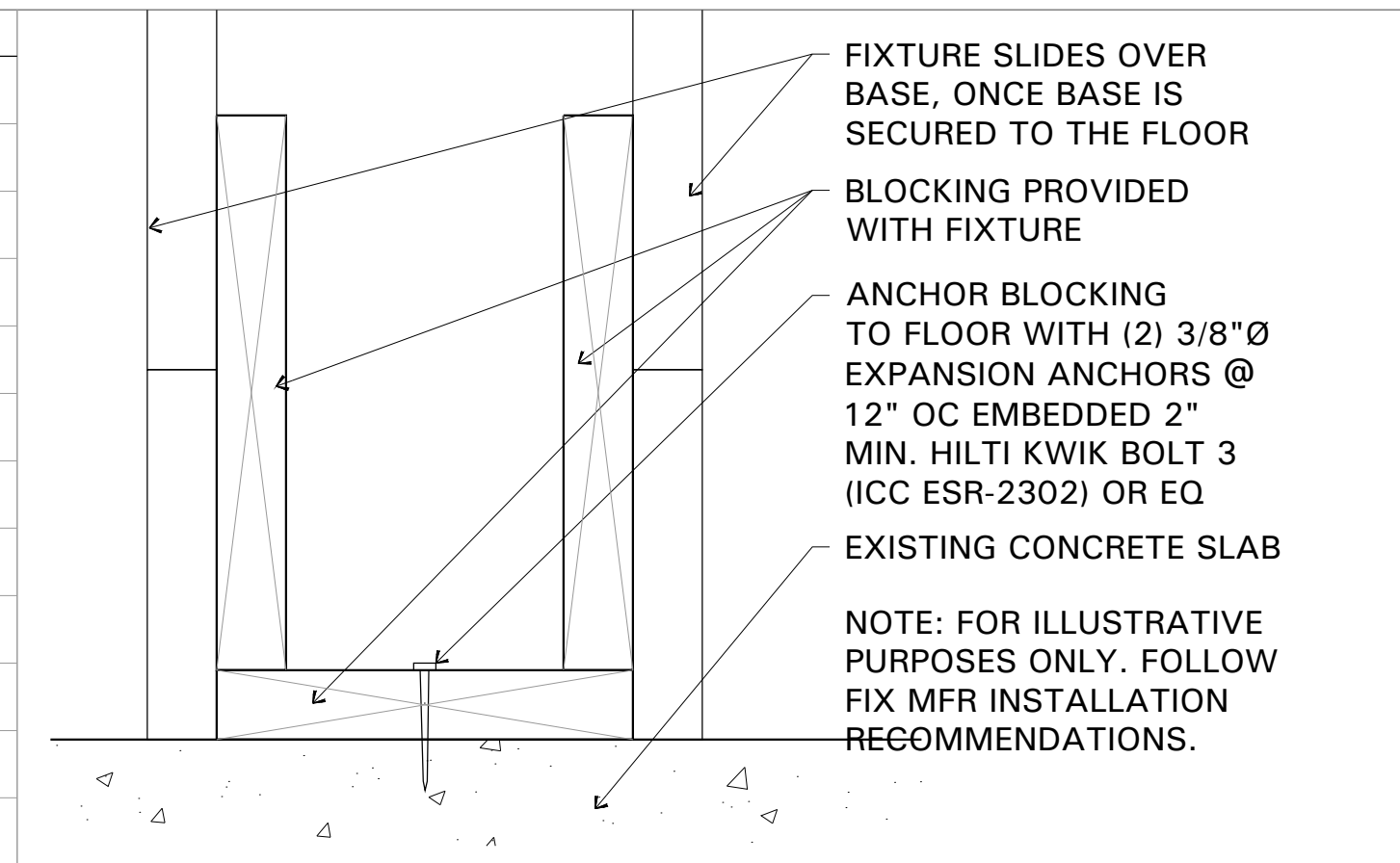
PROJECT:
sleep number
ALBANY RETAIL
SUITE 200
2630 DAWSON ROAD
ALBANY, GA 31707

NO.	REVISION	DATE	BY

DOCUMENT DATE	20 MAY 2016
DRAWN BY	SHN
ISSUED FOR	DATE
PRELIMINARY	
FINAL	
PERMIT	
CHECKED BY	RMM

SHEET
A4.0
TITLE
ROOM FINISH PLAN

TAG	DESCRIPTION	REMARKS	TAG	DESCRIPTION	REMARKS
			(MU-3)	CURVED MERCH UNIT-CONCAVE	FLOOR FIXTURE
(CS-2)	COLOR STORY W/ 2 MERCH UNITS	WALL MOUNTED			
(CW-1)	INNER CIRCLE LOUNGE				
			(PF-1)	DOUBLE-SIDED PILLOW FIT	FLOOR FIXTURE
			(SE-1)	SMALL CURVED SCREEN ELEMENT	FLOOR MOUNTED
(HB-1)	62" QUEEN HEAD BD				
(HB-3)	78" KING HEAD BD				
(HB-4)	DRESS BED HEAD BD		(WU-2)	2 UNIT BEDDING FIXTURE	WALL MOUNTED
			(WU-3)	3 UNIT BEDDING FIXTURE	WALL MOUNTED



TAG	DESCRIPTION	REMARKS
①	"KNOW BETTER SLEEP"	CENTERED ON 8'-0" AFF CURVED WALL AT 72" AFF
②	"INNER CIRCLE LOUNGE"	72" AFF TO BOTTOM OF 'LOUNGE' SPACED 3" OFF THE RIGHT EDGE
④	"INDIVIDUAL FIT"	CENTERED ON SIGNATURE PATTERN WALL 86" AFF
⑧	"EXPERIENCE PILLOW FIT"	CENTERED OVER THE PF-1 FIXTURE ON THE SIDE VISABLE TO THE ENTRY
⑨	"TOO HOT? TOO COLD?"	CENTERED ON DUAL TEMP HEADBOARD AT 61" AFF

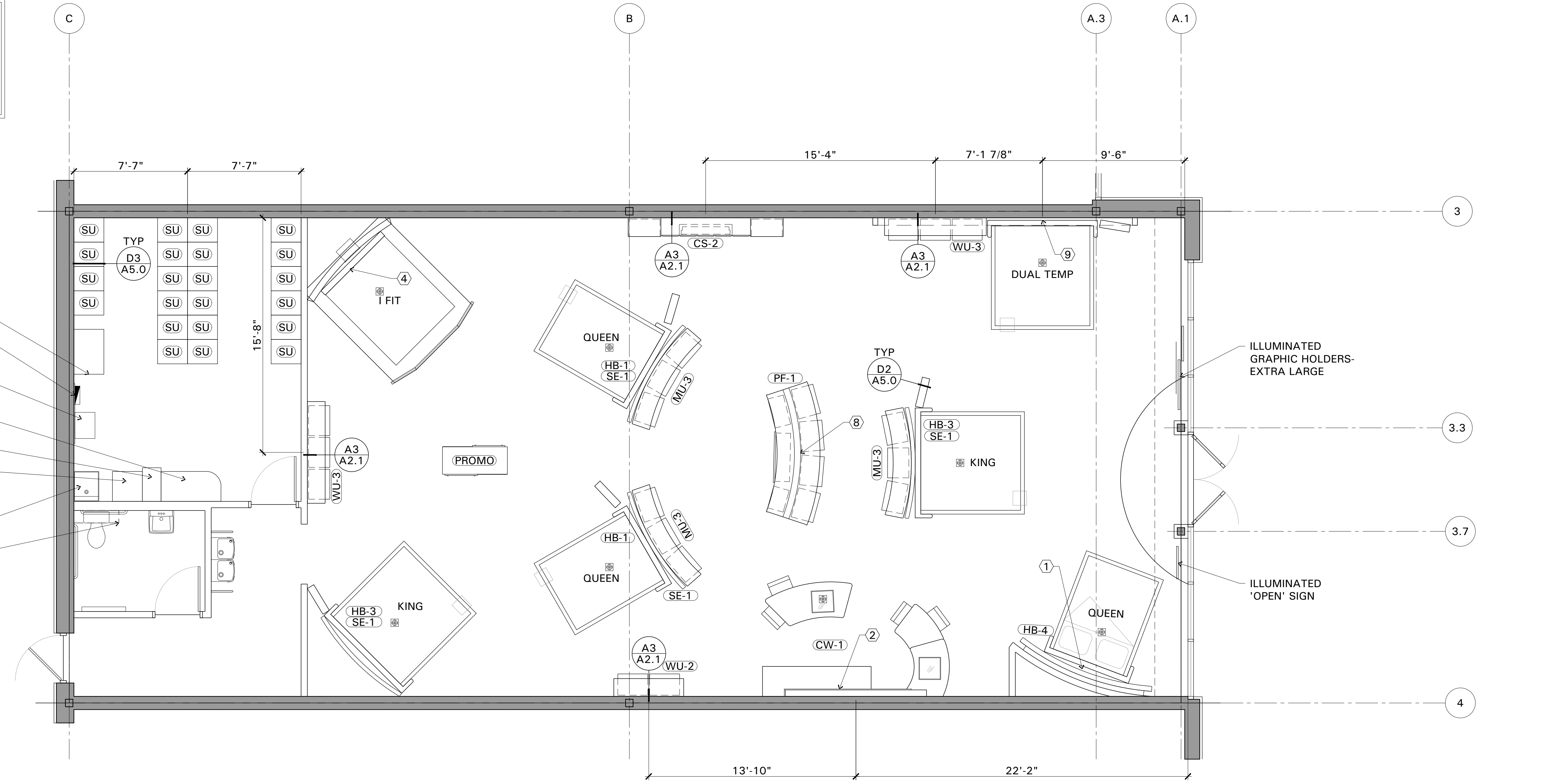
D1 FIXTURE SCHEDULE
SCALE: N/A

D2 BED TOWER ANCHOR DETAIL
SCALE: 6" = 1'-0"

D3 STORAGE UNIT (SU) ANCHOR DETAIL
SCALE: 1/2" = 1'-0"

D4 FIXTURE GRAPHICS SCHEDULE
SCALE: N/A

GENERAL FIXTURE NOTES:
1. INSTALL FIXTURES PER MANUFACTURER'S INSTRUCTIONS. ENSURE ATTACHMENTS FOR WALL-HUNG FIXTURES ARE ANCHORED INTO BLOCKING.
2. DIMENSIONS ALONG THE WALL ARE TO THE CENTER OF FIXTURES.



A1 FIXTURE PLAN
SCALE: 1/4" = 1'-0"

CONCEPT BY:
L&M
ASSOCIATES, LTD.
10907 VALLEY VIEW ROAD
EDEN PRAIRIE, MINNESOTA 55344
© 2016 L&M ASSOCIATES, LTD. ALL RIGHTS RESERVED.

I HEREBY CERTIFY THAT THIS PLAN, REPORT, SPECIFICATION OR ANY PART THEREOF WAS PREPARED BY ME OR UNDER MY CLOSE PERSONAL SUPERVISION AND I AM A DULY REGISTERED ARCHITECT UNDER THE LAWS IN THE STATE OF GEORGIA
REG. NO. 8325
SHEETS COVERED BY THIS SEAL: ARCHITECTURAL
EXP. DATE 30 JUNE 2017

OWNER:
steep number
SELECT COMFORT
9800 59TH AVE. N
MINNEAPOLIS, MN 55442

PROJECT:
steep number
ALBANY RETAIL
SUITE 200
2630 DAWSON ROAD
ALBANY, GA 31707

NO.	REVISION	DATE	BY

DOCUMENT DATE	20 MAY 2016
DRAWN BY	SHN
ISSUED FOR	DATE
PRELIMINARY	
FINAL	
PERMIT	
CHECKED BY	RMM

SHEET
A5.0
TITLE
FIXTURE PLAN

I HEREBY CERTIFY THAT THIS PLAN, REPORT, SPECIFICATION WAS PREPARED BY ME OR UNDER MY CLOSE PERSONAL SUPERVISION AND I AM A DULY REGISTERED ARCHITECT UNDER THE LAWS IN THE STATE OF GEORGIA
 SHEETS COVERED BY THIS SEAL: ARCHITECTURAL
 REG. NO. 8325
 EXP. DATE 30 JUNE 2017

OWNER:
 select number
 SELECT COMFORT
 9800 59TH AVE. N
 MINNEAPOLIS, MN 55442

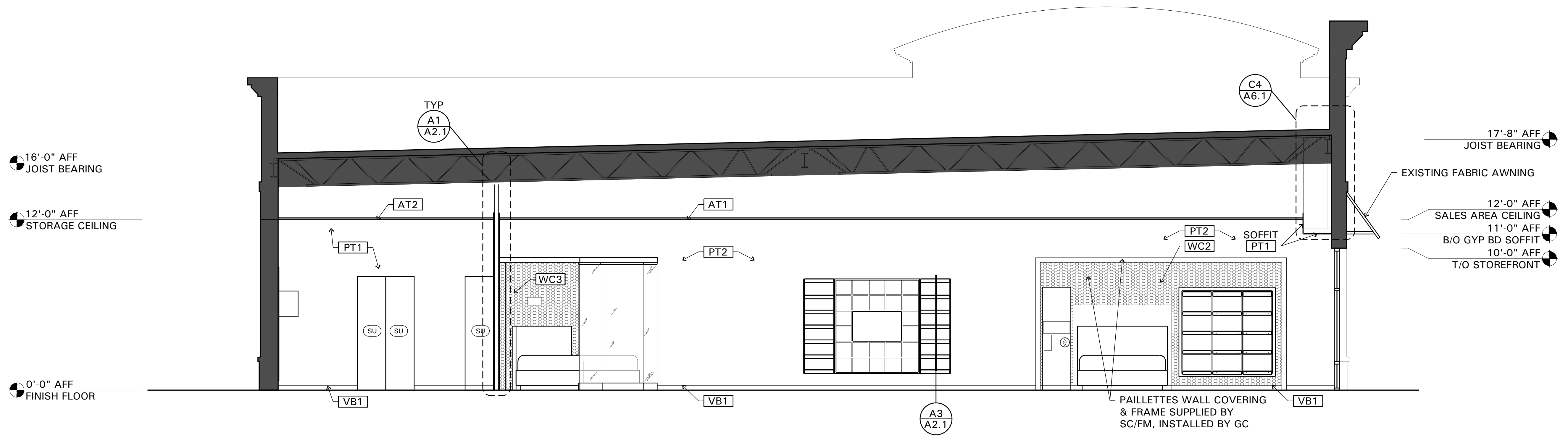
PROJECT:
 select number
 ALBANY RETAIL
 SUITE 200
 2630 DAWSON ROAD
 ALBANY, GA 31707

NO.	REVISION	DATE	BY

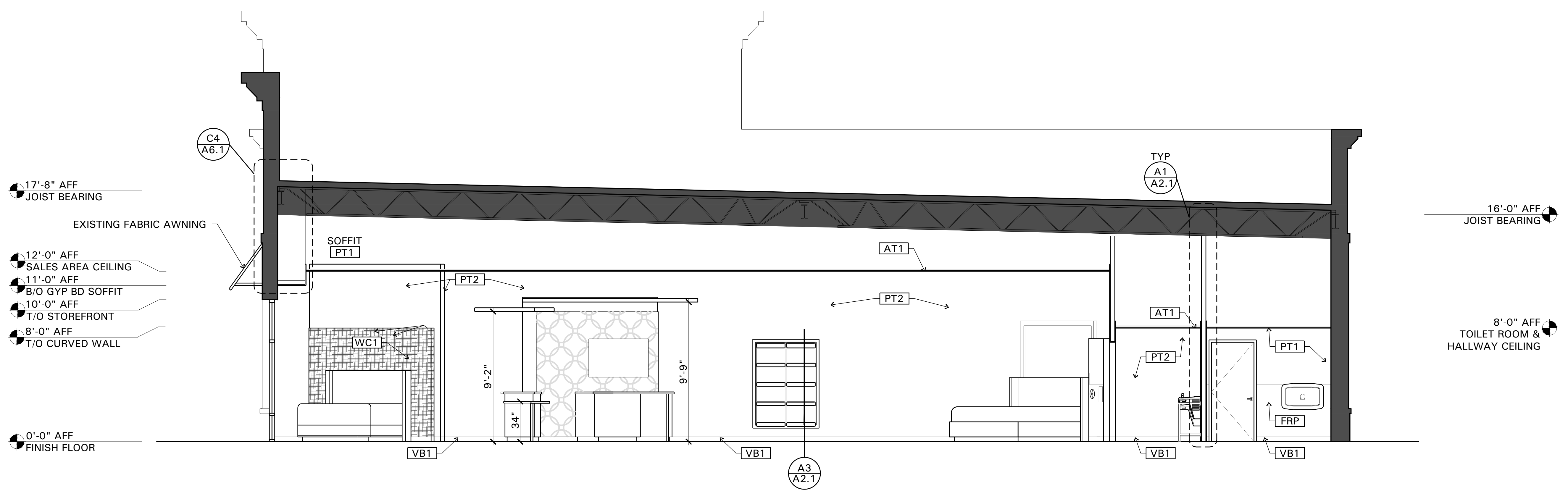
DOCUMENT DATE	DATE	BY	DATE	BY
20 MAY 2016		SHN		
DRAWN BY				
ISSUED FOR				
PRELIMINARY				
FINAL				
PERMIT				
CHECKED BY				

SHEET
A6.0
 TITLE
 INTERIOR SECTIONS AND ELEVATIONS

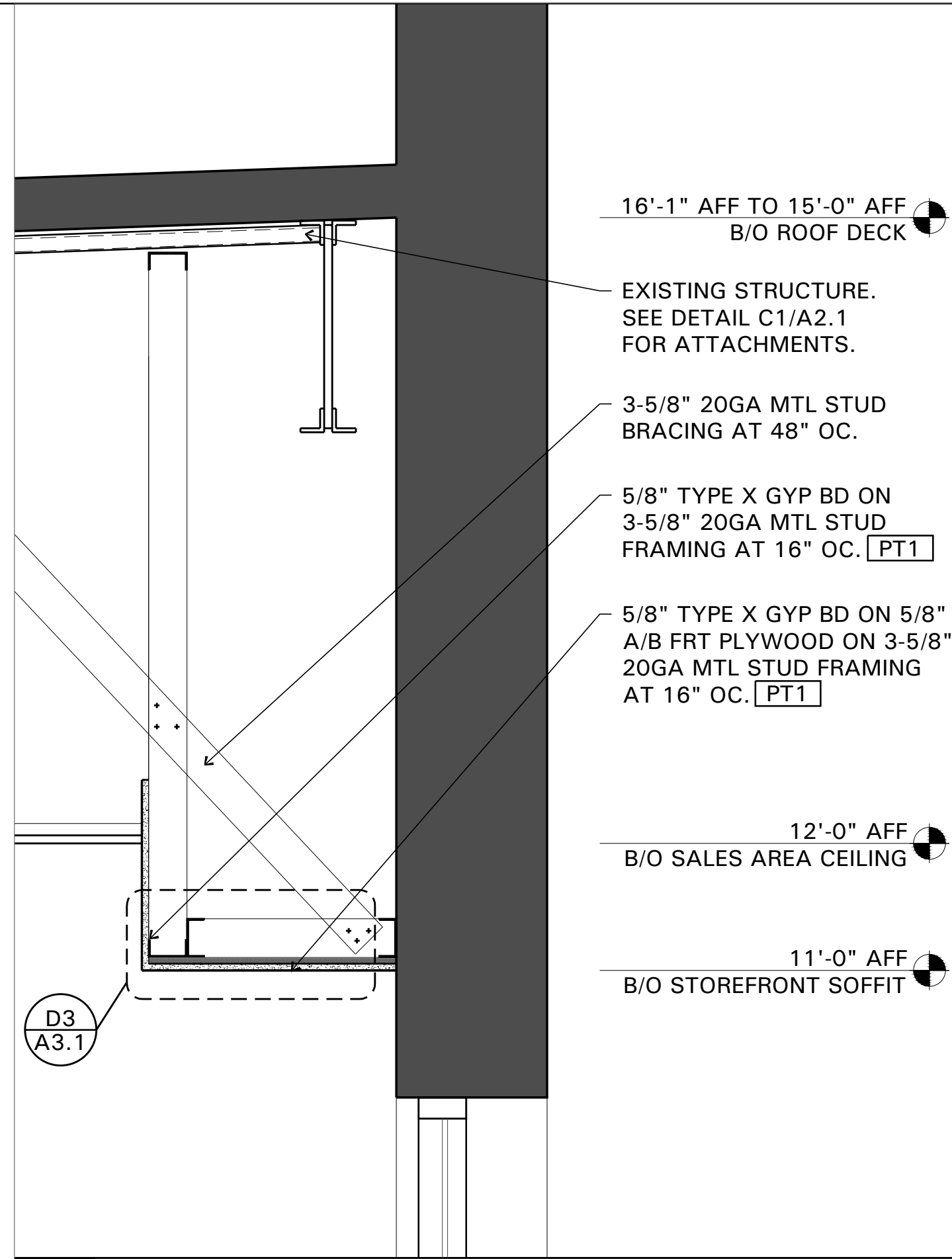
SC STORE #
 LM PROJECT NO.
 XXX
 1604.802



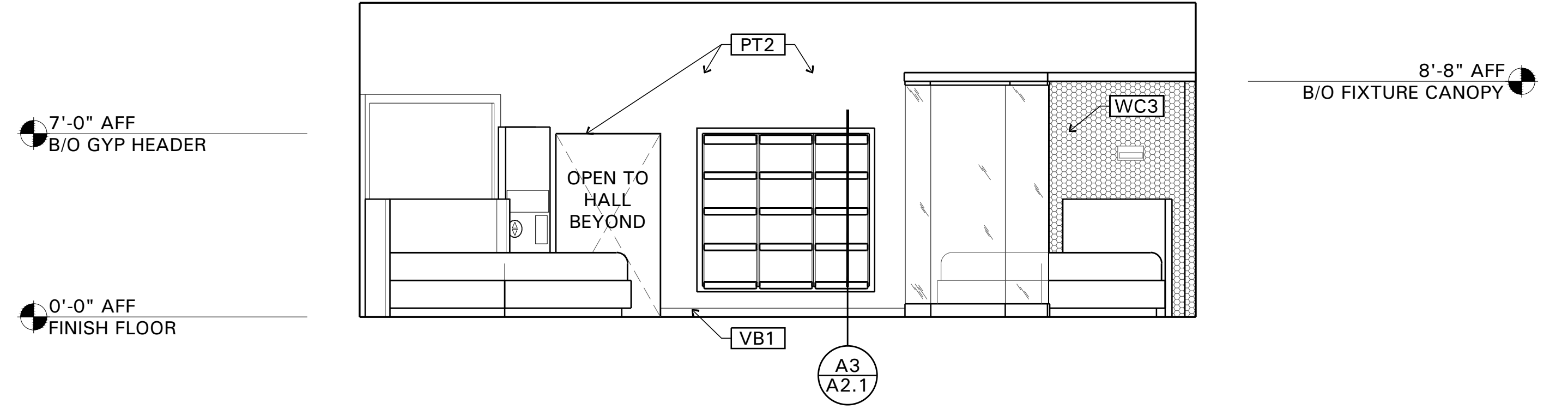
C1 LONGITUDINAL SECTION AND ELEVATION
 SCALE: 1/4" = 1'-0"



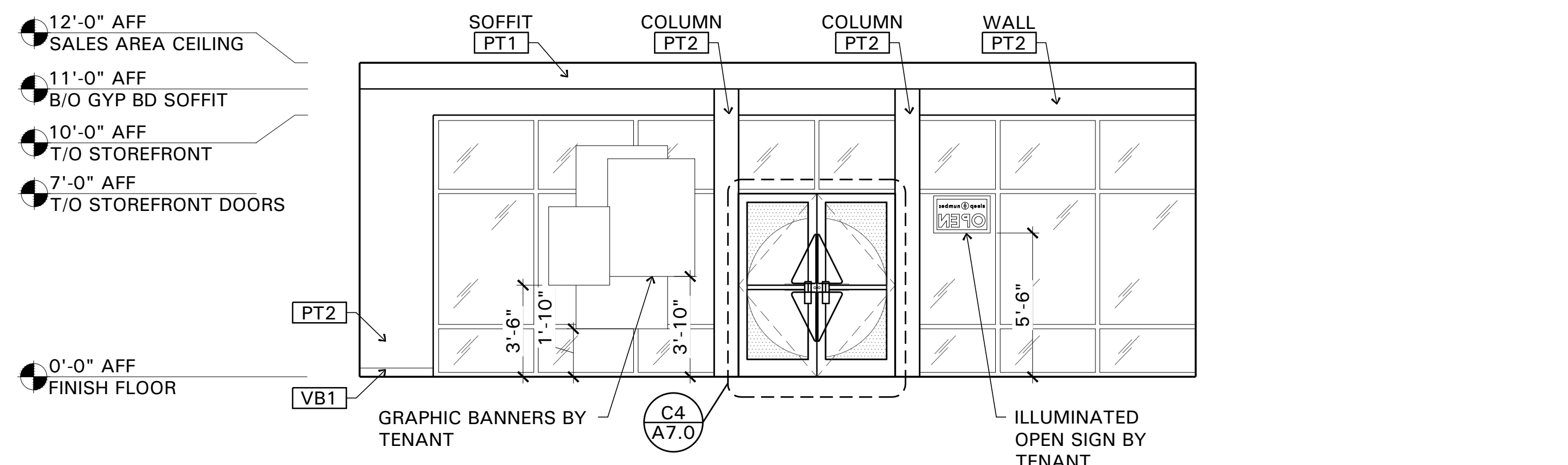
A1 LONGITUDINAL SECTION AND ELEVATION
 SCALE: 1/4" = 1'-0"



C4 SOFFIT SECTION
SCALE: 1" = 1'-0"



B3 INTERIOR ELEVATION
SCALE: 1/4" = 1'-0"



A3 INTERIOR ELEVATION
SCALE: 1/4" = 1'-0"

CONCEPT BY:
L&M
ASSOCIATES, L.L.C.
10907 VALLEY VIEW ROAD
EDEN PRAIRIE, MINNESOTA 55344
© 1984 L&M ASSOCIATES, LTD. ALL RIGHTS RESERVED

I HEREBY CERTIFY THAT THIS PLAN, REPORT SPECIFICATION WAS PREPARED BY ME OR UNDER MY CLOSE PERSONAL SUPERVISION AND I AM A DULY REGISTERED ARCHITECT UNDER THE LAWS IN THE STATE OF GEORGIA
SHEETS COVERED BY THIS SEAL: ARCHITECTURAL
REG. NO. 8325
EXP. DATE 30 JUNE 2017

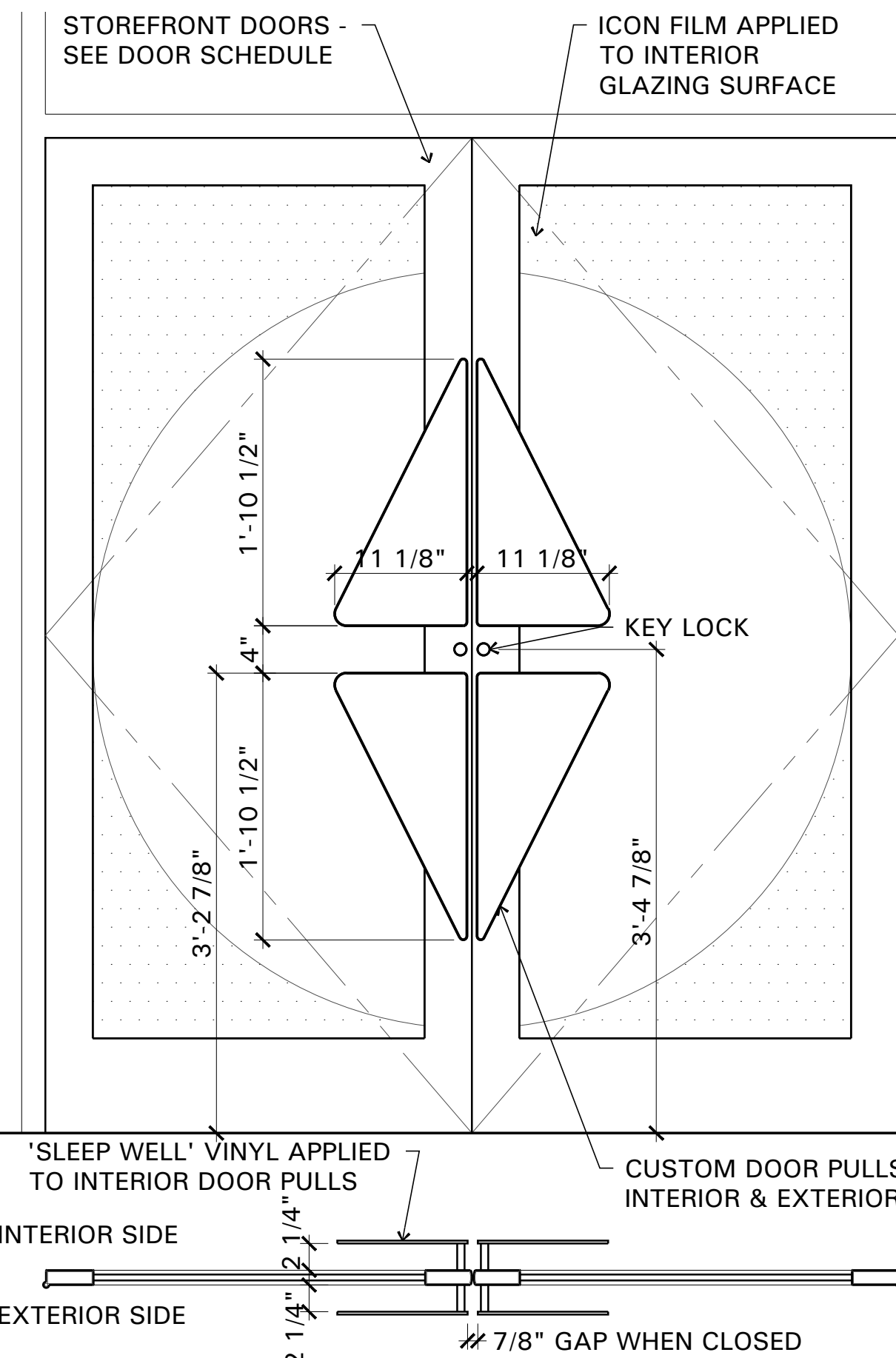
OWNER:
steep number
SELECT COMFORT
9800 59TH AVE, N
MINNEAPOLIS, MN 55442

PROJECT:
steep number
ALBANY RETAIL
SUITE 200
2630 DAWSON ROAD
ALBANY, GA 31707

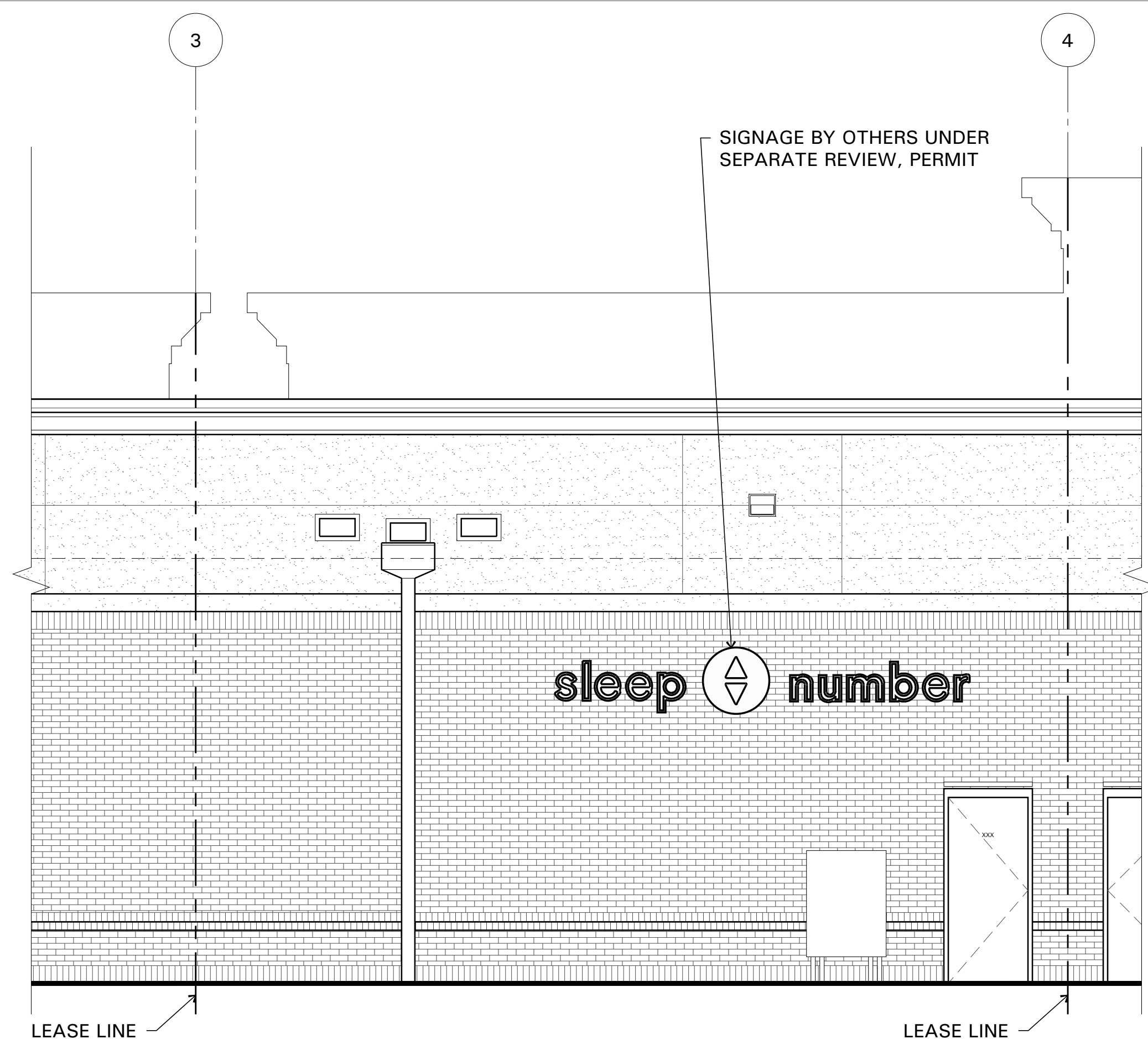
NO.	REVISION	DATE	BY

DOCUMENT DATE	SHN	RMM
20 MAY 2016		
DRAWN BY		
ISSUED FOR		
PRELIMINARY		
FINAL		
PERMIT		
CHECKED BY		

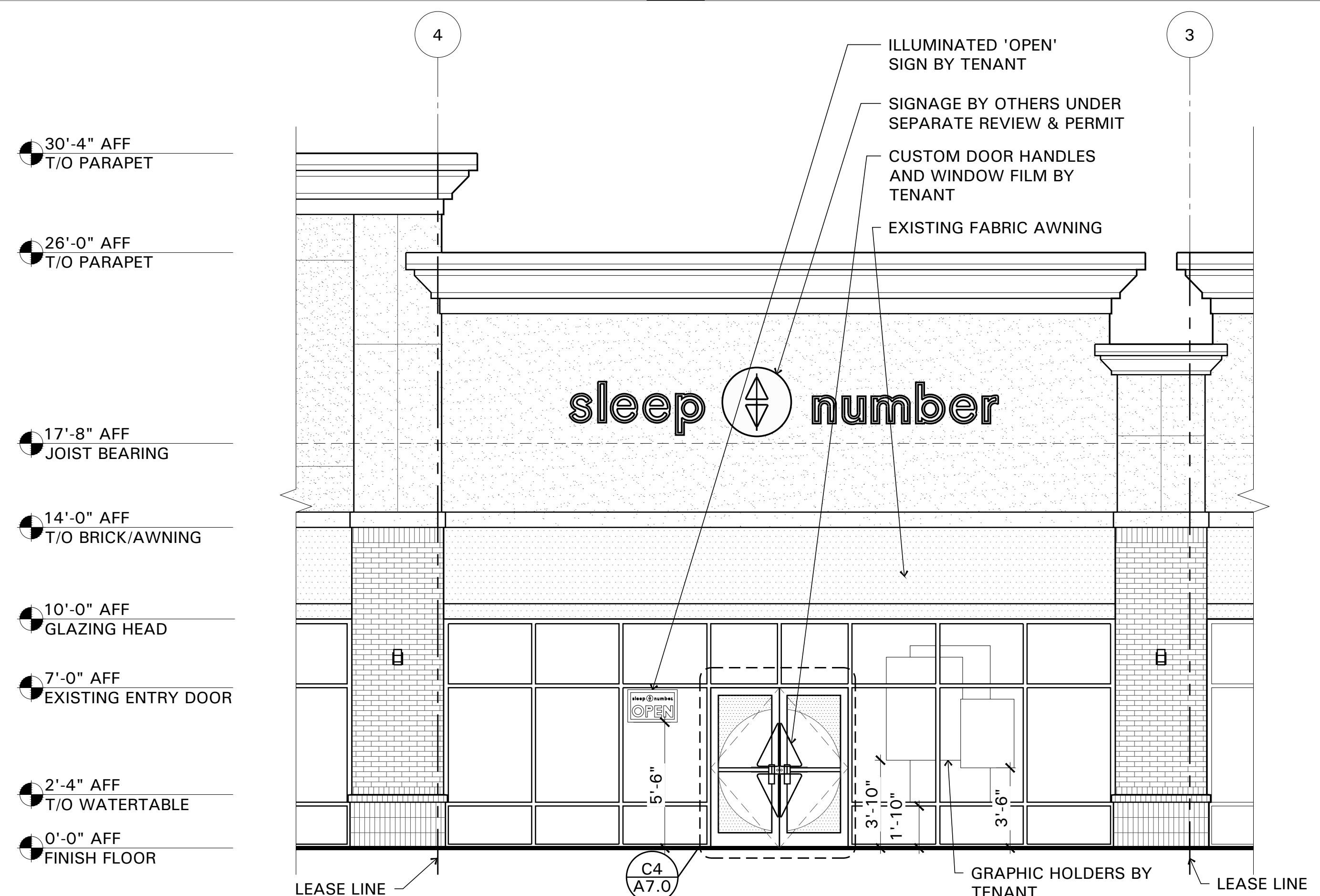
SHEET
A6.1
TITLE
INTERIOR ELEVATIONS & DETAILS



C4 ENTRY DOOR DETAILS
SCALE: 1" = 1'-0"



A1 EXTERIOR ELEVATION - REAR
SCALE: 1/4" = 1'-0"



A3 EXTERIOR ELEVATION - STOREFRONT
SCALE: 1/4" = 1'-0"

CONCEPT BY:
L&M
ASSOCIATES, L.L.D.
10907 VALLEY VIEW ROAD
EDEN PRAIRIE, MINNESOTA 55344
© 1984 L&M ASSOCIATES, LTD. ALL RIGHTS RESERVED

I HEREBY CERTIFY THAT THIS PLAN, REPORT SPECIFICATION WAS PREPARED BY ME OR UNDER MY CLOSE PERSONAL SUPERVISION AND I AM A DULY REGISTERED ARCHITECT UNDER THE LAWS IN THE STATE OF GEORGIA
SHEETS COVERED BY THIS SEAL: ARCHITECTURAL
REG. NO. 8325
EXP. DATE 30 JUNE 2017

OWNER:
sleep number
SELECT COMFORT
9800 59TH AVE. N
MINNEAPOLIS, MN 55442

PROJECT:
sleep number
ALBANY RETAIL
SUITE 200
2630 DAWSON ROAD
ALBANY, GA 31707

NO.	REVISION	DATE	BY

DOCUMENT DATE	20 MAY 2016
DRAWN BY	SHN
ISSUED FOR	DATE
PRELIMINARY	
FINAL	
PERMIT	
CHECKED BY	RMM

SHEET
A7.0
TITLE
STOREFRONT ELEVATIONS & DETAILS

SC STORE #
LM PROJECT NO. 1604.802