

WAREHOUSE | SINGLE TENANT

24,066 SF
Available for Sublease

**Building Can Be
Reconfigured to:**

5,200 SF OFFICE

18,866 SF WAREHOUSE



**SUGAR LAND
BUSINESS PARK**

625 Jess Pirtle Blvd.
Sugar Land, Texas


CBRE

Property Overview

- Single-tenant industrial building in Sugar Land Business Park
- Currently 8,033 SF of warehouse and 16,033 SF of office but can be reconfigured to 5,200 SF of office and 18,866 SF of warehouse.
- Located in Sugar Land, one of Houston's most dynamic submarkets
- Current lease expires December 2028. Landlord would extend term.



Property Detail



Address

625 Jess Pirtle Blvd.,
Sugar Land, TX
77478



Clear Height

15' Eave up to 25'
in center



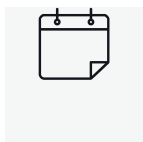
Parking

71 Spaces



HVAC

Fully Airconditioned
8 Units



Year Built

2002
(Expanded in 2010)



Loading Type

Grade Level



Natural Gas

to building




Fire Protection

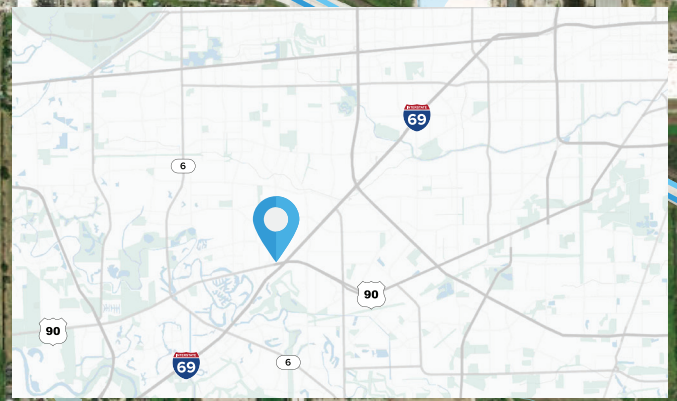
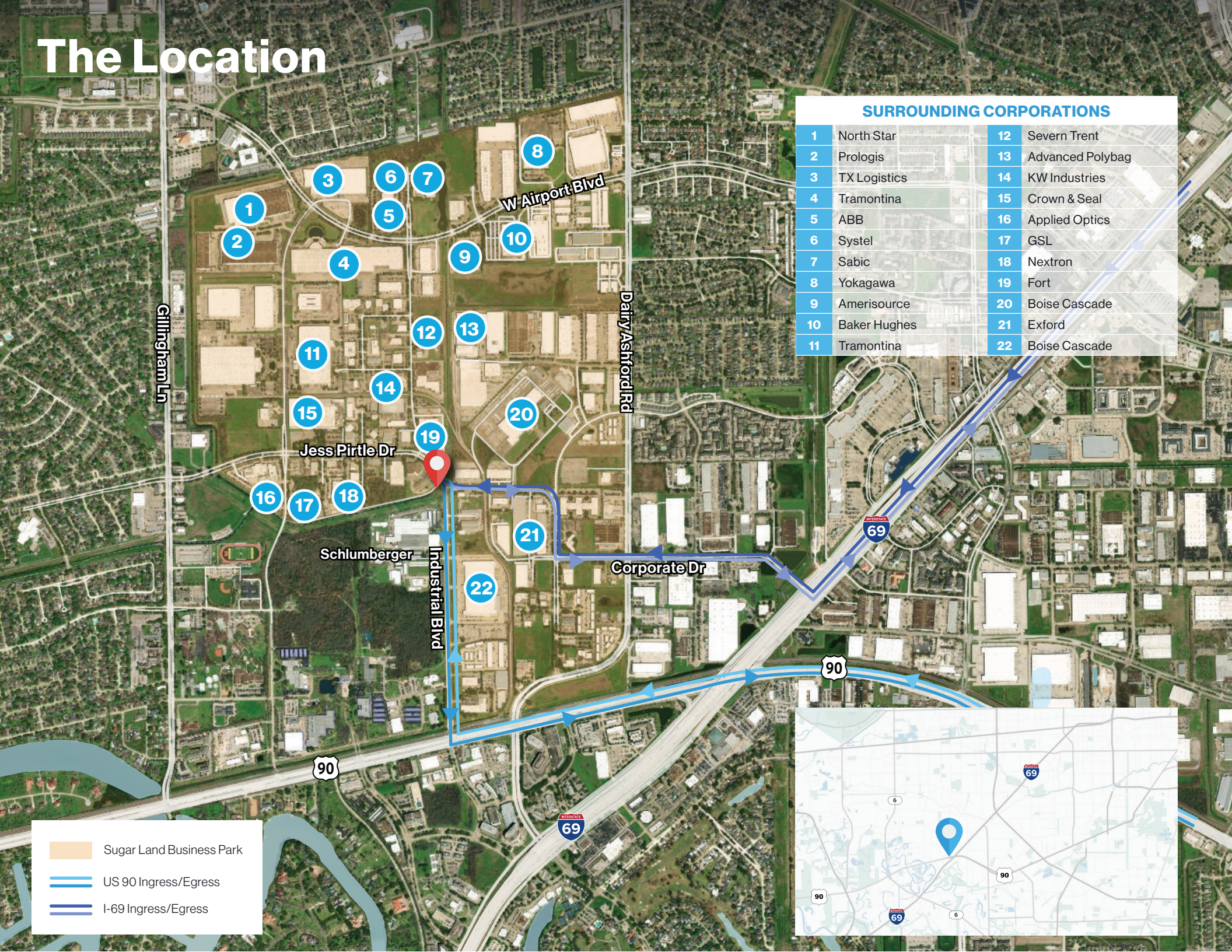
Fully Sprinklered

The Location

SURROUNDING CORPORATIONS

1	North Star	12	Severn Trent
2	Prologis	13	Advanced Polybag
3	TX Logistics	14	KW Industries
4	Tramontina	15	Crown & Seal
5	ABB	16	Applied Optics
6	Systel	17	GSL
7	Sabic	18	Nextron
8	Yokagawa	19	Fort
9	Amerisource	20	Boise Cascade
10	Baker Hughes	21	Exford
11	Tramontina	22	Boise Cascade

-  Sugar Land Business Park
-  US 90 Ingress/Egress
-  I-69 Ingress/Egress





SUGAR LAND BUSINESS PARK

625 Jess Pirtle Blvd.
Sugar Land, Texas

24,066 SF
Available for Sublease



Contacts

Tom Lynch

Executive Vice President

+1 713 577 1759

thomas.lynch2@cbre.com

Brad Smith

Senior Associate

+1 713 577 1594

brad.smith1@cbre.com

CBRE

© 2025 CBRE, Inc. All rights reserved. This information has been obtained from sources believed reliable but has not been verified for accuracy or completeness. CBRE, Inc. makes no guarantee, representation or warranty and accepts no responsibility or liability as to the accuracy, completeness, or reliability of the information contained herein. You should conduct a careful, independent investigation of the property and verify all information. Any reliance on this information is solely at your own risk. CBRE and the CBRE logo are service marks of CBRE, Inc. All other marks displayed on this document are the property of their respective owners, and the use of such marks does not imply any affiliation with or endorsement of CBRE. Photos herein are the property of their respective owners. Use of these images without the express written consent of the owner is prohibited.