

FOR LEASE

# WAREHOUSE SPACE

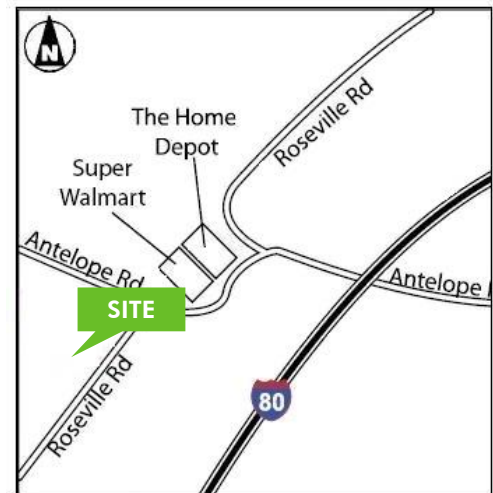
7321 ROSEVILLE ROAD, SUITE 9  
SACRAMENTO, CA 95842



## BUILDING FEATURES

LEASE RATE: \$0.65/SF/MONTH, NNN

- + Total: ±5,280 SF
- + Warehouse: ±5,080 SF
- + Office: ±200 SF
- + Clear Height: ±20'
- + GL Doors: (2) ±12'x14'
- + Restroom: One (1)
- + Sprinklered
- + Semi-Truck Accessible
- + Roseville Road Monument Signage Available
- + Quick I-80 Access via Antelope Road



## CONTACT US

### TODD SANFILIPPO

Senior Vice President  
+1 916 781 4859  
todd.sanfilippo@cbre.com  
Lic. 01045162

### WALTER SMYTH

First Vice President  
+1 916 781 4843  
walter.smyth@cbre.com  
Lic. 00956946

[www.cbre.us/roseville](http://www.cbre.us/roseville)

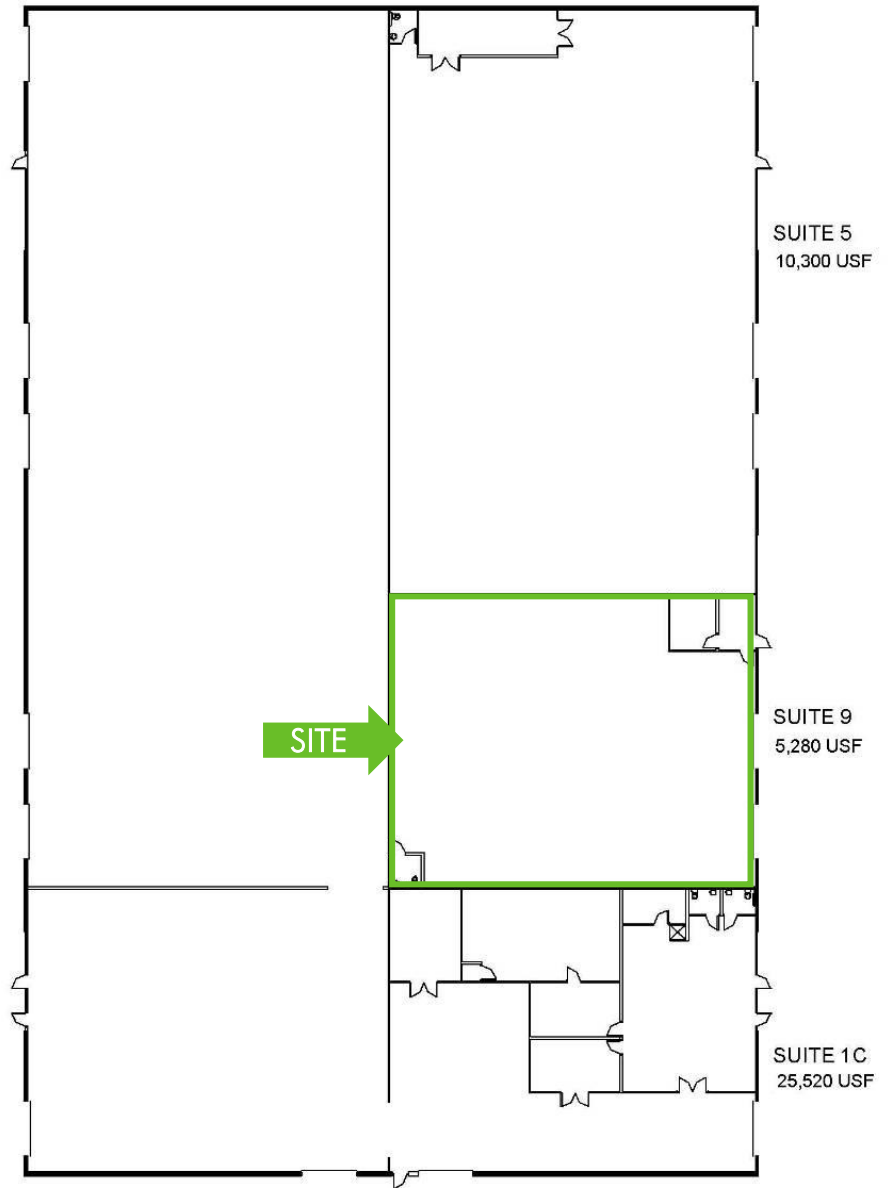
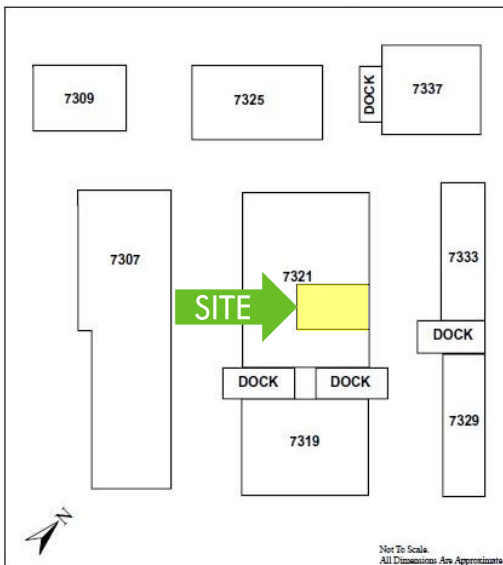
**CBRE**

# FOR LEASE WAREHOUSE SPACE

7321 #9  
ROSEVILLE ROAD  
Sacramento, CA 95842



## FLOOR PLAN



7321 ROSEVILLE RD  
41,100 USF



NOT TO SCALE.  
ALL DIMENSIONS ARE APPROXIMATE.

© 2018 CBRE, Inc. This information has been obtained from sources believed reliable. We have not verified it and make no guarantee, warranty or representation about it. Any projections, opinions, assumptions or estimates used are for example only and do not represent the current or future performance of the property. You and your advisors should conduct a careful, independent investigation of the property to determine to your satisfaction the suitability of the property for your needs. Photos herein are the property of their respective owners and use of these images without the express written consent of the owner is prohibited. CBRE and the CBRE logo are service marks of CBRE, Inc. and/or its affiliated or related companies in the United States and other countries. All other marks displayed on this document are the property of their respective owners. PN 209699

[www.cbre.us/roseville](http://www.cbre.us/roseville)

**CBRE**