

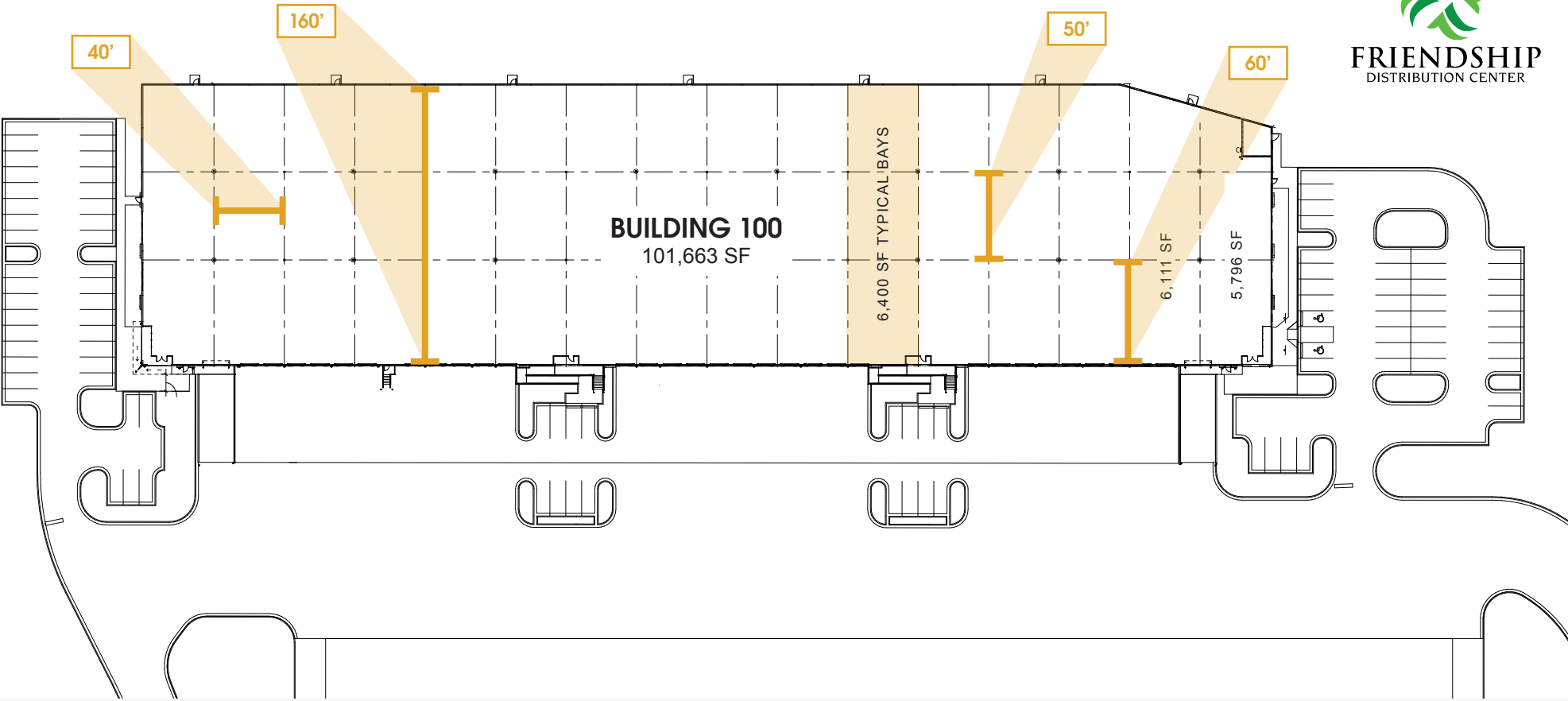


FRIENDSHIP
DISTRIBUTION CENTER

BUILDING 100
101,663 SF AVAILABLE


4646 DISTRIBUTION PARKWAY | BUFORD, GA

SITE PLAN - BUILDING 100



SPACE AVAILABLE	101,663 SF
MINIMUM AVAILABLE	12,800 SF
CLEAR HEIGHT	28'
COLUMN SPACING	40' x 50' (60' speed bays)
BUILDING DIMENSIONS	160' x 635'
PARKING	120 Car Spaces Trailer Spaces Available

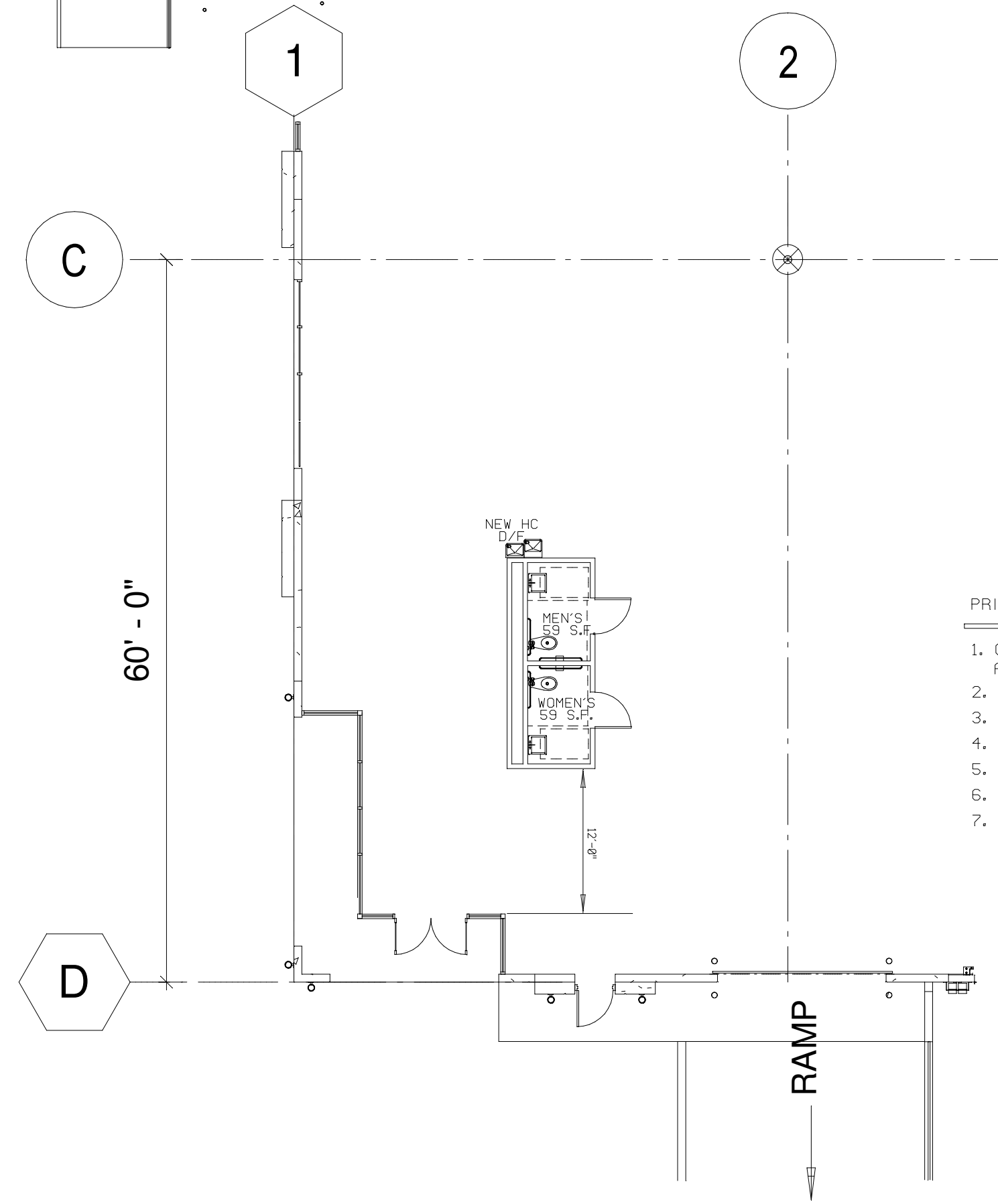
SPRINKLERS	ESFR
WINDOWS	Clerestory
SLAB	6"
DOCK DOORS	31 (9' x 10')
DRIVE-IN DOORS	2 (14' x 16')
TRUCK COURT	210' Deep (Shared)
DISTANCE TO INTERSTATE 985	0.20 Miles



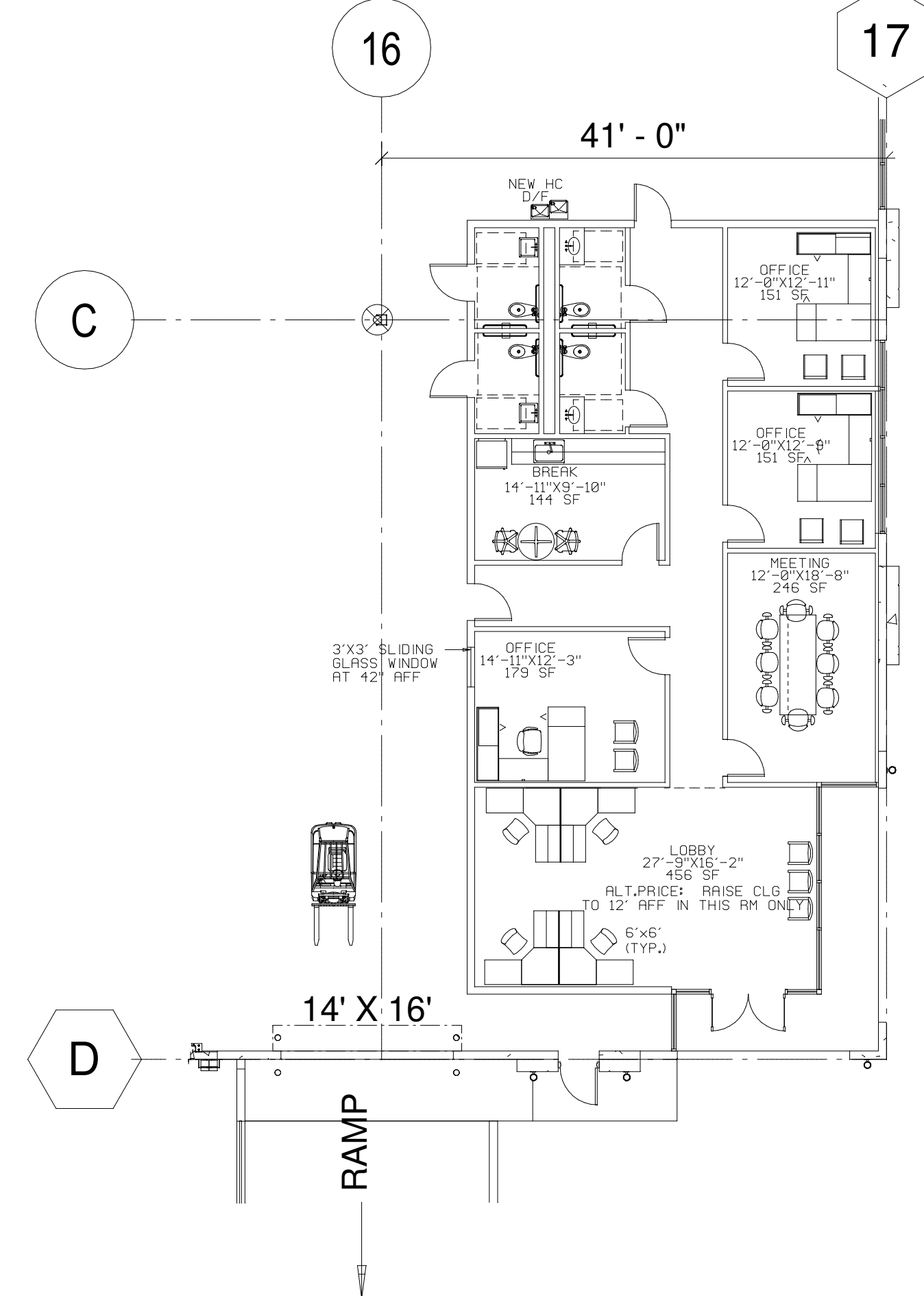
OFFICE SQUARE FEET: 2000
 REMOTE RR SQUARE FEET: 118
 WAREHOUSE SQUARE FEET: 99,545
 TOTAL SQUARE FEET: 101,663

FRIENDSHIP DISTRIBUTION CENTER OVERALL BUILDING PLAN

SCALE: 1/8" = 3'-0" ON PAPER 36"X24"



- PRICING/WAREHOUSE NOTES:
1. GENERAL WAREHOUSE LIGHTING TO BE LED HIGH BAY PROVIDING 25 FC @36" AFF, ACTIVATED BY MOTION SENSORS.
 2. POWER/ELECTRICAL RECEPTACLES AT (4) FOUR DOCK DOORS, EXACT LOCATIONS TBD.
 3. (3) THREE FORKLIFT CHARGERS TO BE PROVIDED, EXACT LOCATIONS TBD.
 4. (8) PIT LEVELERS TO BE PROVIDED, EXACT LOCATIONS TBD.
 5. (18) EDGE OF DOCK LEVELERS TO BE PROVIDED, EXACT LOCATIONS TBD.
 6. GAS-FIRED HEATERS FOR FREEZE PROTECTION
 7. VENTILATION TO PROVIDE (3) AIR CHANGES PER HOUR.



3 ENLARGED WHSE. RR PLAN

SCALE: 3/32" = 1'-0" ON 36"X24" PAPER

2 ENLARGED OFFICE PLAN

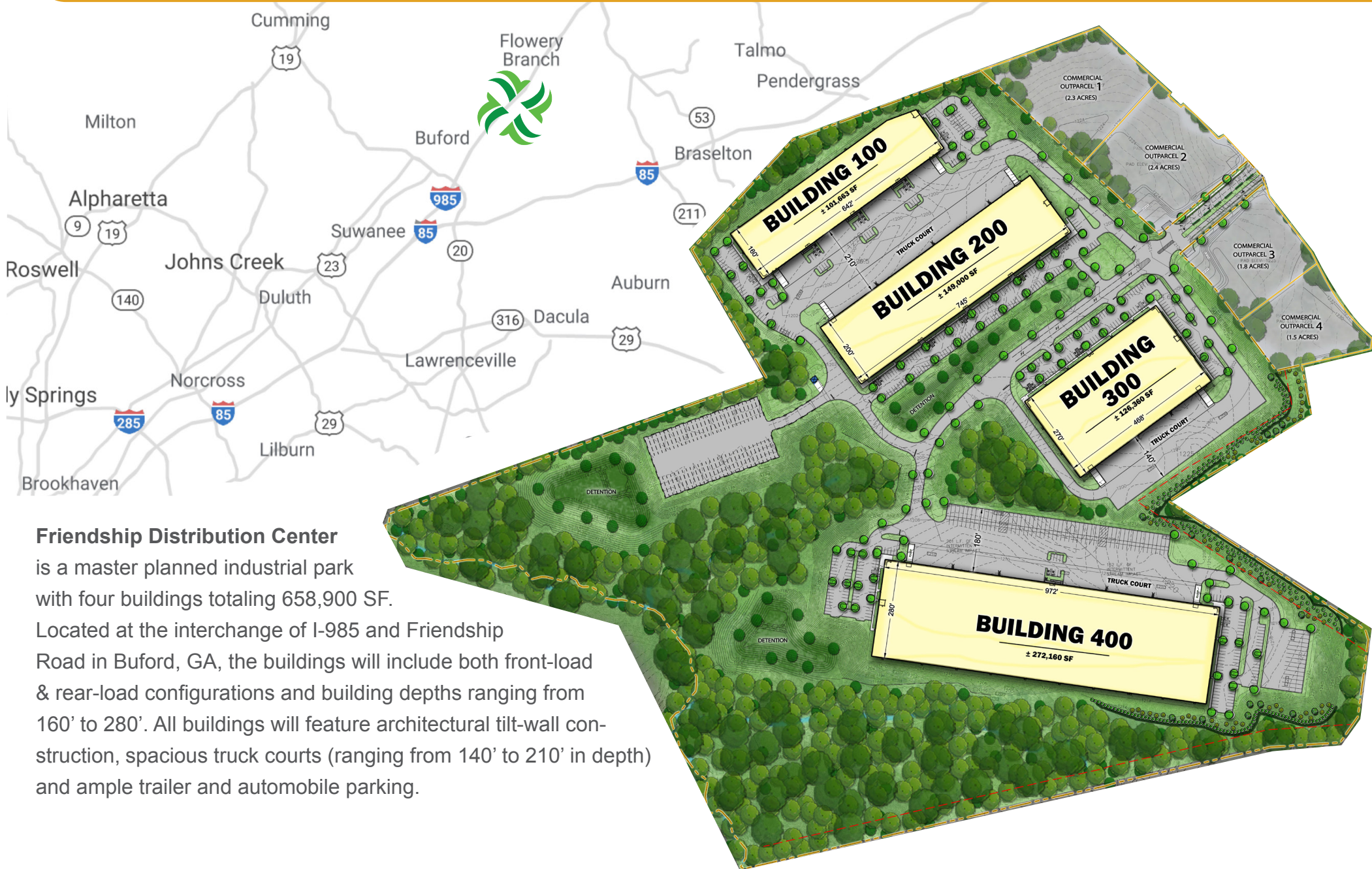
SCALE: 3/32" = 1'-0" ON 36"X24" PAPER

Revision:	JANUARY 17, 2021
	JANUARY 15, 2021
	JANUARY 20, 2021
	JANUARY 22, 2021
	JANUARY 27, 2021
Scale:	SEE PLAN
Date:	JANUARY 15, 2021
Drawn By:	MILLIARD
Checked By:	PSIONES

FRIENDSHIP DISTRIBUTION CENTER
 4646 DISTRIBUTION PKWY., BUILDING 100, BUFORD, GA

CoyleThompsonJones
 6285 BARFIELD RD.
 SUITE 180
 ATLANTA, GEORGIA 30328
 (404) 303-6488 PH
 (404) 303-6489 FX
 www.ctjdesigns.com
 psjones@ctjdesigns.com

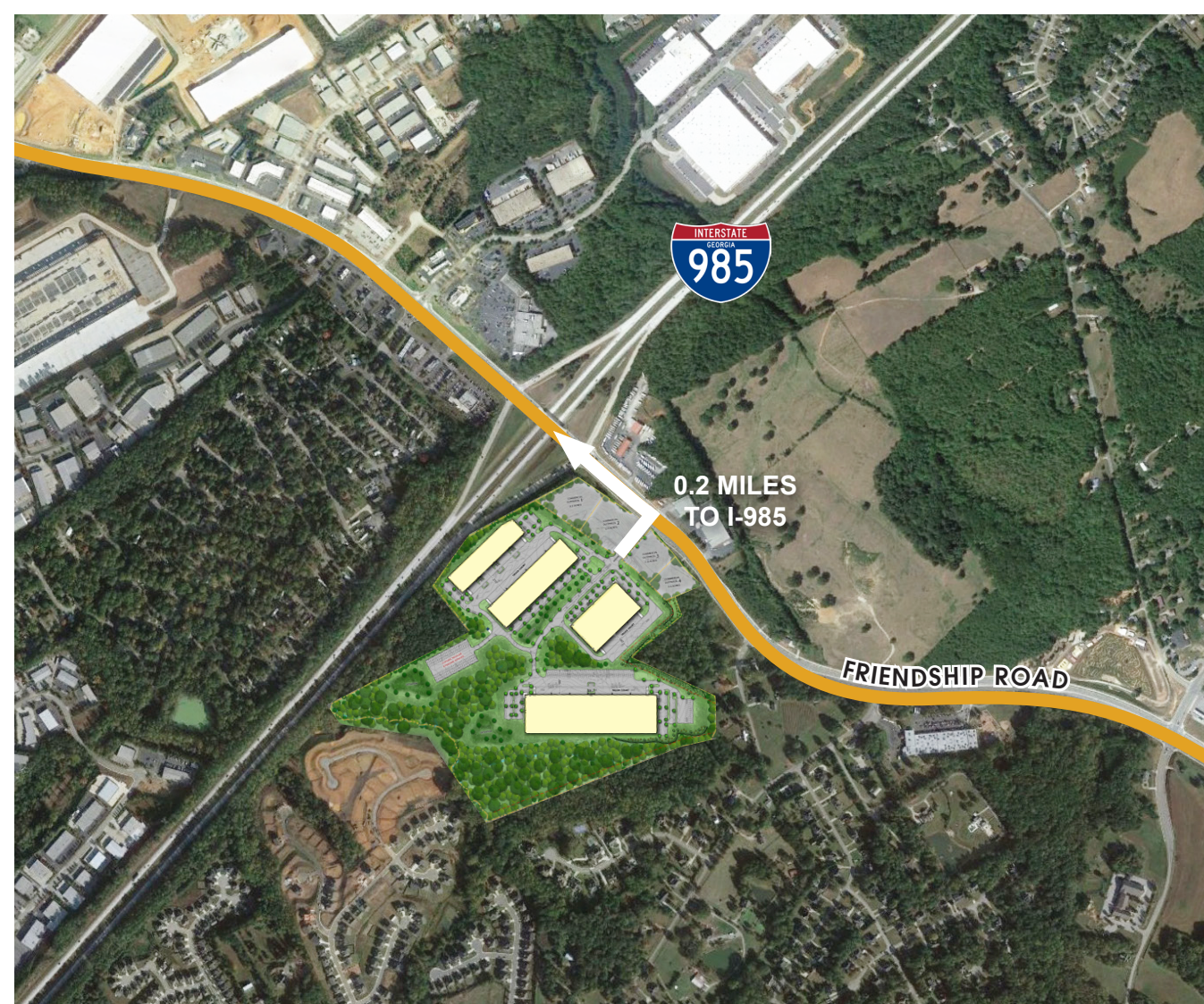
Drawing Number:
 ID-1
 Of 1 Sheets
 JOB NO.
 A/E Job Number:



Friendship Distribution Center

is a master planned industrial park with four buildings totaling 658,900 SF.

Located at the interchange of I-985 and Friendship Road in Buford, GA, the buildings will include both front-load & rear-load configurations and building depths ranging from 160' to 280'. All buildings will feature architectural tilt-wall construction, spacious truck courts (ranging from 140' to 210' in depth) and ample trailer and automobile parking.



INTERSTATES

I-985	0.2 miles
I-85	8 miles
I-285	26 miles



INTERMODALS

CSX Fairburn.....	67 miles
Norfolk Southern/Inman.....	40 miles
Norfolk Southern/Austell.....	57 miles



AIR

Hartsfield Jackson Int'l Airport50 miles



PORTS

Inland Port Greer	126 miles
Savannah	285 miles
Charleston	318 miles



FRIENDSHIP
DISTRIBUTION CENTER

TAYLOR&MATHIS

WALKER WELLFORD
wwellford@taylormathis.com
678.819.2460

HAMILTON REYNOLDS
hreynolds@taylormathis.com
678.819.2410

This document has been prepared by Taylor & Mathis for advertising and general information only. Taylor & Mathis makes no guarantees, representations or warranties of any kind, expressed or implied, regarding the information including, but not limited to, warranties of content, accuracy and reliability. Any interested party should undertake their own inquiries as to the accuracy of the information. This publication is the copyrighted property of Taylor & Mathis. © 2020. All rights reserved.