

La Palma Distribution Center

5455 East La Palma Avenue Unit C-2, Anaheim, CA 92807

FOR LEASE



General Industrial Manufacturing or Warehouse Distribution

Discover an exceptional opportunity at 5455 East La Palma Avenue Unit C-2, Anaheim, CA, 92807. This property presents a prime leasing option with versatile space ideal for a range of commercial needs. Boasting modern amenities, flexible floor plans, ample parking, and high visibility, the property offers a superior environment for businesses to thrive. With convenient access to major transportation routes, this location ensures efficient connectivity for employees and customers alike. Elevate your business operations within this well-appointed and strategically positioned property in Anaheim.

PROPERTY HIGHLIGHTS

- 26' Ceiling Height
- 2 Dock High Doors
- 400A 277/480V Power
- Ample parking
- 3,234 Office Space
- Strategic location Near 91, 57 and 55 Fwys
- Great Access to Los Angeles/Long Beach Ports
- Prime leasing opportunity

OFFERING SUMMARY

Lease Rate:	\$16.56SF/yr (Gross)
Number of Units:	3
Available SF:	15,054, 53,562, 68,616 SF
Lot Size:	246,985 SF
Building Size:	127,122 SF

SPACES	LEASE RATE	SPACE SIZE
5455 E La Palma Ave.	\$18.60 SF/yr	15,054, 53,562, 68,616 SF

DEMOGRAPHICS	0.3 MILES	0.5 MILES	1 MILE
Total Households	373	1,152	4,956
Total Population	946	3,085	14,126
Average HH Income	\$108,309	\$122,806	\$145,823

Charles Swanberg
Senior Vice President
310.406.6767 - Lic 00973712
charles.swanberg@expcommercial.com

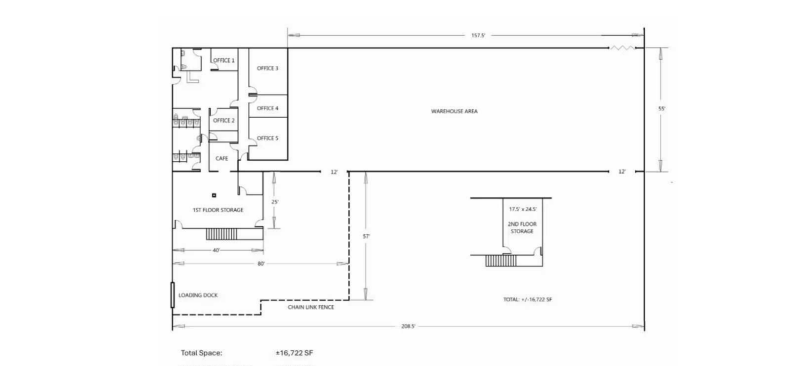



Ophelia Wilson
Broker Associate
949.423.5123 - Lic 01990530
owrealestates@gmail.com



Additional Photos

5455 East La Palma Avenue Unit C-2, Anaheim, CA 92807

FOR LEASE



Charles Swanberg
Senior Vice President
310.406.6767 - Lic 00973712
charles.swanberg@expcommercial.com

Ophelia Wilson
Broker Associate
949.423.5123 - Lic 01990530
owrealestates@gmail.com

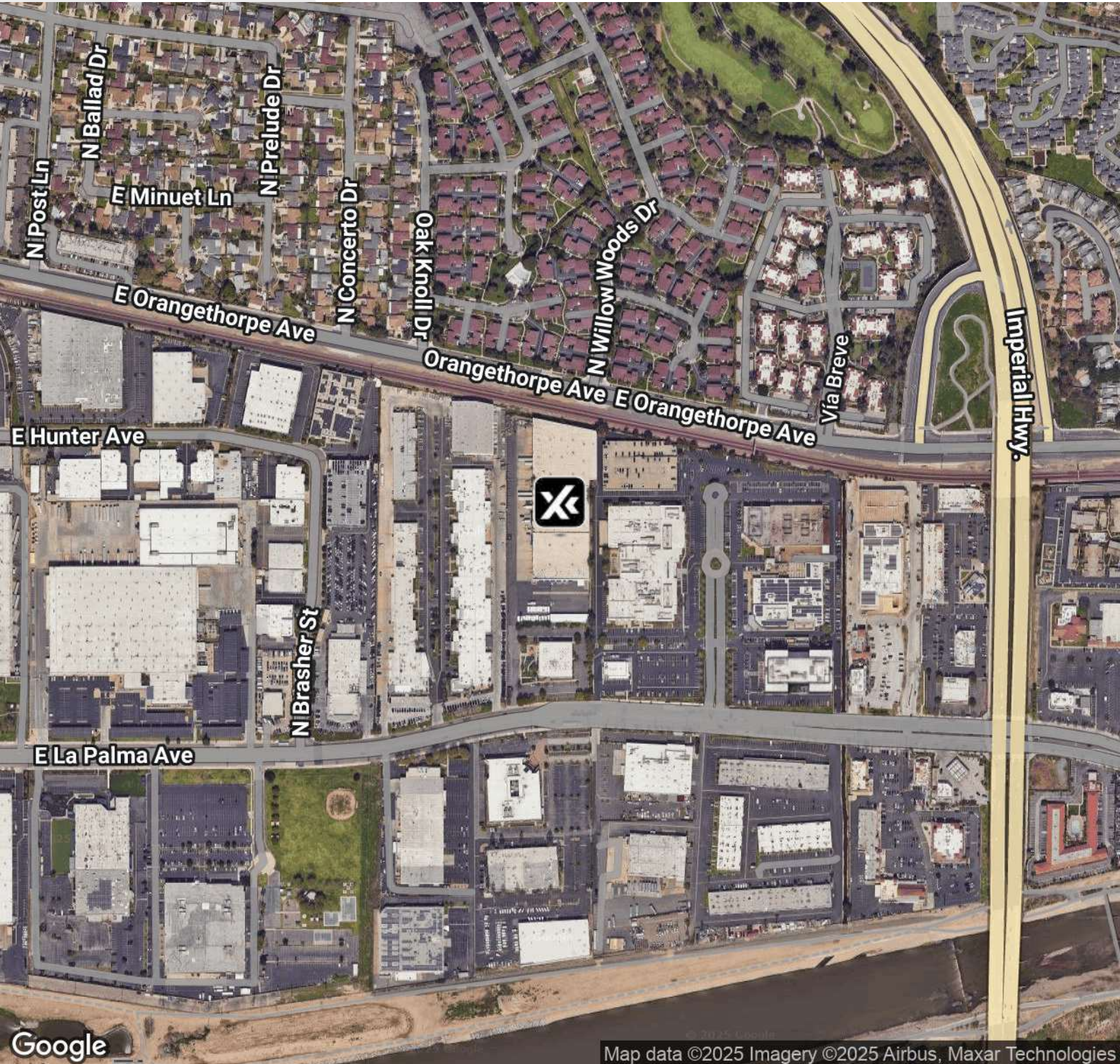


eXp Commercial, LLC, its direct and indirect parents and their subsidiaries (together, "We") obtained the information above from sources believed to be reliable, however, We have not verified its accuracy and make no guarantee, warranty or representation, expressed or implied, about such information. The information contained above is submitted subject to the possibility of errors, omissions, price changes, rental or other conditions, prior sale, lease or financing, or withdrawal without notice. Any projections, opinions, assumptions or estimates of the information contained above or provided in connection therewith, either expressed or implied, are for example only, and they may not represent current or future performance of the subject property. You, together with your tax and legal advisors, should conduct your own thorough investigation of the subject property and potential investment.

Location Map

5455 East La Palma Avenue Unit C-2, Anaheim, CA 92807

FOR LEASE



Google

Map data ©2025 Imagery ©2025 Airbus, Maxar Technologies

Charles Swanberg
Senior Vice President
310.406.6767 - Lic 00973712
charles.swanberg@expcommercial.com

Ophelia Wilson
Broker Associate
949.423.5123 - Lic 01990530
owrealestates@gmail.com

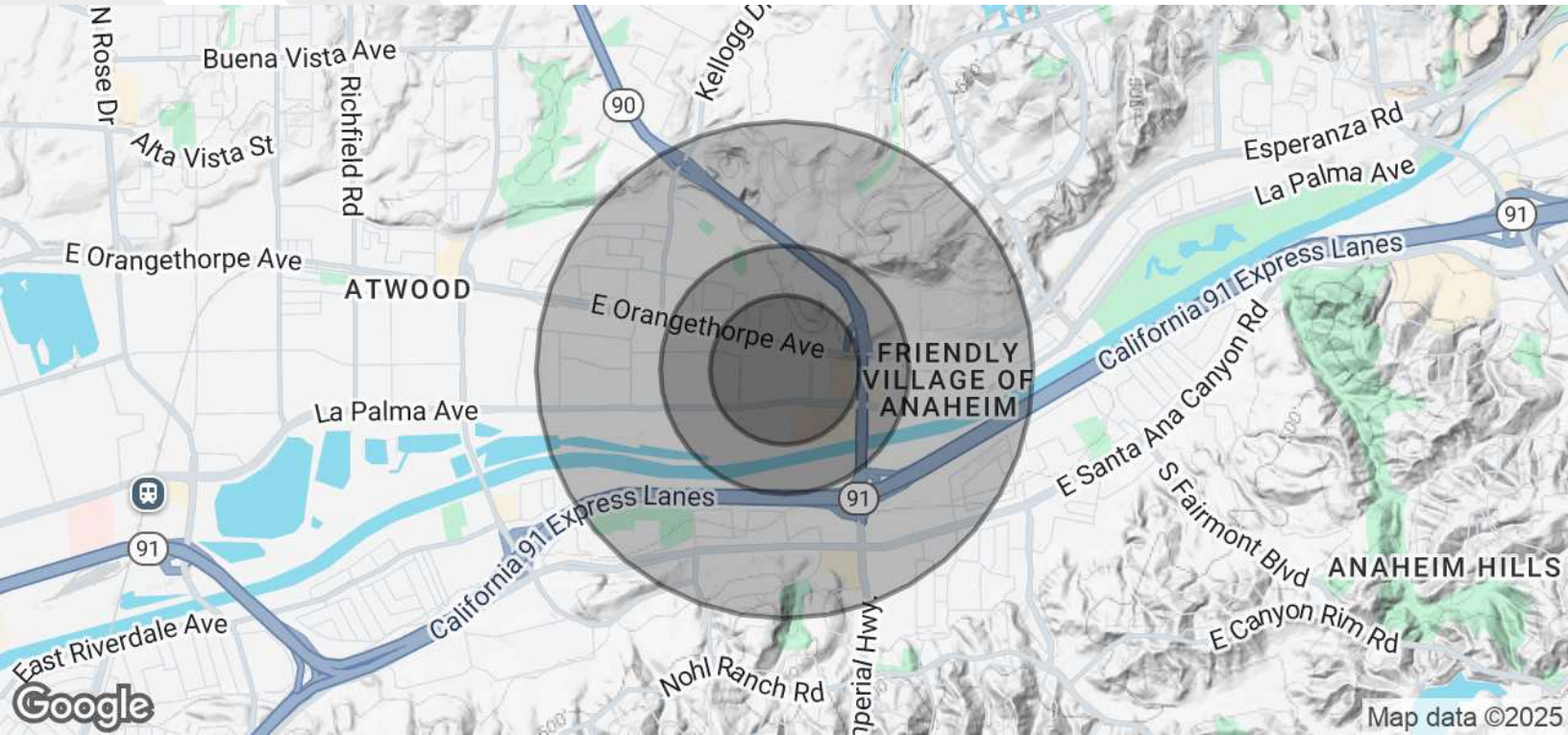


eXp Commercial, LLC, its direct and indirect parents and their subsidiaries (together, "We") obtained the information above from sources believed to be reliable, however, We have not verified its accuracy and make no guarantee, warranty or representation, expressed or implied, about such information. The information contained above is submitted subject to the possibility of errors, omissions, price changes, rental or other conditions, prior sale, lease or financing, or withdrawal without notice. Any projections, opinions, assumptions or estimates of the information contained above or provided in connection therewith, either expressed or implied, are for example only, and they may not represent current or future performance of the subject property. You, together with your tax and legal advisors, should conduct your own thorough investigation of the subject property and potential investment.

Demographics Map & Report

5455 East La Palma Avenue Unit C-2, Anaheim, CA 92807

FOR LEASE



POPULATION	0.3 MILES	0.5 MILES	1 MILE
Total Population	946	3,085	14,126
Average Age	36	38	41
Average Age (Male)	36	37	40
Average Age (Female)	36	38	42

HOUSEHOLDS & INCOME	0.3 MILES	0.5 MILES	1 MILE
Total Households	373	1,152	4,956
# of Persons per HH	2.5	2.7	2.9
Average HH Income	\$108,309	\$122,806	\$145,823
Average House Value	\$523,677	\$648,821	\$858,737

TRAFFIC COUNTS	
E. La Palma Ave., & Imperial Hwy.	/day

Demographics data derived from AlphaMap

Charles Swanberg
Senior Vice President
310.406.6767 - Lic 00973712
charles.swanberg@expcommercial.com

Ophelia Wilson
Broker Associate
949.423.5123 - Lic 01990530
owrealestates@gmail.com



eXp Commercial, LLC, its direct and indirect parents and their subsidiaries (together, "We") obtained the information above from sources believed to be reliable, however, We have not verified its accuracy and make no guarantee, warranty or representation, expressed or implied, about such information. The information contained above is submitted subject to the possibility of errors, omissions, price changes, rental or other conditions, prior sale, lease or financing, or withdrawal without notice. Any projections, opinions, assumptions or estimates of the information contained above or provided in connection therewith, either expressed or implied, are for example only, and they may not represent current or future performance of the subject property. You, together with your tax and legal advisors, should conduct your own thorough investigation of the subject property and potential investment.