

CHICO TOWN & COUNTRY SHOPPING CENTER

118 - 240 W EAST AVE

CHICO, CA

FOR LEASE

900 SF - 19,129 SF RETAIL SUITES

ETHAN CONRAD

PROPERTIES INC.

ADJACENT TO THE FUTURE
120,000 SF MEDICAL FACILITY

 **ENLOE**
HEALTH

NOW REMODELED

FOR MORE INFORMATION CONTACT:

Race Merritt

DRE: #01700659

race@ethanconradprop.com

Ravjeet Basi

DRE: #02087094

basi@ethanconradprop.com

VIEW VIRTUAL TOUR

916.779.1000

ETHAN CONRAD PROPERTIES, INC

1300 NATIONAL DRIVE, SUITE 100 | SACRAMENTO CA, 95834 | 916.779.1000

www.ethanconradprop.com

FEATURES:

- Excellent exposure and ingress/egress on W East Ave and Esplanade, one of the strongest intersections in Chico
- Anchored by Save Mart, Harbor Freight and Holbrooks furniture store
- Tenants include Autozone, Casa Ramos and Subway
- Abundant parking
- Convenient access to Hwy 99
- Pylon signage available
- Built out dental suite available



PROPERTY DETAILS:

Chico Town & Country Shopping Center is the most well positioned shopping center in the North State. The project is situated on the northeast corner of East Ave. & The Esplanade, one of the most active intersection in Butte County. Directly next to the future 120,000 SF Enloe Health facility.

Town & Country has a unique anchor tenant mix, providing a neighborhood shopping environment as well as the larger draw of a regional center.

The neighborhood surrounding Town & Country provides additional traffic generators in the form of major medical buildings, satellite campuses and a who's who of nationally recognized major retailers.

LEASE RATES:

\$1.19 - \$1.99 PSF, NNN

NNN costs are approximately \$0.33 - \$0.46 PSF.

DEMOGRAPHICS:

	1 Mile	3 Mile	5 Mile
2025 Total Population (est):	16,109	86,154	113,553
2025 Average HH Income:	\$111,391	\$103,553	111,370
Traffic Count @ East Ave & Esplanade:		±35,000	

ETHAN CONRAD PROPERTIES, INC.

1300 NATIONAL DRIVE, SUITE 100 | SACRAMENTO CA, 95834 | 916.779.1000
www.ethanconradprop.com

The information contained herein has been obtained from sources we believe to be reliable. However, we cannot guarantee, warrant or represent its accuracy and all information is subject to error, change or withdrawal. An interested party and their advisors should conduct an independent investigation of the property to determine to your satisfaction the suitability of the property for your needs.

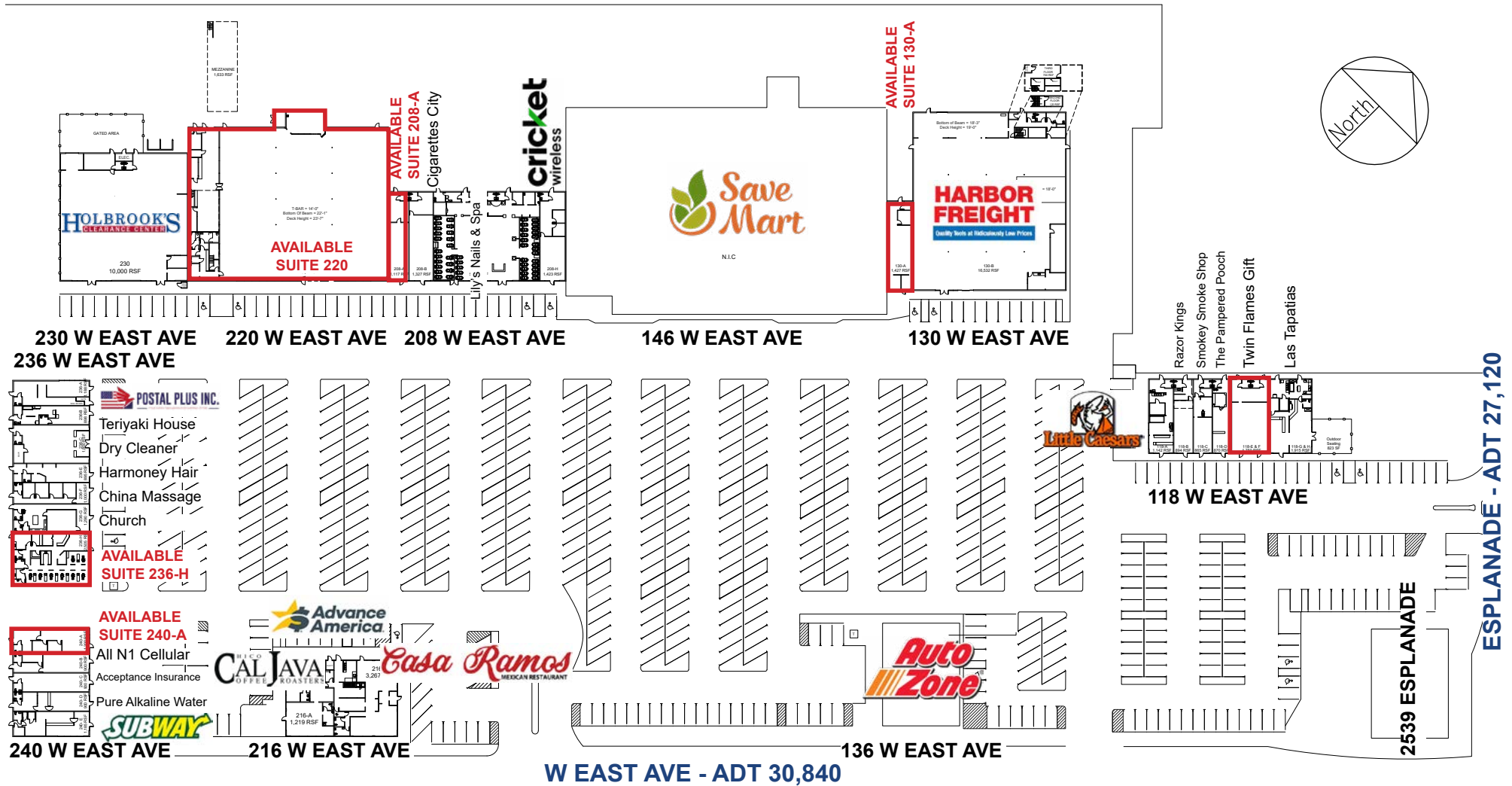
FOR LEASE

CHICO TOWN & COUNTRY SHOPPING CENTER

118 - 240 W EAST AVE

CHICO, CA


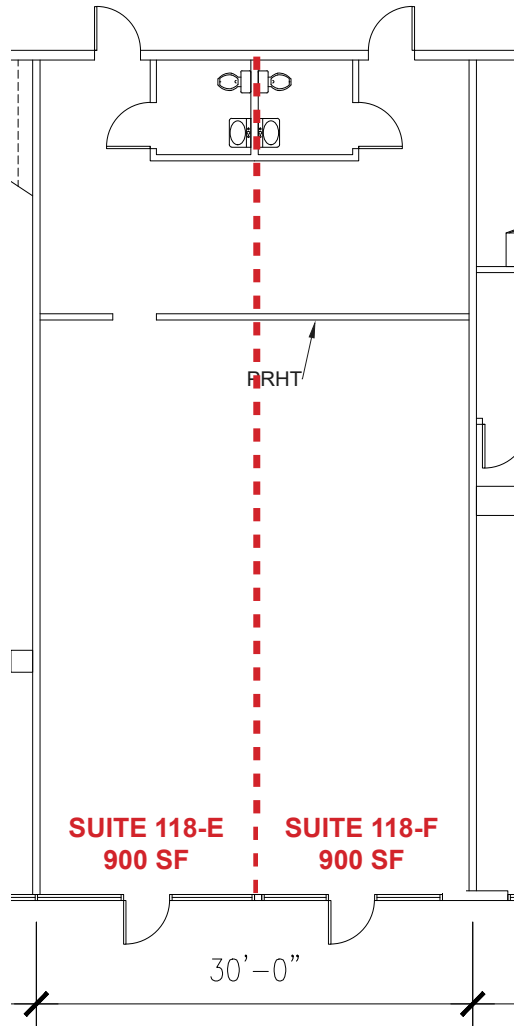
SITE PLAN



*Available 08/01/25.

The information contained herein has been obtained from sources we believe to be reliable. However, we cannot guarantee, warrant or represent its accuracy and all information is subject to error, change or withdrawal. An interested party and their advisors should conduct an independent investigation of the property to determine to your satisfaction the suitability of the property for your needs.

FLOOR PLANS



Suite	SF	Lease Rate	Monthly Rent
118-E	900	\$1.99 PSF, NNN	\$1,791.00
118-F	900	\$1.99 PSF, NNN	\$1,791.00
118-E/F	1,800	\$1.75 PSF, NNN	\$3,150.00
130-A	1,427	\$1.79 PSF, NNN	\$2,554.00

NNN costs are approximately \$0.46 PSF.

[VIEW VIRTUAL TOUR](#)

ETHAN CONRAD PROPERTIES, INC.

1300 NATIONAL DRIVE, SUITE 100 | SACRAMENTO CA, 95834 | 916.779.1000

www.ethanconradprop.com

The information contained herein has been obtained from sources we believe to be reliable. However, we cannot guarantee, warrant or represent its accuracy and all information is subject to error, change or withdrawal. An interested party and their advisors should conduct an independent investigation of the property to determine to your satisfaction the suitability of the property for your needs.

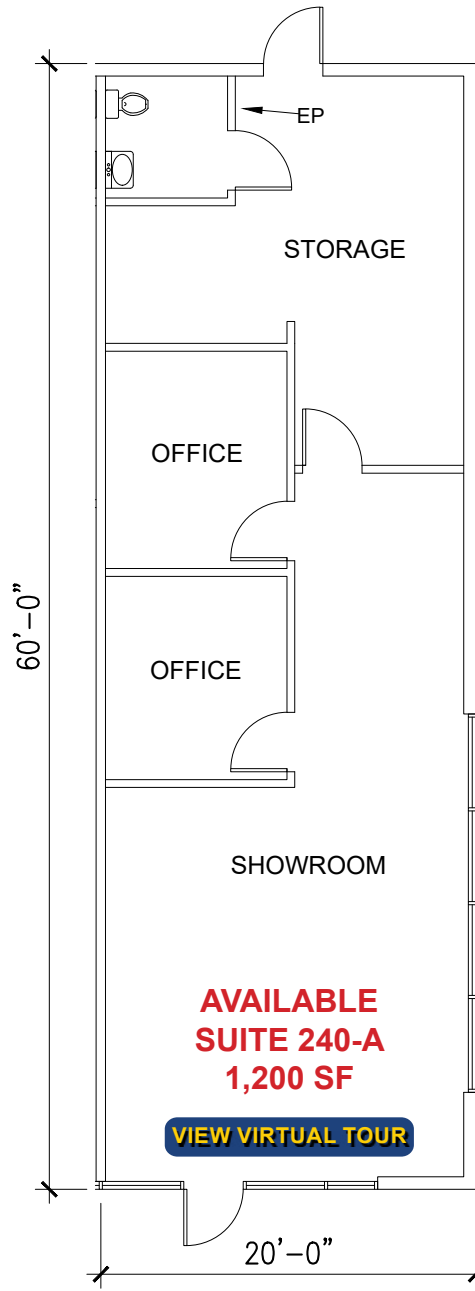

FOR LEASE

CHICO TOWN & COUNTRY SHOPPING CENTER

118 - 240 W EAST AVE

CHICO, CA

FLOOR PLANS

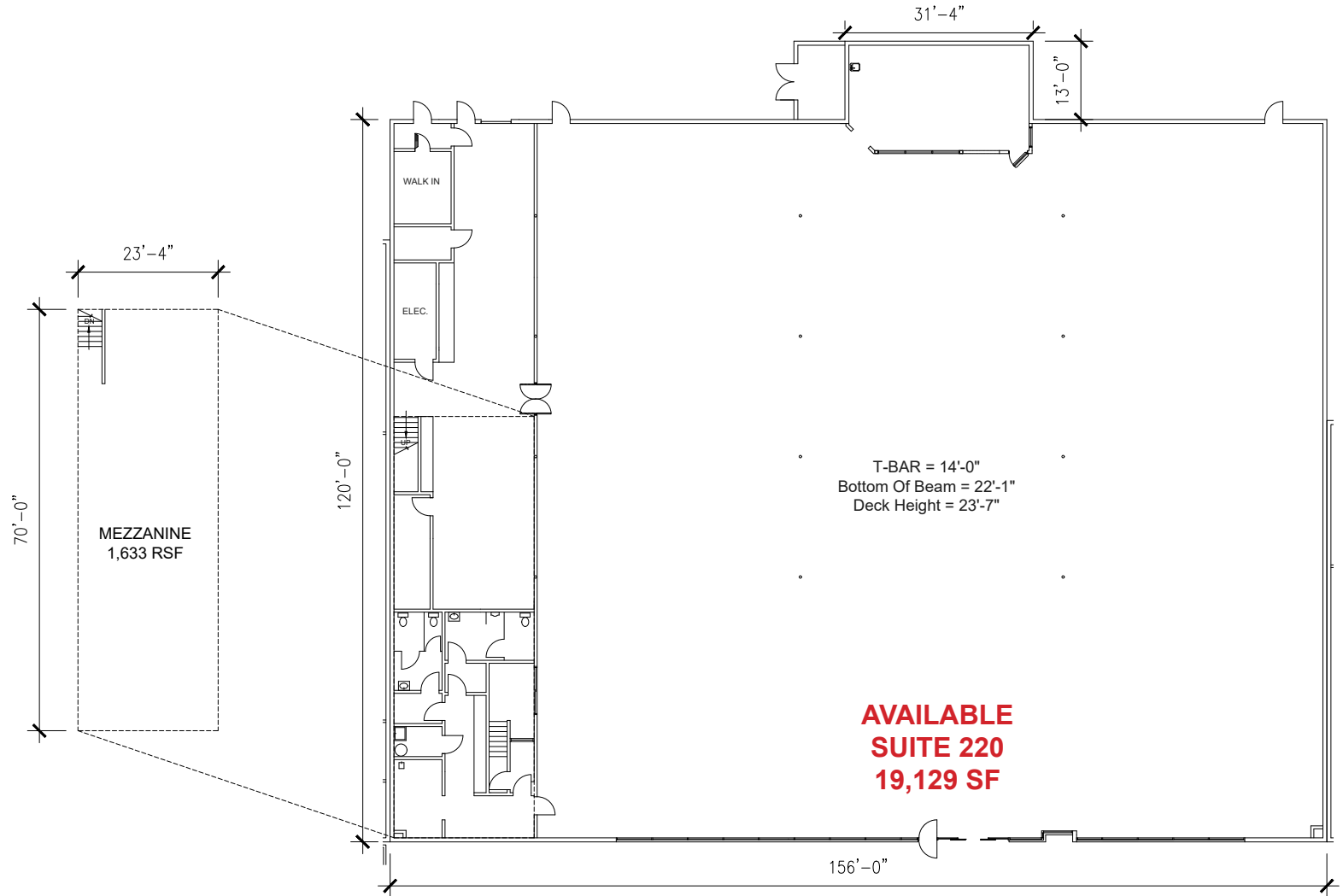


Suite	SF	Lease Rate	Monthly Rent
208-A	1,117	\$1.79 PSF, NNN	\$1,999.00
240-A	1,200	\$1.89 PSF, NNN	\$2,268.00

NNN costs are approximately \$0.46 PSF.

The information contained herein has been obtained from sources we believe to be reliable. However, we cannot guarantee, warrant or represent its accuracy and all information is subject to error, change or withdrawal. An interested party and their advisors should conduct an independent investigation of the property to determine to your satisfaction the suitability of the property for your needs.

FLOOR PLANS



Suite	SF	Lease Rate	Monthly Rent
220	19,129	\$1.19 PSF, NNN	\$22,764.00
NNN costs are approximately \$0.33 PSF.			

[VIEW VIRTUAL TOUR](#)

The information contained herein has been obtained from sources we believe to be reliable. However, we cannot guarantee, warrant or represent its accuracy and all information is subject to error, change or withdrawal. An interested party and their advisors should conduct an independent investigation of the property to determine to your satisfaction the suitability of the property for your needs.

FOR LEASE

CHICO TOWN & COUNTRY SHOPPING CENTER

118 - 240 W EAST AVE

CHICO, CA



ETHAN CONRAD PROPERTIES, INC.

1300 NATIONAL DRIVE, SUITE 100 | SACRAMENTO CA, 95834 | 916.779.1000

www.ethanconradprop.com

The information contained herein has been obtained from sources we believe to be reliable. However, we cannot guarantee, warrant or represent its accuracy and all information is subject to error, change or withdrawal. An interested party and their advisors should conduct an independent investigation of the property to determine to your satisfaction the suitability of the property for your needs.

FOR LEASE

CHICO TOWN & COUNTRY SHOPPING CENTER

118 - 240 W EAST AVE

CHICO, CA

ADJACENT TO THE FUTURE
120,000 SF MEDICAL FACILITY



The information contained herein has been obtained from sources we believe to be reliable. However, we cannot guarantee, warrant or represent its accuracy and all information is subject to error, change or withdrawal. An interested party and their advisors should conduct an independent investigation of the property to determine to your satisfaction the suitability of the property for your needs.

FOR LEASE

CHICO TOWN & COUNTRY SHOPPING CENTER

118 - 240 W EAST AVE
CHICO, CA



ETHAN CONRAD PROPERTIES, INC.

1300 NATIONAL DRIVE, SUITE 100 | SACRAMENTO CA, 95834 | 916.779.1000

www.ethanconradprop.com

The information contained herein has been obtained from sources we believe to be reliable. However, we cannot guarantee, warrant or represent its accuracy and all information is subject to error, change or withdrawal. An interested party and their advisors should conduct an independent investigation of the property to determine to your satisfaction the suitability of the property for your needs.