



# NORTH PARK



# NORTHPARK


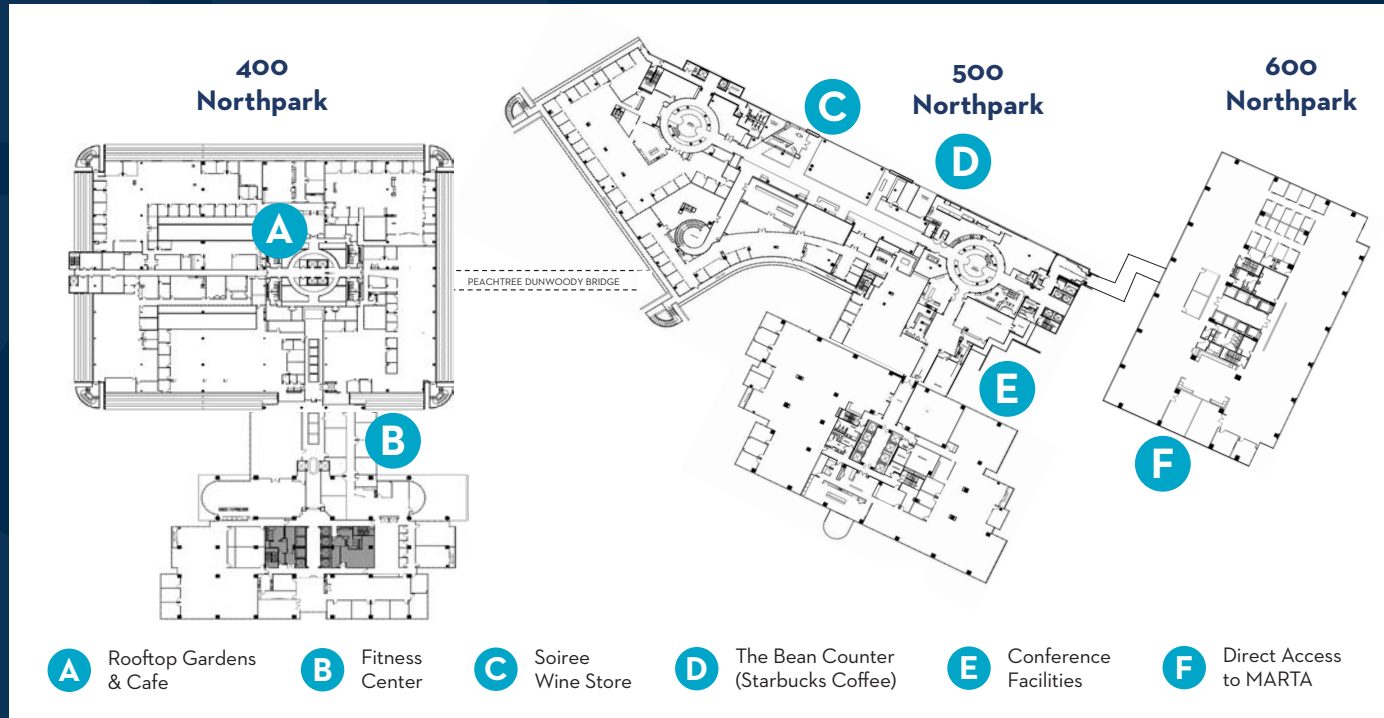
1000, 1100, and 1200  
Abernathy Road NE,  
Atlanta, GA 30328

[northparktowncenter.com](http://northparktowncenter.com)

For more information on  
leasing opportunities:

Emily Holmes  
404.407.2085  
eholmes@cousins.com

Bill Hollett  
404.407.1664  
bhollett@cousins.com




**Fitness Center**



**Bean Counter**



**Wine Shop**



**MARTA Access**

# ON-SITE AMENITIES

ATM/Banking

Car detail

Coffee shop serving Starbucks®

Dentist

Custom tailor

Florist


Cafes & dining options (5)

New state-of-the-art fitness center

Med spa

Sandy Springs MARTA station

Wine shop



# NEW FITNESS CENTER

Pelotons

Row machines

Luxury locker rooms

Garden views

Private reservable treatment rooms

Group fitness

Personal training

Fit clubs

Health coaching

Ongoing activations



# NORTHPARK

Northpark on Abernathy Road features three (3) 18-story trophy office towers ideally located in the heart of Central Perimeter. This high-end office park encompasses over 1.5 million SF with over 4,500 parking spaces and on-site access to Sandy Springs MARTA Station. The park hosts a gamut of premier amenities, including a food court with a variety of food concepts, multiple conference centers, new state-of-the-art fitness center, corporate health club and locker room facility, a tailor, Starbucks, and a wine shop. Northpark stays at the cutting edge of office experiences with constant updates like a new restaurant, micro mart, and putting green. The buildings are served by two 4,000-amp, 480-volt, 3-phase main switchboards. There is a separate 4,000-amp service for the Building 500 garage. Tenants can enjoy suites ranging from 1,528 to 70,910 square feet, providing perfect opportunities for burgeoning operations as well as larger businesses in need of new regional headquarters. The property also provides immediate access to GA-400 which leads to Atlanta's Central Business District in under 30 minutes. Employees will find they're surrounded by a bevy of retail options as well that includes Costco, The Home Depot, Target, and Perimeter Mall, all found within a seven-minute drive of the site.

Setting a new standard for Class AA office, we invite you to discover why Northpark's fully amenitized indoor/outdoor environment shapes hospitality-infused, productive experiences for your firm and clients alike.

# YOU ARE IN GOOD COMPANY

REPRESENTATIVE COUSINS CUSTOMERS



# AMENITIES AND ACCESSIBILITY

**Pedestrian tunnel** Underneath Abernathy Road to MARTA

**Directly adjacent** to the Diverging Diamond at Abernathy and GA-400

**Class A office park** with first-on, first-off GA 400 Access (North and Southbound)

**Complimentary visitor parking**

**New state-of-the-art fitness center**

**Conference facilities** (multiple rooms)

*400 Northpark*

2 Boardrooms (10-14 seating)

Classroom-style (up to 50)

Theater-style (up to 150)

*500 Northpark*

1 Classroom-style (25-50 seating)

1 Theatre-style (60-100)

**Outdoor gardens** (3-acre park with walking trail and event space)

# AMENITIES AND ACCESSIBILITY

## LODGING



## DINING



## RETAIL



PERIMETER MALL

285

285



400

DIVERGING DIAMOND

NORTHPARK

400

**NORTHPARK GATEWAY LOCATION**

- UNRIVALED PROXIMITY TO GA 400 - ACCESS BOTH NORTH AND SOUTHBOUND
- IMMEDIATE, COVERED ENTRY TO MARTA TRAIN STATION
- SURROUNDED BY POPULAR THOROUGHFARES SUCH AS **MT. VERNON HWY** AND **PEACHTREE DUNWOODY RD**

# BUILDING DETAILS

**ADDRESS**

1000, 1100 and 1200 Abernathy Road NE, Atlanta, GA 30328

**SIZE**

Over 1.5 million square feet in three buildings

**FLOORS**

18-stories | 24,000 floor plates

**PARKING**

18-stories | 24,000 floor plates

**SECURITY**

24/7 security

**COMMUNICATIONS**

AT&T provides demarcation point on each service level

**TRANSPORTATION**

Immediate access to MARTA  
Direct access to I-285/GA-400

**SUSTAINABILITY**

LEED Certified - Silver  
Energy Star



**HVAC**

Digital controls for all three buildings  
21 zones per floor

**ELECTRIC**

Georgia Power Company -  
Network Service Substation  
(2) 4,000 amp, 480 volt, 3-phase main switchboards  
(1) 4,000 amp for Building 500 garage

	400	500	600
BUILDING SIZE	586,256 RSF	515,735 RSF	425,729 RSF
YEAR BUILT	1986	1989	1998
PARKING SPACES	1,654	1,529	1,369
ELEVATORS	15	14	12





Cousins