

PLOT 9

ANDOVER BUSINESS PARK



21,280, 33,045 & 39,340 SQ FT



SP11 8BF



TO LET / FOR SALE

Opportunity

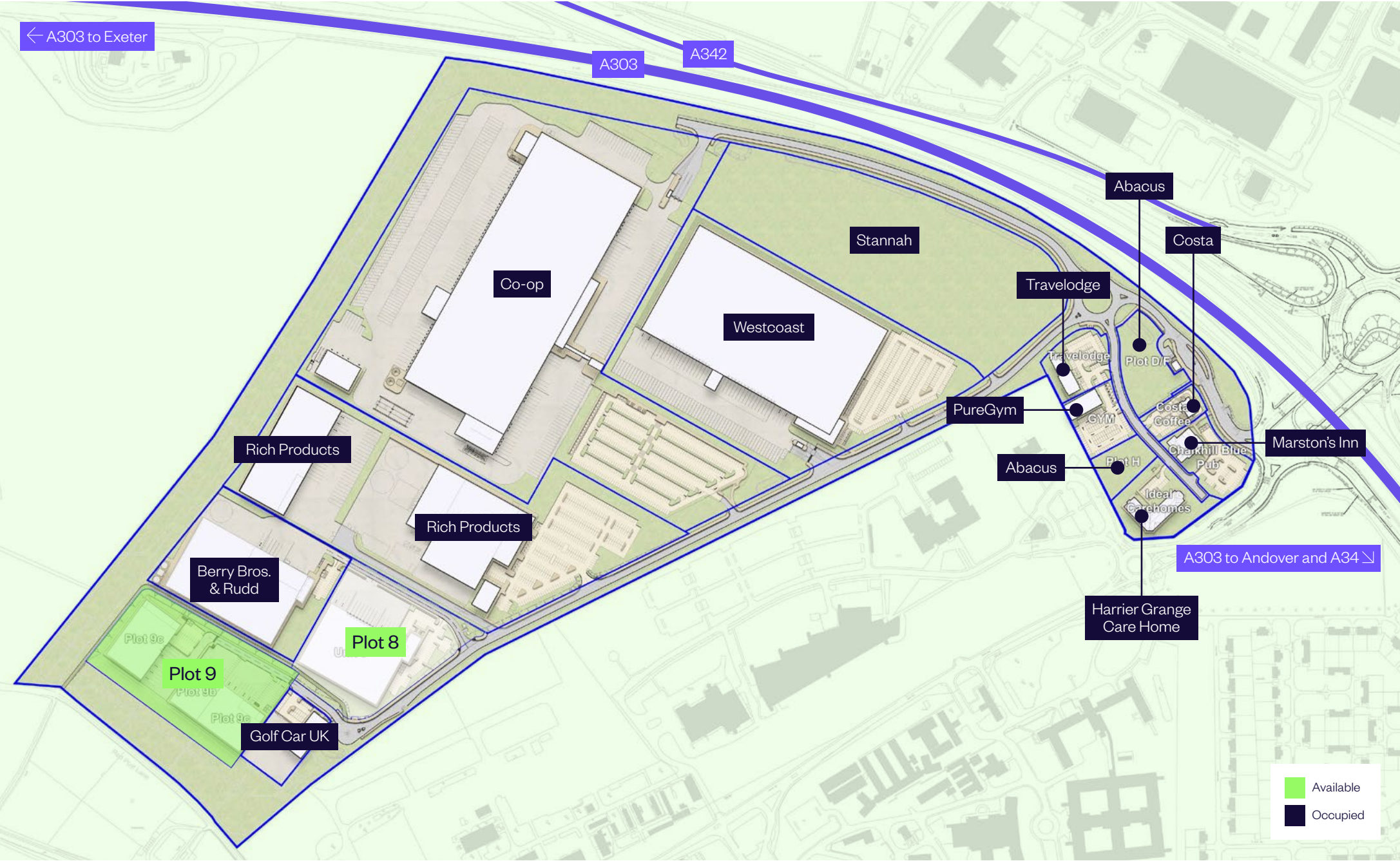
Located just two miles from Andover town centre, Andover Business Park is an established location for distribution and logistics, home to leading companies such as the Co-operative Group, Westcoast, Rich Products, Berry Bros. & Rudd and Golf Car UK.

With just two development plots now remaining, the fully-serviced site is ideally positioned to serve the south east and west of the UK, benefitting from direct access to the A303 and fast links to the A34, M3 and wider national motorway network.

-  Readily available skilled labour force
-  Direct access to the A303 dual carriageway
-  Completed infrastructure
-  Detailed planning consent
-  400 kVA secured (ability to apply for more)
-  Available to let / for sale on a freehold basis
-  Pub / hotel / coffee shop and leisure services







MASTERPLAN







SPECIFICATION

Suitable for B1c, B2 and B8 use, Plot 9 can accommodate three units of 21,280 sq ft, 33,045 sq ft and 39,340 sq ft delivered to the following specifications:

Unit 9a	sq ft	sq m
Warehouse	26,393	2,452
Ground floor core	775	72
Undercroft	1,227	114
First floor offices	3,832	356
Plant deck	818	76
TOTAL	33,045	3,070

-  10m clear internal height
-  38m yard depth
-  4 level access doors
-  37 car parking spaces (including 2 accessible), with the potential for a further 27 spaces to meet customers' bespoke requirements

Unit 9b	sq ft	sq m
Warehouse	17,201	1,598
Ground floor cores	753	70
First floor mezzanine office	2,928	272
Plant deck	398	37
TOTAL	21,280	1,977

-  10m clear internal height
-  32m yard depth
-  3 level access doors
-  19 car parking spaces (including 1 accessible), with the potential for a further 24 spaces to meet customers' bespoke requirements

Unit 9c	sq ft	sq m
Warehouse	31,205	2,899
First floor mezzanine office	3,790	352
Ground floor cores and undercroft	3,980	370
Plant deck	365	34
TOTAL	39,340	3,655

-  10m clear internal height
-  35m yard depth
-  3 level access doors
-  2 dock loading doors
-  40 car parking spaces (including 2 accessible), with the potential for a further 34 spaces to meet customers' bespoke requirements



- Warehouse space
- Office space

Zone 5b




Plot 9c
39,340 sq ft

Plot 9b
21,280 sq ft

Plot 9a
33,045 sq ft

A great place to do business



POPULATION

50,887

Andover population 2021

60,000

Andover population 2032

Source: ONS,



COMPETITIVE WORKFORCE GROSS WEEKLY EARNINGS

£634

Andover / Test Valley

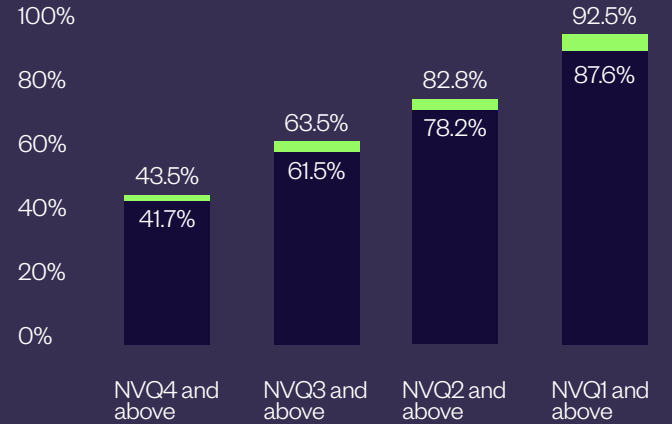
£660

South East



WORKFORCE SKILLS

Test Valley Great Britain



TEST VALLEY MARKET

127,000

Population

64,700

Employed

75,400

Labour force



AMENITIES AND SERVICES



The well-established mixed-use development provides a number of leisure and food and beverage options, offering excellent on-site amenities to customers and employees.

These include:

-  Costa cafe and drive-thru
-  Marston's Inn
-  Travelodge
-  PureGym



LNT Group



Costa Coffee



Travelodge



Marston's Pub

SERVICES

A dedicated Park Management and Marketing Office provides surveillance and on-site security, while the Park's active Travel Plan offers customers greater travel choice and improved access to sustainable transport options for employees.



Co-op

A303

Westcoast

Stannah

Travelodge

M3 J8 to London (16 miles) ->

Abacus

Costa

Marston's Inn

Harrier Grange Care Home

Abacus

PureGym

Rich Products

Rich Products

Berry Bros. & Rudd

Plot 8
82,810 sq ft

Plot 9
21,280, 33,045
and 39,340 sq ft

Golf Car UK

LOCATION

With direct access to the A303 trunk road, which links London and the West Country and less than nine miles from the A34, Andover Business Park is perfectly located for logistics/distribution use.



ROAD

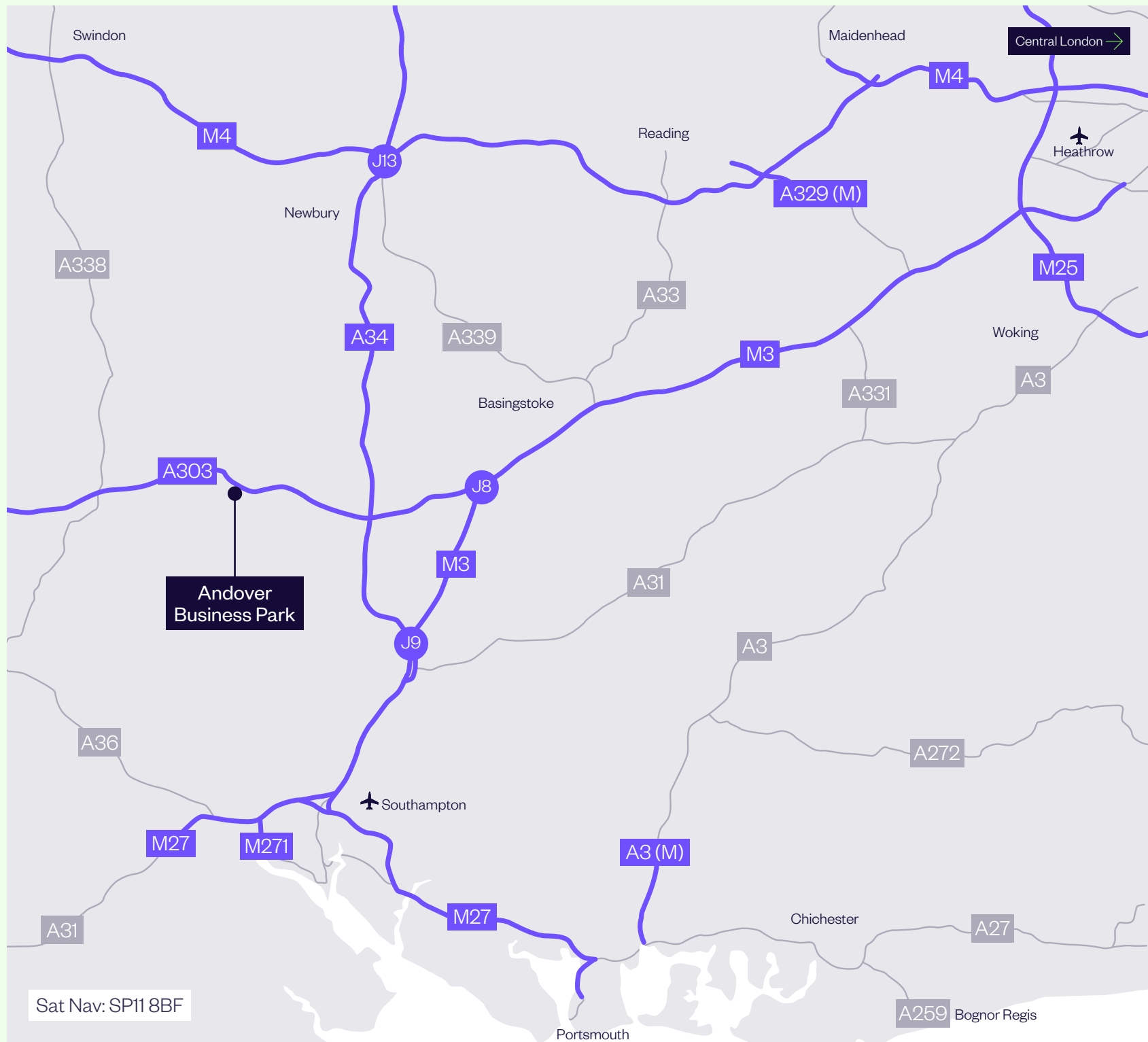
A303	0.5 miles
A34	9 miles
M3 (J8)	16 miles
M4 (J13)	29 miles
M25 (J12)	47 miles
Oxford	53 miles
Bristol	68 miles
Central London	72 miles



AIRPORTS AND PORTS

Southampton	31 miles
Portsmouth	48 miles
London Heathrow Airport	58 miles
London Gatwick Airport	81 miles

Source: maps.google.co.uk



ACCESS

Andover town centre is accessible within a five-minute drive, with pedestrian and cycle routes also linking the business park to the town.

Andover railway station is less than 1.5 miles from the park and provides a direct fast rail link to central London, with a journey time of just over an hour.



CONTACT US



ENQUIRE NOW

Chris Beamer
Development Surveyor
chris.beamer@goodman.com
07500 779249



Bridget Outtrim
bouttrim@savills.com
07788 188870

Hugh Walton
hugh.walton@savills.com
07807 999777



Shaun Rogerson
shaun.rogerson@knightfrank.com
07970 304392



Tim Clement
tim.clement@jll.com
07970 092974

Simon Woodruff
simon.woodruff@jll.com
07873 623292



0121 506 8100 | uk.goodman.com