



Space Profile for

Unit: #453

Area: 2760 sq ft

Address

22451-22690 Shore Center Drive

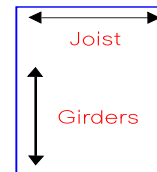
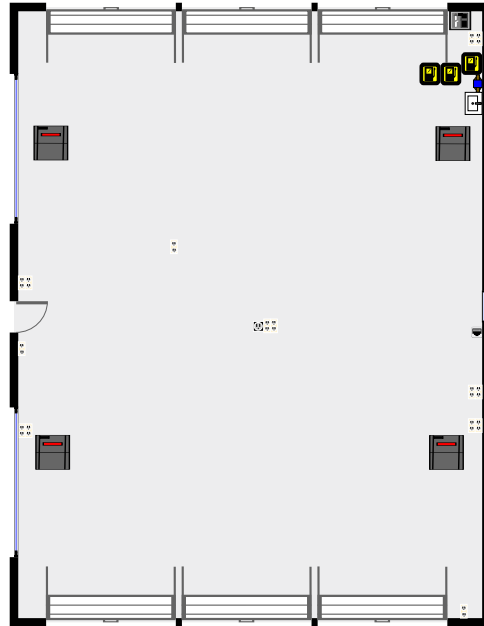
Euclid, OH 44123



400 N. Tampa St., Suite 2210

















































Tampa, FL, 33602

Rear

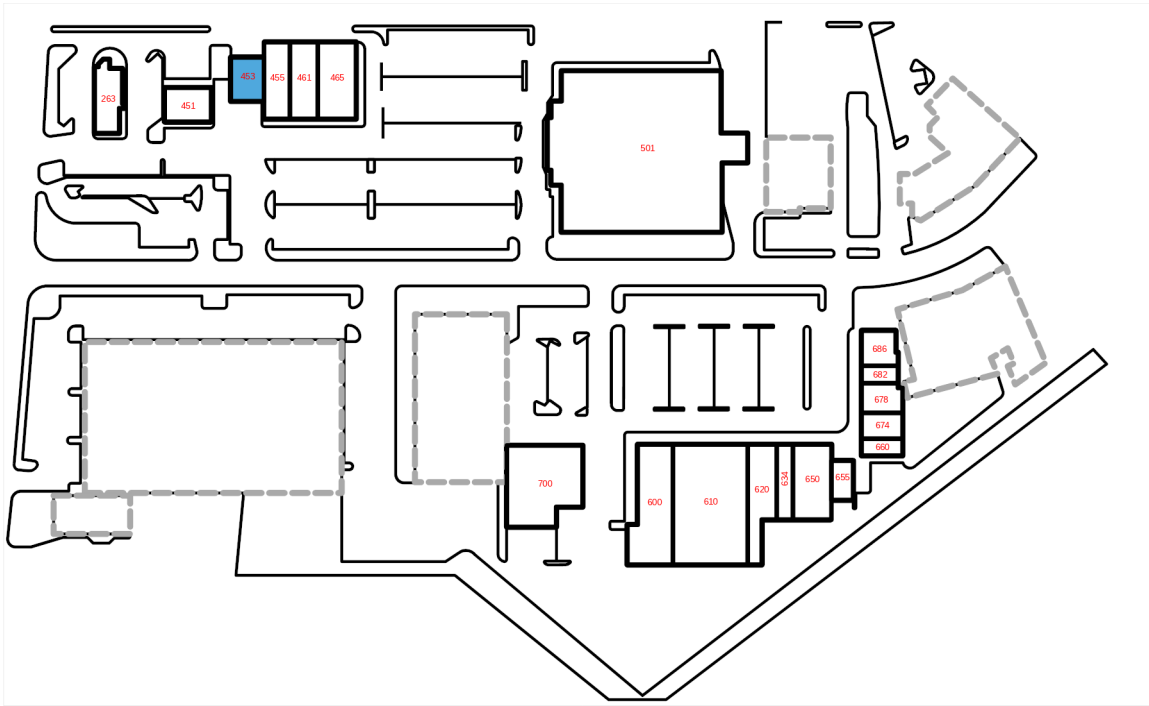


Front

Legend

	Breaker Panel		Fire Extinguisher		Ceiling Fan w/ Light		Fire Sprinkler
	Circular Column		Fire Alarm Pulldown		Rectangular Column		Pocket Door
	Appliance Outlet		Glass Door		Refrigerator		Track Lighting
	Fire Alarm		Handicap Handrail		Roll-Up Door		2-Bulb Fluorescent Lighting
	Drinking Fountain		Roof Hatch		Sink		3-Bulb Fluorescent Lighting
	Door		HVAC Unit		Swing Door		4-Bulb Fluorescent Lighting
	Double Hung Door		Recessed Light		Toilet		Ceiling Air Vent
	Electrical Outlet		Staircase		Can Light		Air Diffuser
	Emergency Light		Water Heater		Urinal		Ceiling Fan w/o Light
	Exit Light		Telephone Panel		Thermostat		Air Handler
	Tankless Water Heater		Window Wall Opening		RJ 45		Fire Alarm Control Panel
	Step Down Transformer		Maintenance Sink		Window		
	Disconnect						

Disclaimer: All items may not show on feature pages.



Space Overview

Overview	Actual Square Footage	Measured Depth of Space	Total Depth of Space	Has Stepdown Transformer
	2760 SQFT	60' 0"	60' 0"	No

Thickness	Front Wall	Rear Wall	Left Wall	Right Wall
	1' 2"	1' 2"	1' 2"	1' 2"

Unit Overview	Sales Area	Stock Room	Exterior Doors	Other
	2580 SQFT			

Flooring	Concrete	Carpet	Tile	Other	Unit	Total
	2580 SQFT					2760 SQFT

Ceiling Information	Height From Floor To Ceiling	Height From Floor To Bottom Of Deck	Height From Floor To Bottom Of Joist
	Front: 13' 0" Back: 13' 0"	Front: 15' 1" Back: 15' 1"	Front: 13' 0" Back: 13' 0"

Ceiling Information Cont.	Clear Ceiling Height	Height From Floor To Bottom Of Girder	Number Of Acoustical Tiles
	13' 0"		

Other Cont.	Phone Board Location	Mop Sink Location	Thermostat Location	Dmarc Distance	Are Interior Walls Full Height

Other Cont.	Hazardous Materials	Loading Dock	Are Demising Walls Full Height	Changes In Demising Wall Thickness
	No	No	No	No

Mechanical

No assets available for this section.

Electric

Service Panel	Reference	Amps	Service Type	Panel Type	Panel UL Number	Manufacturer	Location	Notes
	2	0	120/240	GE PowerMark Gold Plus Load Center	Not Listed	General Electric	Open Space B	Amps Not Listed
	3	100	120/208	Type 1	Not Listed	CHALLENGER	Open Space B	
	1	0	Not Listed	Not Listed	Not Listed	Not Listed	Open Space B	Amps Not Listed-Cover Missing

Disconnect	Reference	Amps	Location	Panel Number	Manufacturer	Notes	Handle or Breaker
	1	200	Open Space B	Handle	Cutler-Hammer		Handle

Plumbing

No assets available for this section.

Waste

No assets available for this section.

Fire

No assets available for this section.

Gas

No assets available for this section.

Room

No assets available for this section.

Storefront 1

