


426
W14


FURNISHED NEW PRE-BUILT FLOOR
3,212 SF AVAILABLE



MODERN LOBBY
FURNISHED NEW PRE-BUILT
ONE GLASS CONFERENCE
ONE GLASS OFFICE



TWO RESTROOMS
NEW WET PANTRY FEATURING
NEW STAINLESS STEEL APPLIANCES



[VIEW GALLERY](#)

WELCOME TO THE MEATPACKING DISTRICT

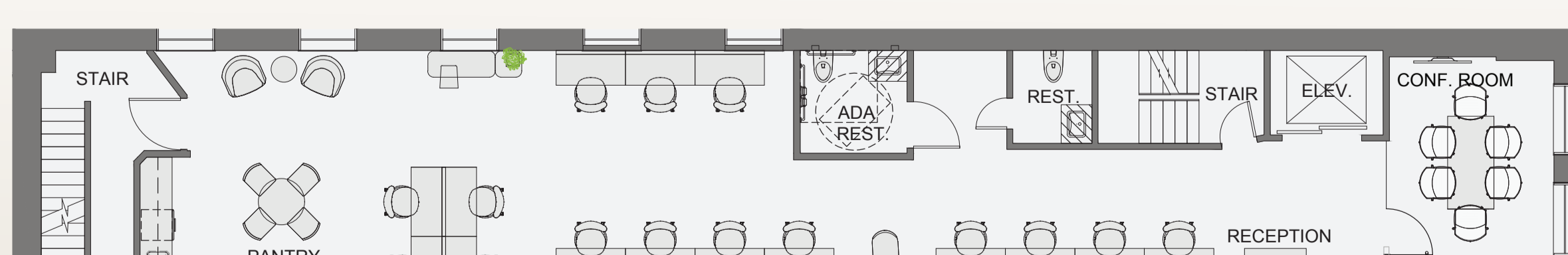


AVAILABILITIES

ENTIRE 2ND FLOOR, SUITE 200

3,212 SF

[DOWNLOAD FLOORPLAN](#)



WORK AREAS	QTY	COMMON AREAS	QTY
Desks	19	Kitchen	1
Conference Room	1	Bathrooms	2
Office	1		

FOR MORE LEASING INFORMATION, PLEASE CONTACT:

Ross Eisenberg
347-920-7220
Ross@RDEadvisors.com

Andre Belgrave
908-812-8029
Andre@RDEadvisors.com

 RDE Advisors, Inc.

CONTACT