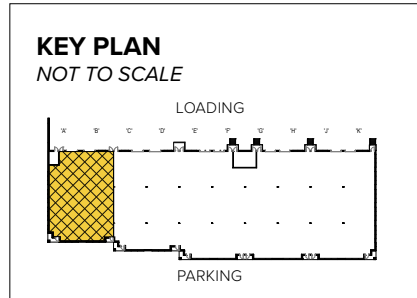




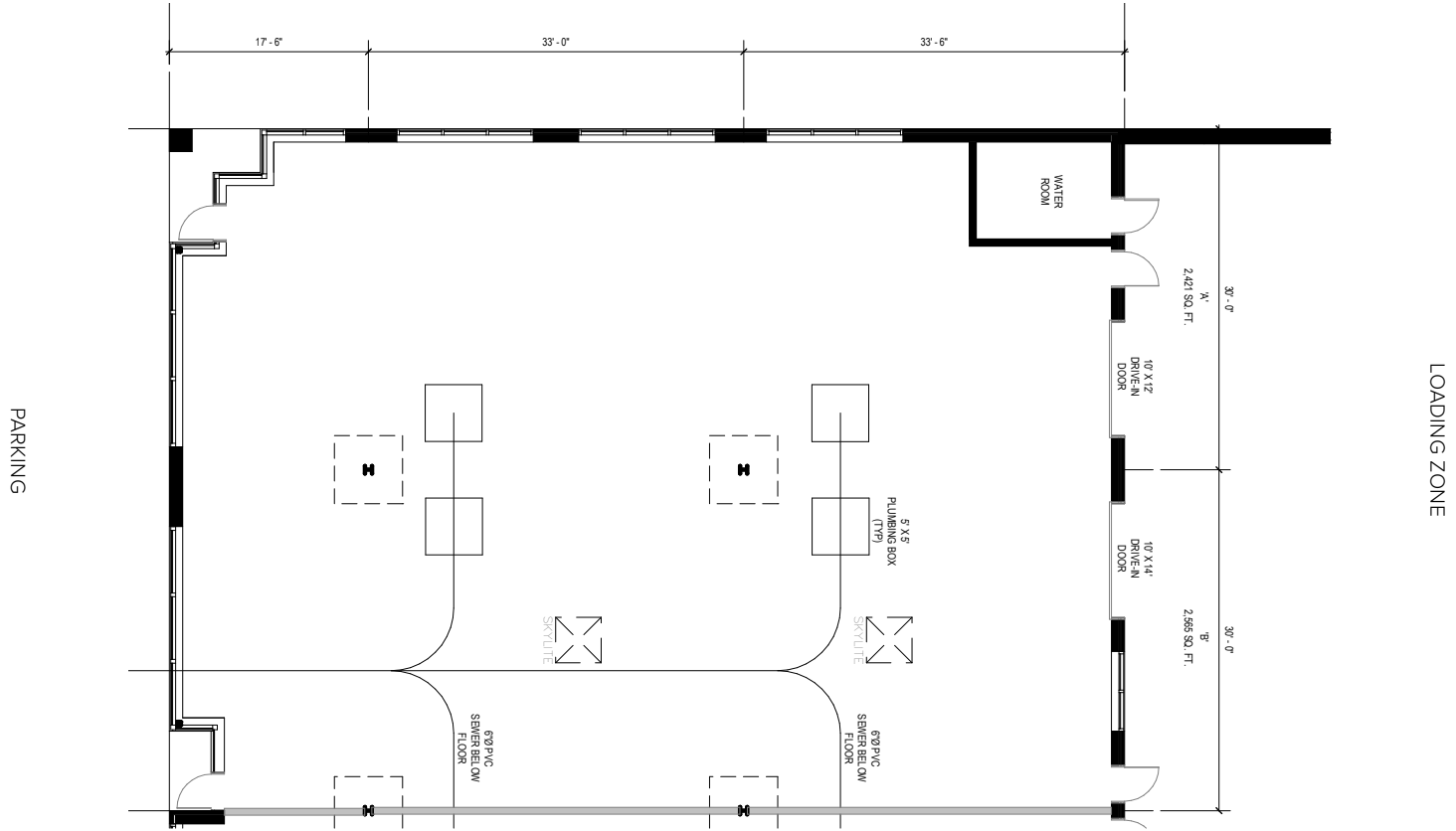
Total SF Available:
2,421-4,986 SF

*New Flex/R&D, 18' clear heights,
drive-in loading doors (2)*



**CLICK TO VIEW
VIRTUAL TOUR**

Note: This space plan is subject to existing field conditions. This drawing is proprietary and the exclusive property of St. John Properties, Inc. Any duplications, distribution, or other unauthorized use is strictly prohibited.



About Lexington Exchange

- ▶ Outstanding new 140-acre mixed use business community located along Three Notch Road (Route 235) near Patuxent Beach Road (MD Route 4)
- ▶ Ideal location for defense contractors, with quick connections to both Patuxent Naval Air Station and the University of Maryland Academic and Innovation Center/Unmanned Aircraft Test site at St. Mary's County Regional Airport
- ▶ Flexible suite sizes ranging from 2,500 square feet up to 59,640 square-foot with full-building opportunities for office, flex/R&D, and warehouse
- ▶ Future development plans for up to 600,000 square feet provide expansion opportunities
- ▶ Walking distance to a wide array of retail amenities

For more information on Lexington Exchange, visit: sjpi.com/lexingtonexchange



Flex/R&D Space

23565 Oak View Drive	47,160 SF	Coming Soon!
23566 Oak View Drive	28,560 SF	LEED CERTIFIED
23567 Oak View Drive	45,120 SF	LEED CERTIFIED
23619 Oak View Drive	45,120 SF	LEED CERTIFIED
23647 Oak View Drive	33,120 SF	Coming Soon!
Building F	39,120 SF	FUTURE
Building G	42,120 SF	FUTURE
Building H	51,120 SF	FUTURE
Building I	59,640 SF	FUTURE
Building J	45,120 SF	FUTURE
Building K	45,120 SF	FUTURE
Building L	33,120 SF	FUTURE
Building M	28,560 SF	FUTURE
Building N	33,120 SF	FUTURE
Building O	31,560 SF	FUTURE

Flex/R&D Specifications

Suite Sizes	2,500 up to 59,640 SF
Ceiling Height	18 ft. clear height
Parking	4 spaces per 1,000 SF
Heat	Gas
Roof	TPO
Construction	Brick on block
Loading	Drive-in & dock loading
Zoning	MXM

Traffic Count (MDOT)

Three Notch Road (Route 235): 31,170 vehicles/day

Patuxent Beach Road (Route 4): 29,912 vehicles/day

Demographics

	3 Miles	5 Miles	10 Miles
Population	21,473	44,544	107,307
Avg. Household Income	\$129,207	\$124,207	\$113,146



Distances to:

Patuxent Naval Air Station	5 miles
Interstate 495 (Capital Beltway)	49 miles
Interstate 97	58 miles
Annapolis, MD (Downtown)	62 miles
Washington, D.C.	62 miles
Interstate 95	75 miles
BWI Airport	79 miles
Baltimore, MD (Downtown)	84 miles

Contact Us

For additional leasing information or to schedule a tour, contact:

FLEX/R&D LEASING:


Michael Tait
Leasing Representative
mtait@sjpi.com
443.464.1315

Matt Lenihan
Executive Vice President, Leasing
mlenihan@sjpi.com
410.369.1202

RETAIL LEASING:

Bill Holzman Vice President, Retail Leasing
bholzman@sjpi.com | 410.369.1240

Corporate Headquarters:
2560 Lord Baltimore Drive, Baltimore, MD 21244
410.788.0100 | SJPI.COM



Scan with your mobile device to take a virtual tour, download floor plans and more!

About St. John Properties

St. John Properties, Inc. is one of the nation's largest and most successful privately held commercial real estate firms. Founded in 1971, the vertically-integrated company develops, owns and manages office, flex/ research and development, warehouse, retail and multifamily space nationwide.

Connect with us @stjohnprop



This information contained in this publication has been obtained from sources believed to be reliable. St. John Properties makes no guarantee, warranty or representation about this information. Any projections, opinions, assumptions or estimates used here are for example only and do not represent the current or future performance of the property. Interested parties should conduct an independent investigation to determine whether the property suits their needs. REV 08/25