



AVAILABILITY

- » ±25,000 - 73,198 SF industrial manufacturing facility situated on ±4.45 acres
- » Sale price: \$4,950,000
- » Lease rate: Contact broker

LOCATION

Located off Lee Avenue on the east side of Sanford, NC in Lee County, this property offers excellent connectivity within the regional road network. It provides quick and convenient access to Business 421 toward Lillington, as well as Hwy 87 leading to Fayetteville and I-95. The nearby 421 Bypass enables efficient travel to US 1 and onward to Wake County. Additionally, the property is located near Sanford's active retail corridor, featuring a wide variety of restaurants and major national retailers.

PROPERTY HIGHLIGHTS

- » Block and steel construction
- » Two sets of loading docks located on opposite sides of the building and a grade level roll up door in the back
- » Entire building has 2 wet sprinkler systems with glycol loops and a pipe scheduled system
- » Power: 5 main, 3 phase feed: 1- 2500 Amp, 1 - 2000 Amp & 3- 800, Amp disconnects
- » Interior walls that can be removed to expand the manufacturing area or expand the warehouse area.
- » Fenced Storage Area of 7,500 Sq. Ft in the rear of the property
- » Parking: 0.55 acres with 100 parking spaces
- » Additional 2.3 and 0.15 acres available for potential laydown/parking

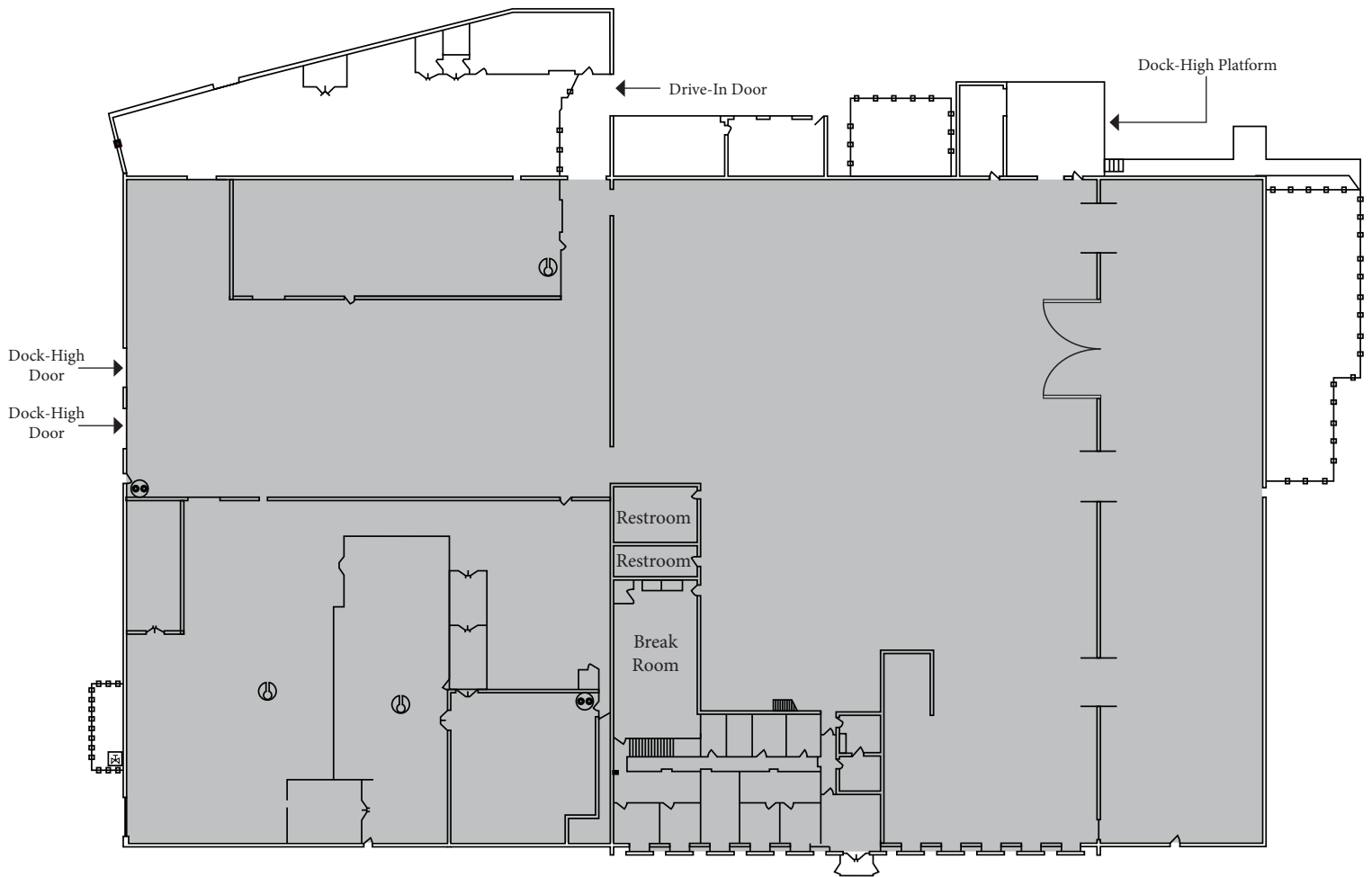
RYAN LAWLER

Senior Director
rlawler@lee-associates.com
O: 919.576.2511 C: 949.291.3896

WILL JUDY

Broker
wjudy@lee-associates.com
O: 919.576.2513 C: 919.606.1956

FLOOR PLAN



INDUSTRIAL/MANUFACTURING FACILITY FOR SALE OR LEASE

2903 LEE AVE.

SANFORD, NC 27332

**LEE &
ASSOCIATES**
COMMERCIAL REAL ESTATE SERVICES
RALEIGH • DURHAM • WILMINGTON



INDUSTRIAL/MANUFACTURING FACILITY FOR SALE OR LEASE

2903 LEE AVE.

SANFORD, NC 27332

LEE & ASSOCIATES
COMMERCIAL REAL ESTATE SERVICES
RALEIGH • DURHAM • WILMINGTON






INDUSTRIAL/MANUFACTURING FACILITY FOR SALE OR LEASE

2903 LEE AVE.

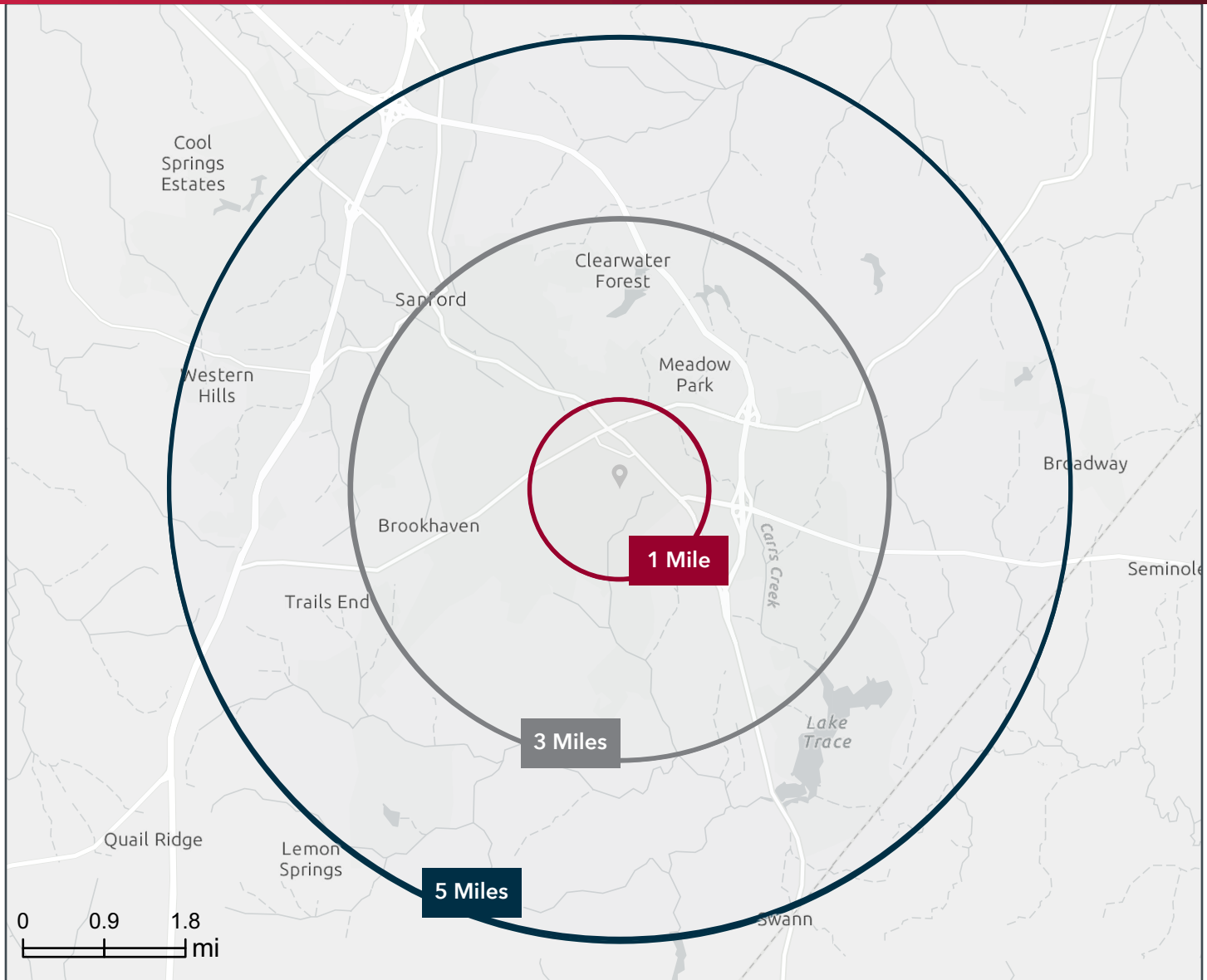
SANFORD, NC 27332

LEE & ASSOCIATES
COMMERCIAL REAL ESTATE SERVICES
RALEIGH • DURHAM • WILMINGTON



2903 LEE AVE.

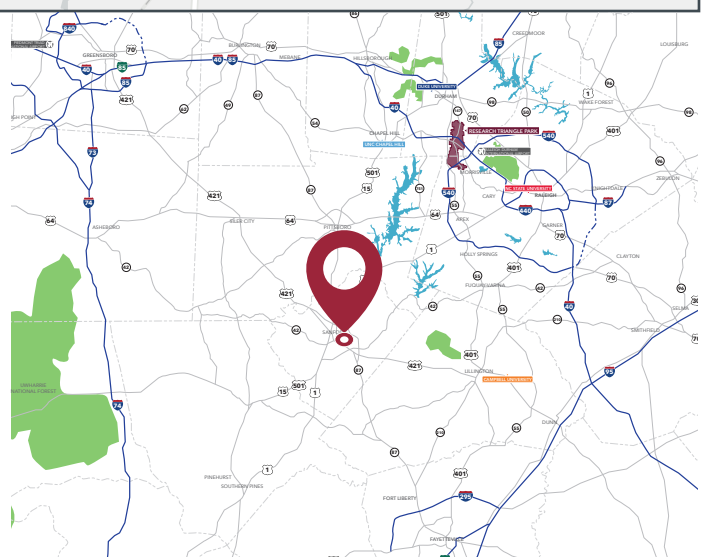
SANFORD, NC 27332



DEMOGRAPHICS

	1 Mile	3 Miles	5 Miles
Population	2,673	19,292	41,294
Avg. HH Income	\$55,550	\$59,479	\$73,992
No. of Businesses	377	1,124	1,715
No. of Employees	5,500	13,100	19,901
Total Daytime Population	8,244	26,278	45,916

Source: ESRI 2025



INDUSTRIAL/MANUFACTURING FACILITY FOR SALE OR LEASE

2903 LEE AVE.

SANFORD, NC 27332

LEE & ASSOCIATES

COMMERCIAL REAL ESTATE SERVICES
RALEIGH • DURHAM • WILMINGTON

DISTANCES

Downtown Sanford	4 Miles	10 Minutes
Raleigh Executive Jetport	16 Miles	21 Minutes
Fayetteville, NC	33 Miles	47 Minutes
Chapel Hill, NC	43 Miles	53 Minutes
RDU International Airport	50 Miles	47 Minutes



Presented by:

Ryan Lawler

rlawler@lee-associates.com

D 919-576-2511

C 949-291-3896

Will Judy

wjudy@lee-associates.com

D 919-576-2513

C 919-606-1956



100 Walnut Street | Cary, NC 27511 | 919-576-2500 | lee-associates.com/raleigh

All information furnished regarding property for sale, rental or financing is from sources deemed reliable, but no warranty or representation is made to the accuracy thereof and same is submitted to errors, omissions, change of price, rental or other conditions prior to sale, lease or financing or withdrawal without notice. No liability of any kind is to be imposed on the broker herein.