

This drawing is not to be used, copied, or distributed to others without the written consent of Argus Security an ASG company copyright trademark regulations apply.

INLAND CONTAINER CORPORATION
1010 E. CHAPIN
EDINBURG, TEXAS

FIRE ALARM LEGEND

SYMBOL	DESCRIPTION	BACK BOX	MOUNTING HEIGHT
[FACP]	FIRE ALARM CONTROL PANEL DEDICATE 110V	NOTIFY ARGUS	54" TO THE CENTER OF BACK BOX
[F]	MANUAL PULL STATION	EXISTING	48" TO CENTER BACK BOX
[SD]	SMOKE DETECTOR	EXISTING	CEILING MOUNT
[SD]	DUCT DETECTOR WIRELAY	EXISTING	FIELD LOCATE
[AV]	AUDIOVISUAL	EXISTING	80" TO THE BOTTOM OF BACK BOX
[V]	VISUAL	EXISTING	80" TO THE BOTTOM OF BACK BOX
[CZM]	CONVENTIONAL ZONE MODULE INITIATING DEVICE	4 X 4 2-1/8" DEEP	FIELD LOCATE
[TRI-D]	DUAL INPUT INITIATING DEVICE	4 X 4 2-1/8" DEEP	FIELD LOCATE
[WF]	WATERFLOW	EXISTING	FIELD LOCATE
[TS]	TAMPER SWITCH	EXISTING	FIELD LOCATE

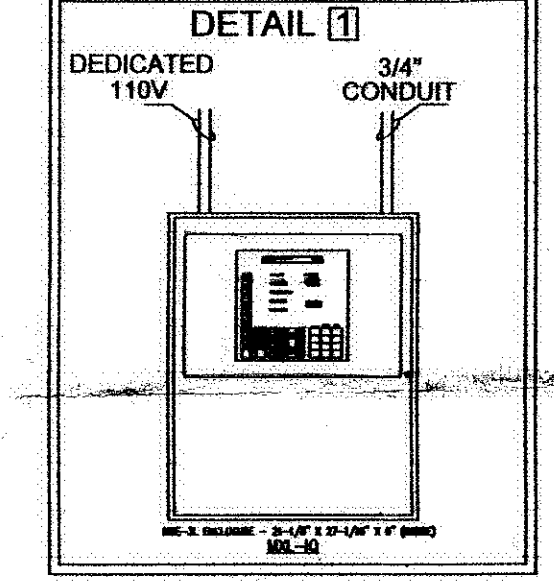
GENERAL NOTES:

1. ALL SMOKE DETECTORS WILL BE PLACED AT LEAST THREE FEET AWAY FROM A.H.U. SUPPLY AIR VENTS.
2. ALL CONDUIT 3/4" UNLESS OTHERWISE NOTED.
3. ALL CONDUIT SHALL BE STUBBED UP TO ACCESSIBLE CEILING, UNLESS OTHERWISE NOTED
4. ALL FIRE ALARM DEVICES IN MECHANICAL ROOMS SHALL BE COMPLETELY PIPED AND STUBBED TO ACCESSIBLE CEILING.
5. ALL VISUAL & AUDIBLE VISUAL APPLIANCES SHALL BE 15 CANDELA UNLESS OTHERWISE NOTED ON PLANS.

INSTALLATION NOTES:

1. INSTALL NEW ADDRESSABLE FIRE ALARM CONTROL PANEL TO REPLACE EXISTING CONVENTIONAL PANEL.
2. INSTALL NEW ADDRESSABLE MODULES TO CONNECT EXISTING ZONES
3. CONNECT FIRE PUMP TO FACP

FIRE ALARM CONTROL PANEL DETAIL



REVISION	
NO.	DATE
1	12/14/07

NOTES:

DRAWN BY:
LUIB LEAL

DATE:
12/14/07

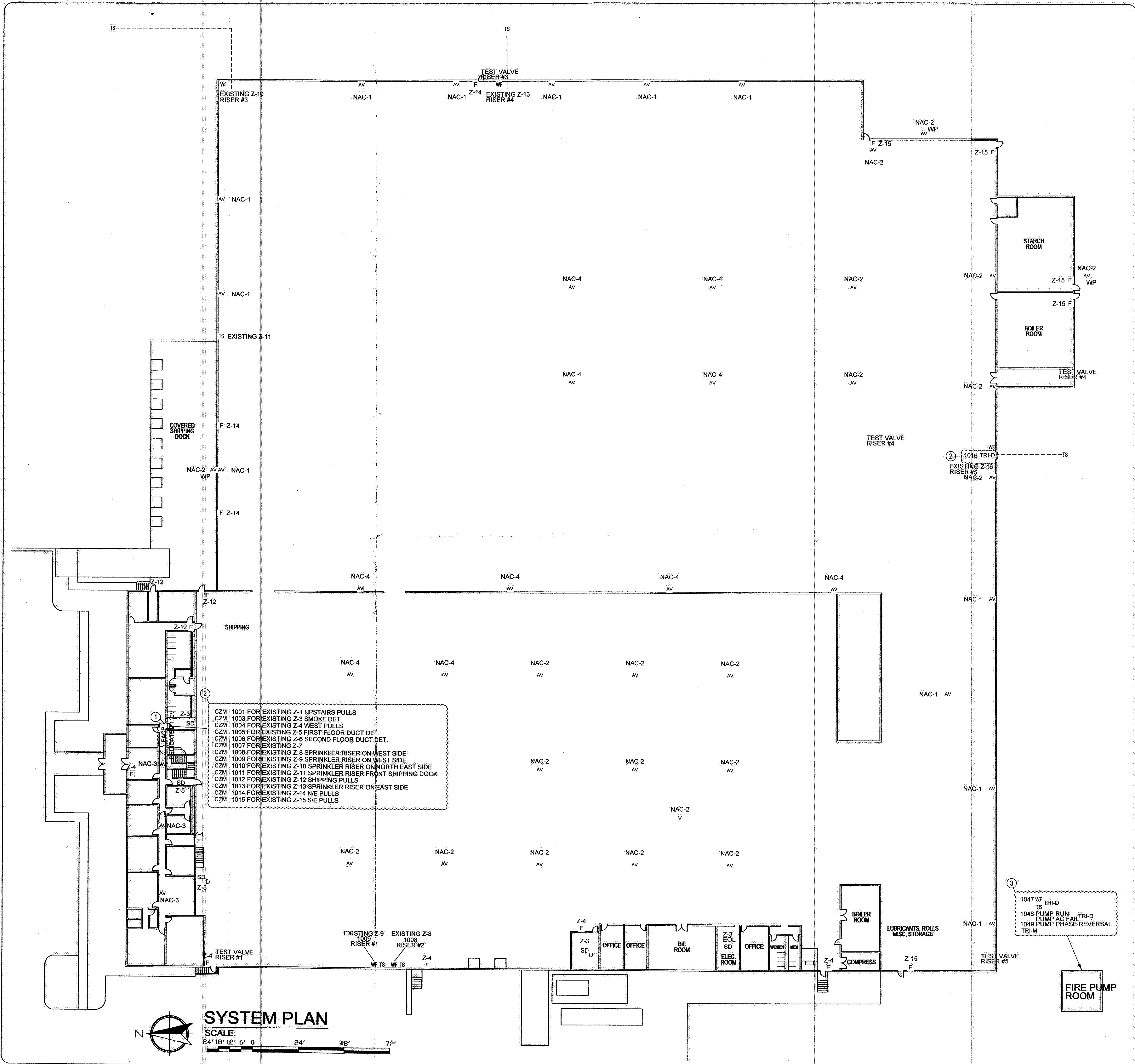
SHEET SIZE:
18X24

SCALE:
1"=24'-0"

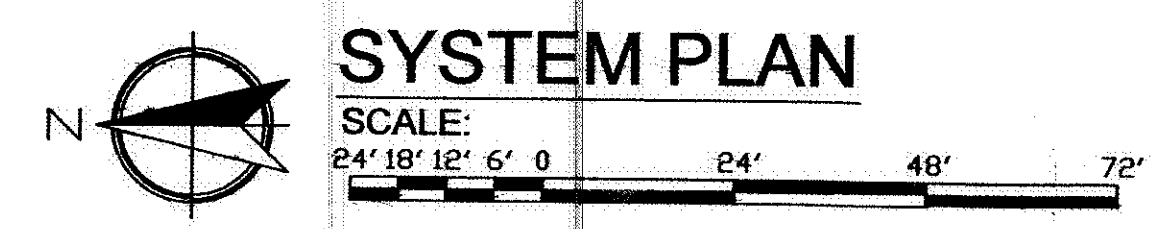
JOB NO.
71101555

CAD FILE:
E:\INLAND

SHEET NO.
1 OF 1



- CZM 1001 FOR EXISTING Z-1 UPSTAIRS PULLS
- CZM 1003 FOR EXISTING Z-3 SMOKE DET
- CZM 1004 FOR EXISTING Z-4 WEST PULLS
- CZM 1005 FOR EXISTING Z-5 FIRST FLOOR DUCT DET.
- CZM 1006 FOR EXISTING Z-6 SECOND FLOOR DUCT DET.
- CZM 1007 FOR EXISTING Z-7
- CZM 1008 FOR EXISTING Z-8 SPRINKLER RISER ON WEST SIDE
- CZM 1009 FOR EXISTING Z-9 SPRINKLER RISER ON WEST SIDE
- CZM 1010 FOR EXISTING Z-10 SPRINKLER RISER ON NORTH EAST SIDE
- CZM 1011 FOR EXISTING Z-11 SPRINKLER RISER FRONT SHIPPING DOCK
- CZM 1012 FOR EXISTING Z-12 SHIPPING PULLS
- CZM 1013 FOR EXISTING Z-13 SPRINKLER RISER ON EAST SIDE
- CZM 1014 FOR EXISTING Z-14 N/E PULLS
- CZM 1015 FOR EXISTING Z-15 S/E PULLS



SYSTEM PLAN

SCALE:
1"=24'-0"