

Electrical Information:

Breaker Panel: 1
 Service Type: 120/208
 Panel Type: NQOD
 Panel Number: Not Listed
 Manufacturer: Square D
 Amps: 225
 Location: Maintenance Room
 Note: No UL Label

Breaker Panel: 2
 Service Type: 120/208
 Panel Type: A Series Panelboard
 Panel Number: GF 899659
 Manufacturer: General Electric
 Amps: 225
 Location: Maintenance Room

Breaker Panel: 3
 Service Type: 120/208
 Panel Type: A Series Panelboard
 Panel Number: GF 911416
 Manufacturer: General Electric
 Amps: 225
 Location: Maintenance Room

Breaker Panel: 4
 Service Type: 120/208
 Panel Type: Not Listed
 Panel Number: Not Listed
 Manufacturer: Challenger
 Amps: 225
 Location: Maintenance Room
 Note: No UL Label

Breaker Panel: 5
 Service Type: 120/208
 Panel Type: Not Listed
 Panel Number: CS181190
 Manufacturer: Challenger
 Amps: 600
 Location: Maintenance Room
 Note: No UL Label

Exterior Disconnect Information:

Amps: 800
 Panel Type: Not Listed
 Panel Number: Not Listed
 Manufacturer: Challenger
 Location: Rear of Unit
 Note: No UL Label

Ceiling Information:

Height from Floor to Ceiling:
 Front: 12' 6" Back: 9'
 Floor to Bottom of Deck:
 Front: 18' 1" Back: 18' 1"
 Floor to Bottom of Joist:
 Front: 14' 8" Back: 14' 8"
 Note: 7' 6" in Vestibule, Sloped Roof

Fire Information:

Riser Location: No Riser in Unit
 Sprinkler Heads Present: No
 Number of Sprinkler Heads: 0
 Fire Alarm Control Panel Present: No
 Brand: N/A
 Model: N/A
 Location: N/A

Water Heater Information:

Gallons: 98
 Water Line (in): 3/4"
 Manufacturer: Bradford White
 Model: D100T199E3N
 Serial: LD34331357
 Location: Maintenance Room

Backflow Information:

Number: 1
 Size: 1/2"
 Location: Kitchen

HVAC Information:

Unit: 1
 Manufacturer: DAIKIN
 Model: DCG0600903DXXXXA
 Serial: 1404139560
 Tonnage: 5
 Year: 2014

Unit: 2
 Manufacturer: CARRIER
 Model: 48TCDA06A2A5A0A0A0
 Serial: 1411C02252
 Tonnage: 5
 Year: 2011

Unit: 3
 Manufacturer: AMERICAN STANDARD
 Model: YSC060ASEMA2T00000000000A
 Serial: 712101496L
 Tonnage: 5
 Year: 2007

Unit: 4
 Manufacturer: CARRIER
 Model: 48TCDD08A2A5A0A0G0
 Serial: 2118P36151
 Tonnage: 7.5
 Year: 2018

Unit: 5
 Manufacturer: CARRIER
 Model: 48KCDA06A2A5A0A0A0
 Serial: 2018C77326
 Tonnage: 5
 Year: 2018

Unit: 6
 Manufacturer: ICP
 Model: RGS060HDCA0AAAA--
 Serial: C122574291
 Tonnage: 5
 Year: 2012

Unit: 7
 Manufacturer: DAIKIN
 Model: DCG0902103VXXXXA
 Serial: 1809271865
 Tonnage: 7.5
 Year: 2018

Unit: 8
 Manufacturer: TRANE
 Model: YSC090H3ELA0000000000000000C
 Serial: 181511226L
 Tonnage: 7.5
 Year: 2018

Unit: 9
 Manufacturer: TRANE
 Model: YSC060E3ELA1S000000000000000B
 Serial: 153210782L
 Tonnage: 5
 Year: 2015

Unit: 10
 Manufacturer: AMERICAN STANDARD
 Model: YHC063A3EMA1G000000000000 B
 Serial: 813101008L
 Tonnage: 5
 Year: 2008

Unit: 11
 Manufacturer: CARRIER
 Model: 48KCDA06A2A5A0A0A0
 Serial: 2018C77323
 Tonnage: 5
 Year: 2018

Space Profile for

Unit: # 100
 Area: 6,520 sq ft

Address

900 Airport Fwy.
 Suite 100
 Hurst, TX 76054



400 N. Tampa St. Suite 2210
 Tampa, FL 33602

[Virtual Tour Link](#)



Space Profile for

Unit: # 100

Area: 6,520 sq ft

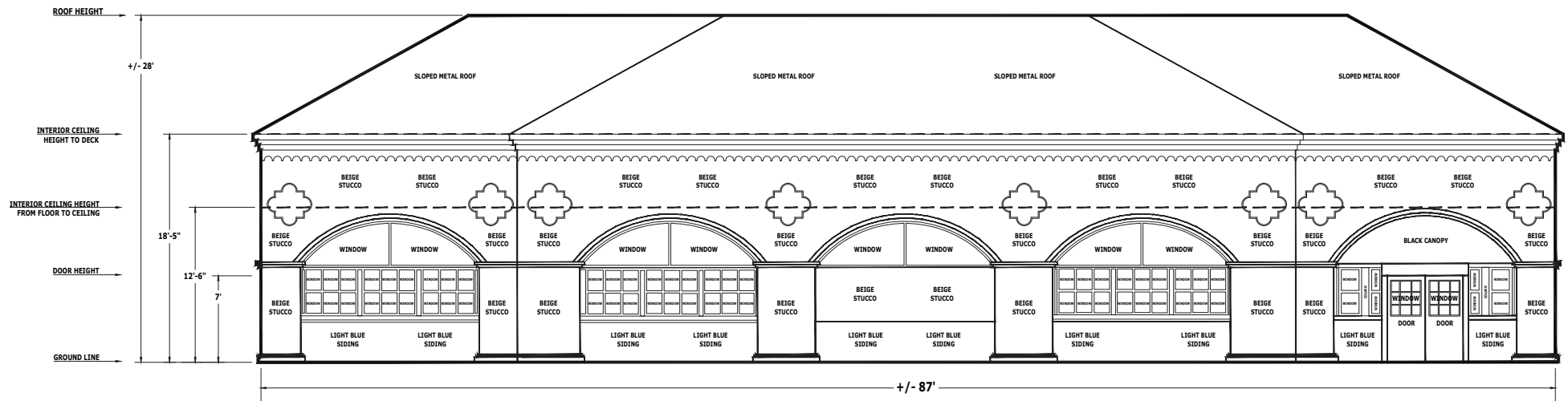
Address

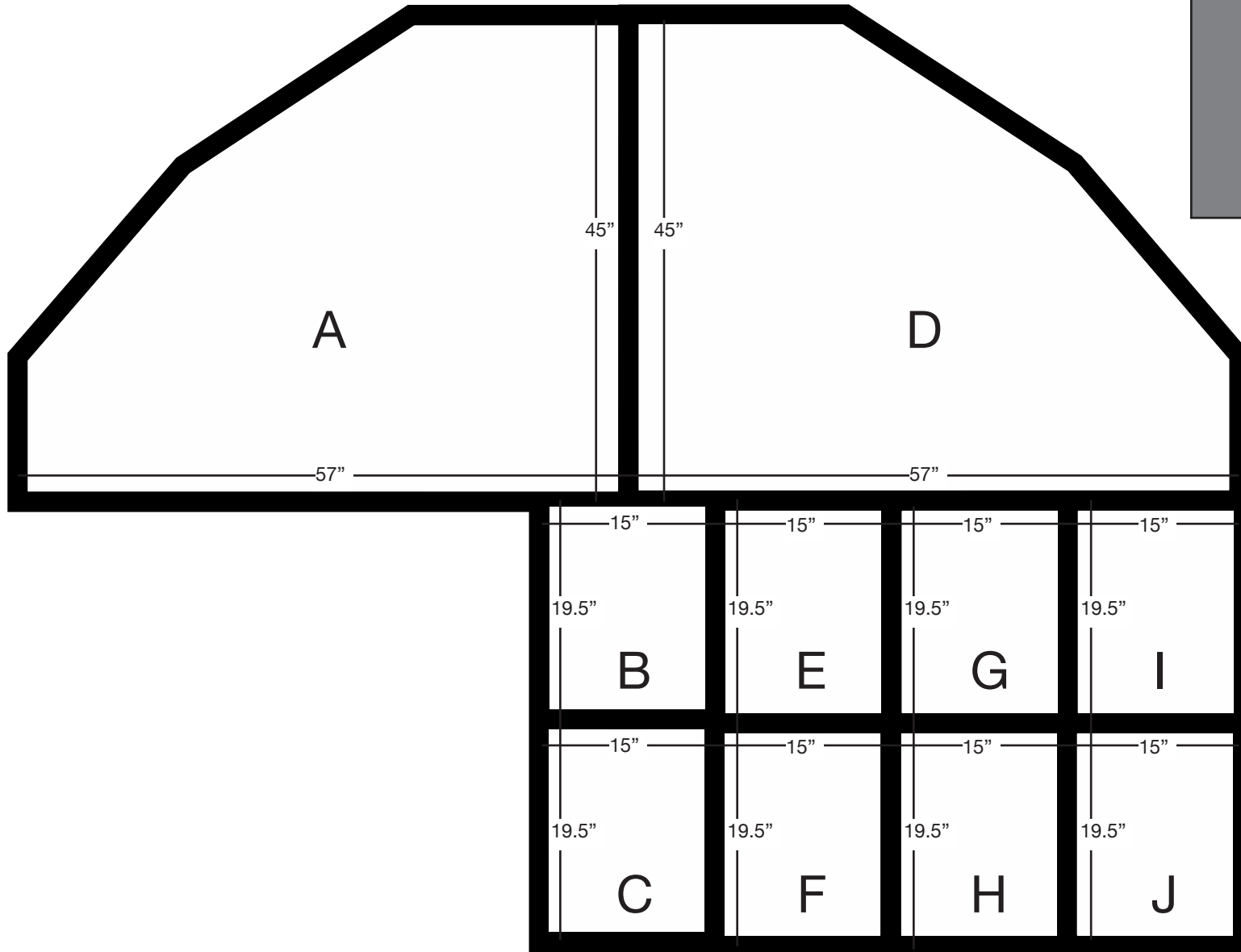
900 Airport Fwy.
Suite 100
Hurst, TX 76054



400 N. Tampa St. Suite 2210
Tampa, FL 33602

Storefront Elevation

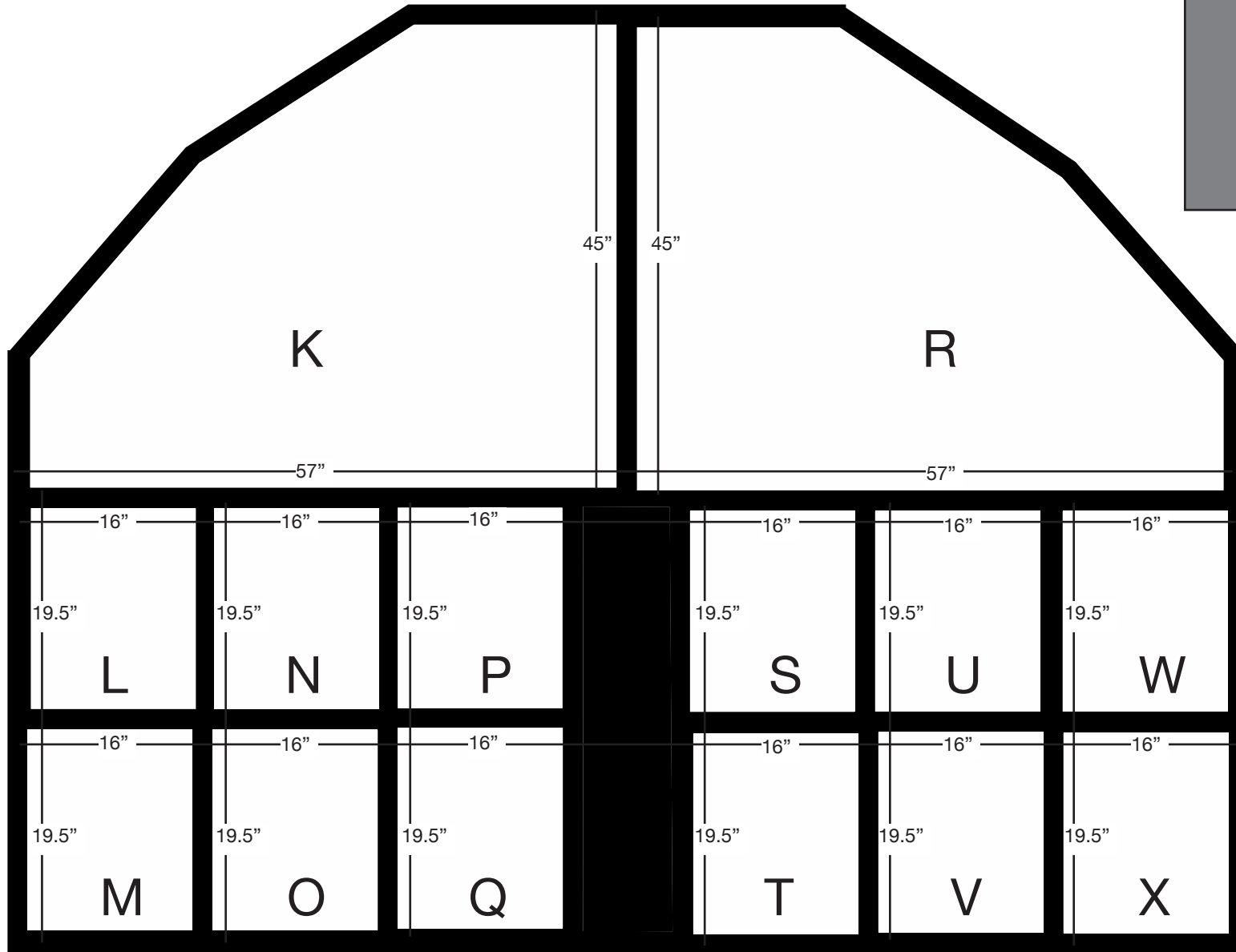





Window Plan

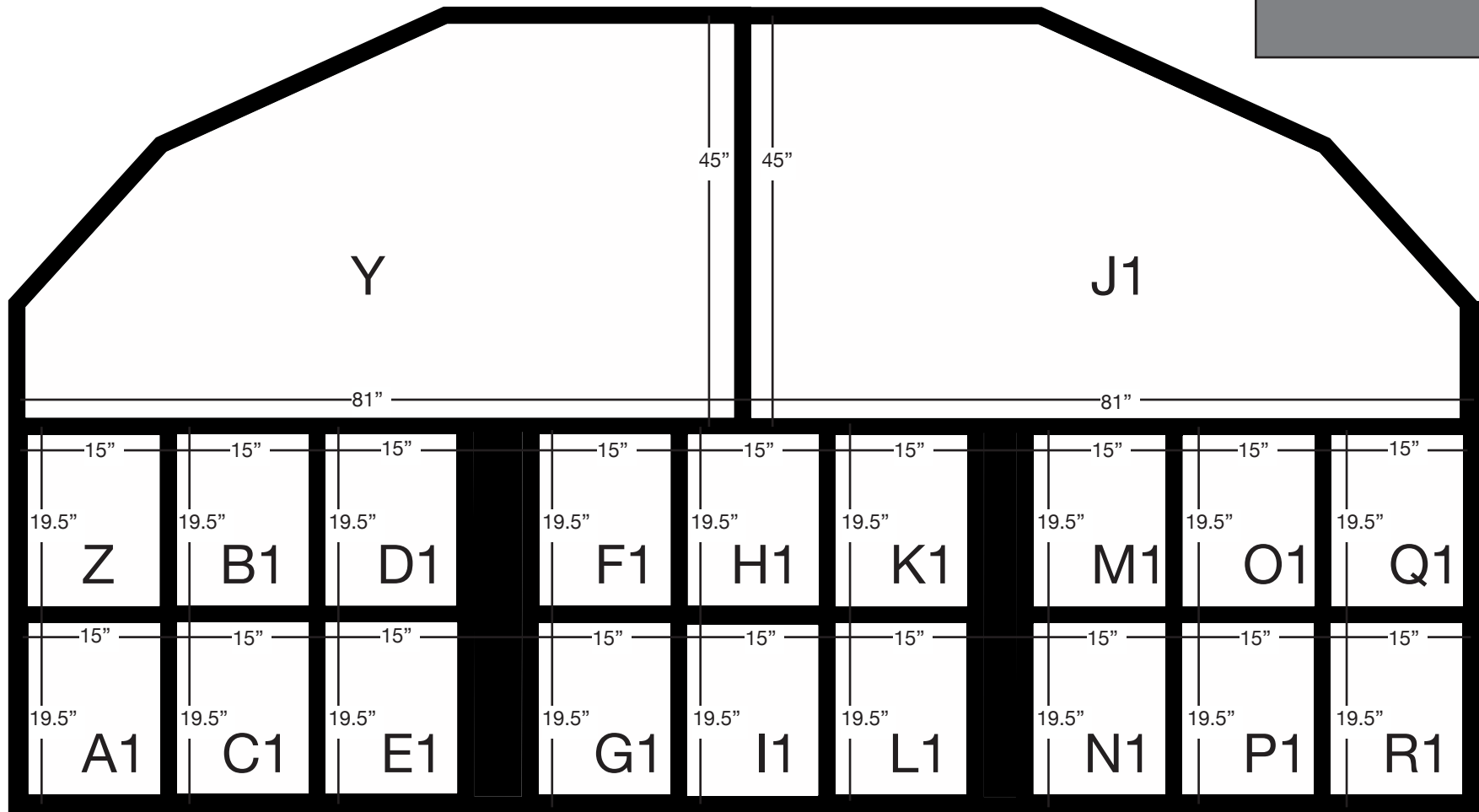
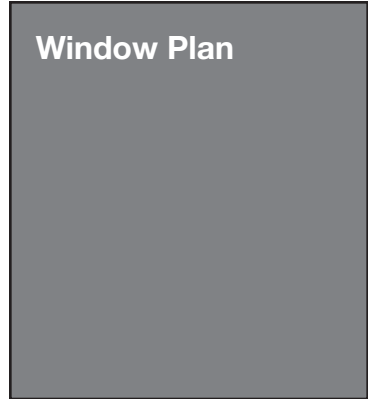


Window Plan




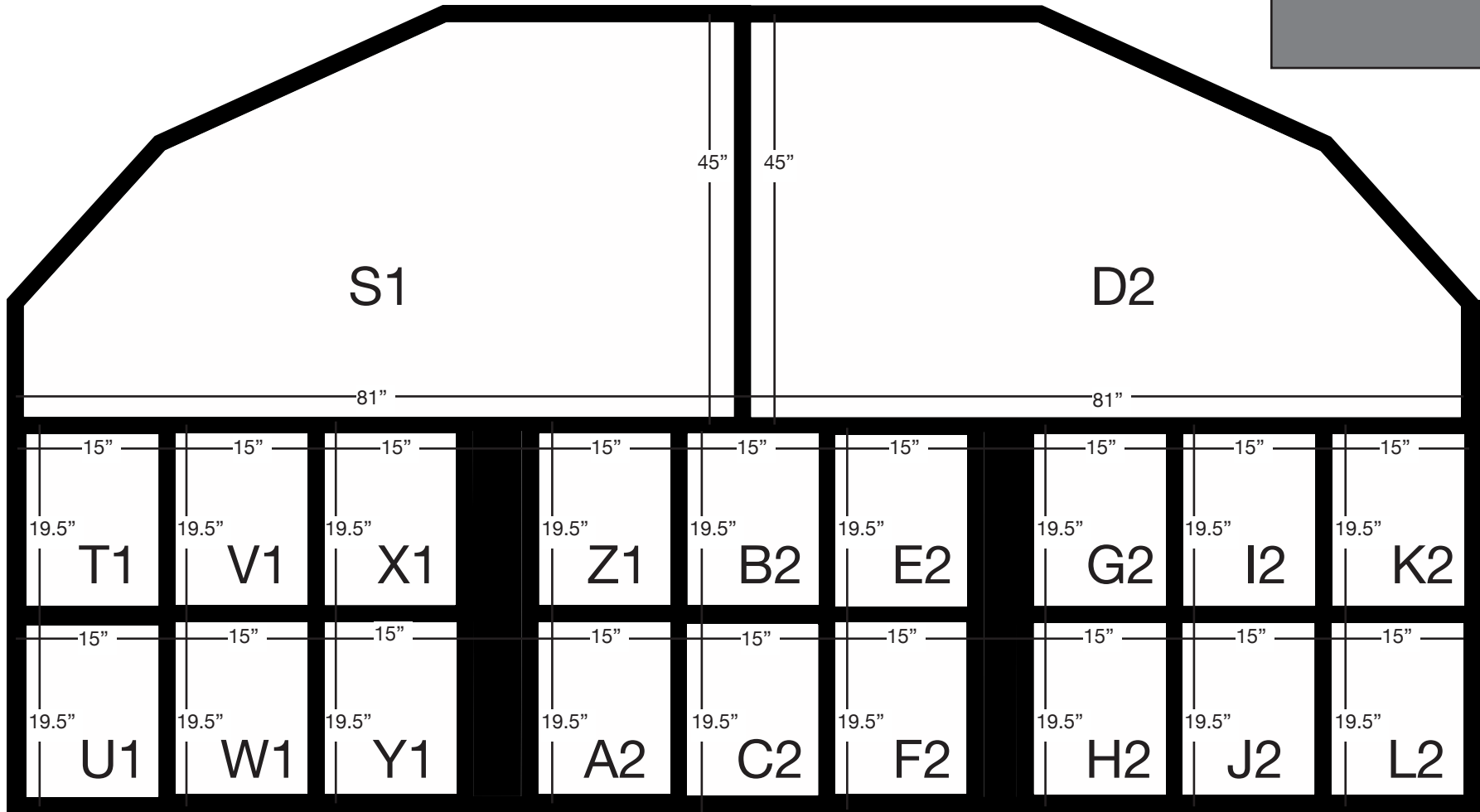
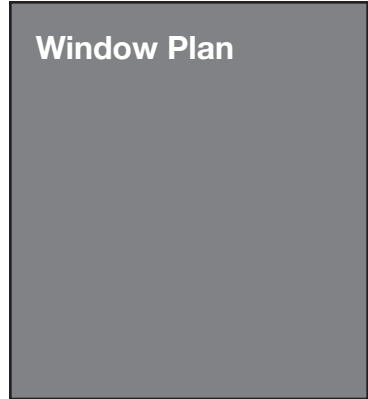
Window Plan





Window Plan

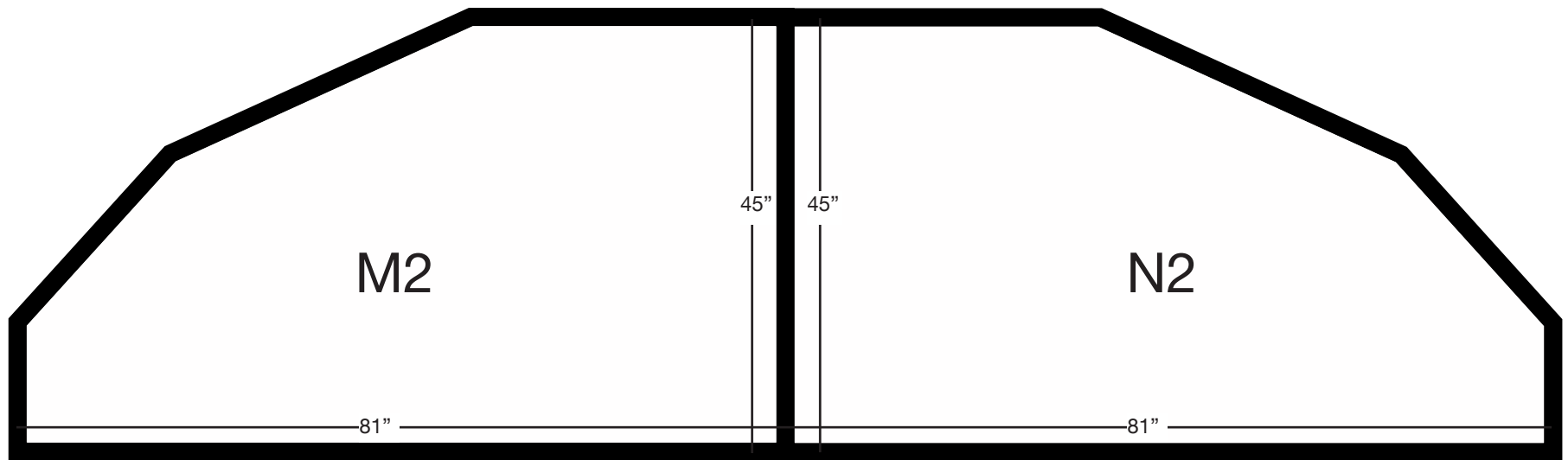




Window Plan

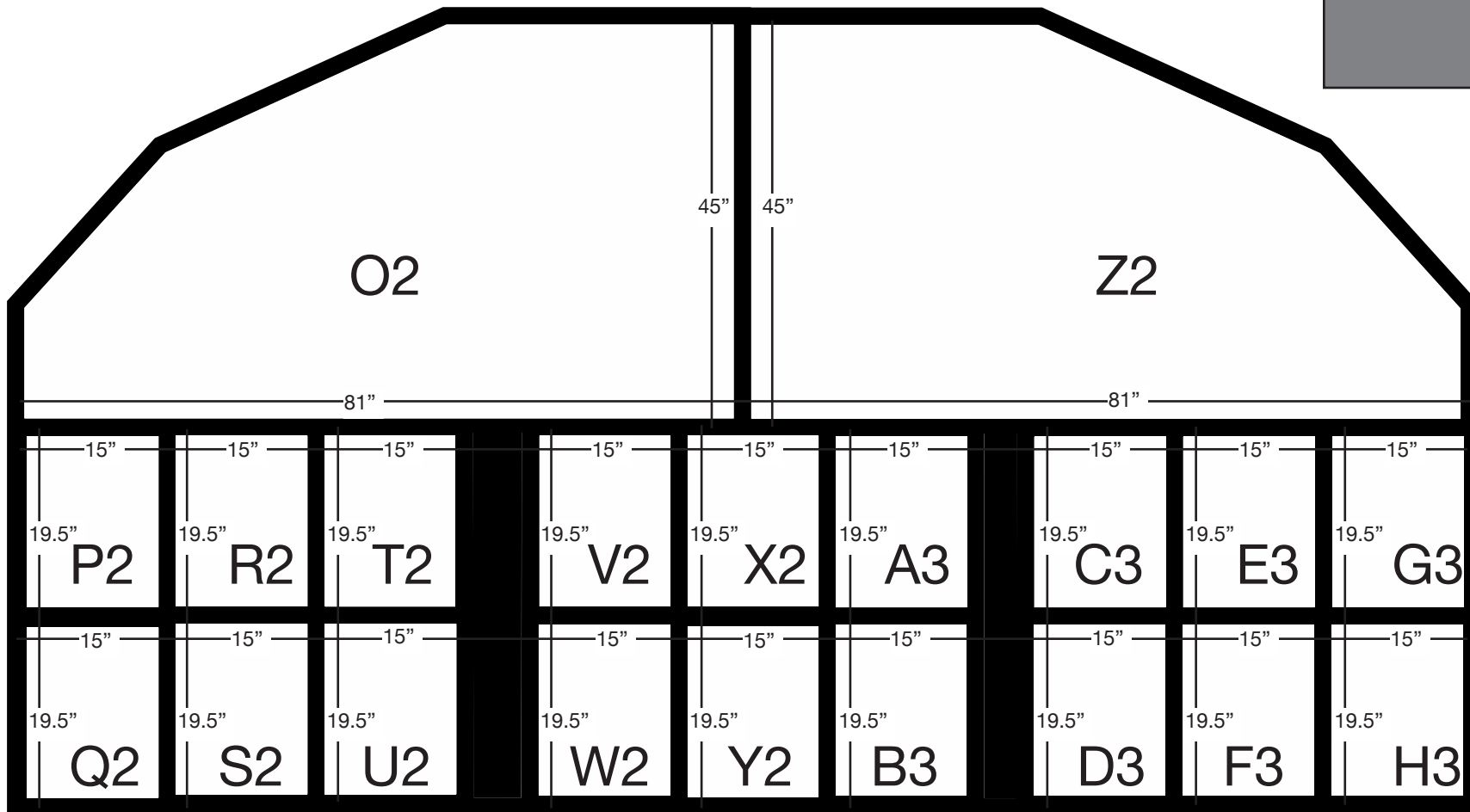
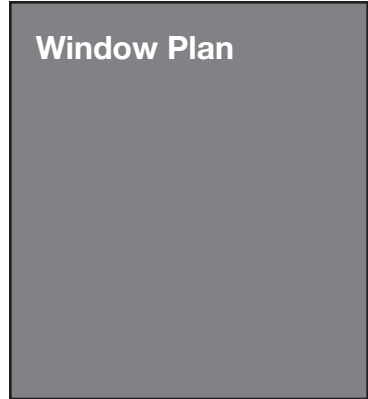


Window Plan



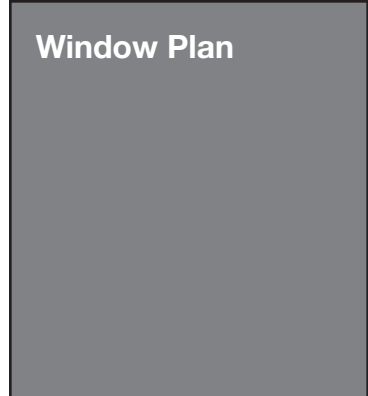
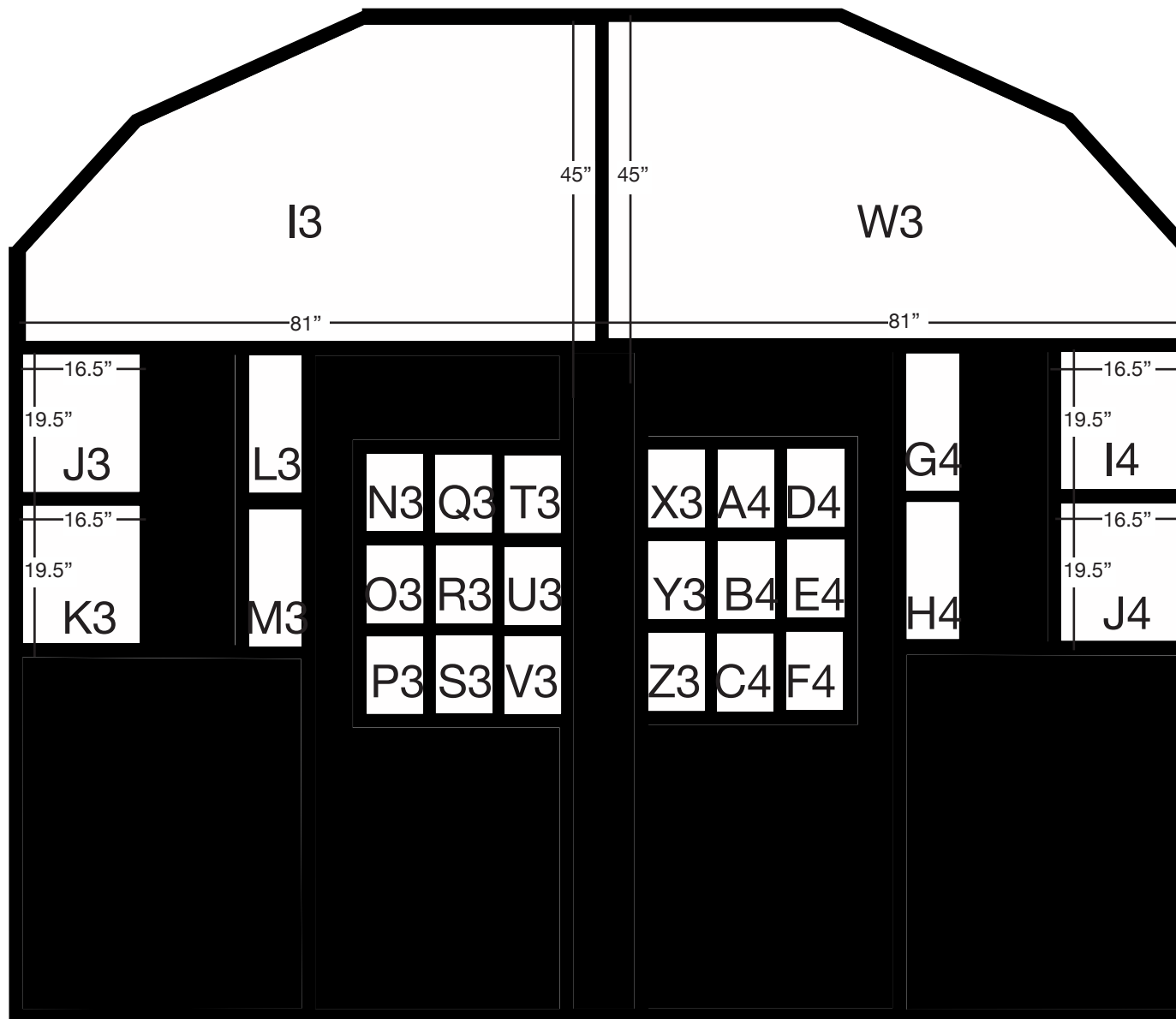
Window Plan





Window Plan





Window L3 = 19.5" x 7.5"
 Window M3 = 19.5" x 7.5"
 Window N3 = 11" x 8"
 Window O3 = 11" x 8"
 Window P3 = 11" x 8"

Window Q3 = 11" x 8"
 Window R3 = 11" x 8"
 Window S3 = 11" x 8"
 Window T3 = 11" x 8"
 Window U3 = 11" x 8"

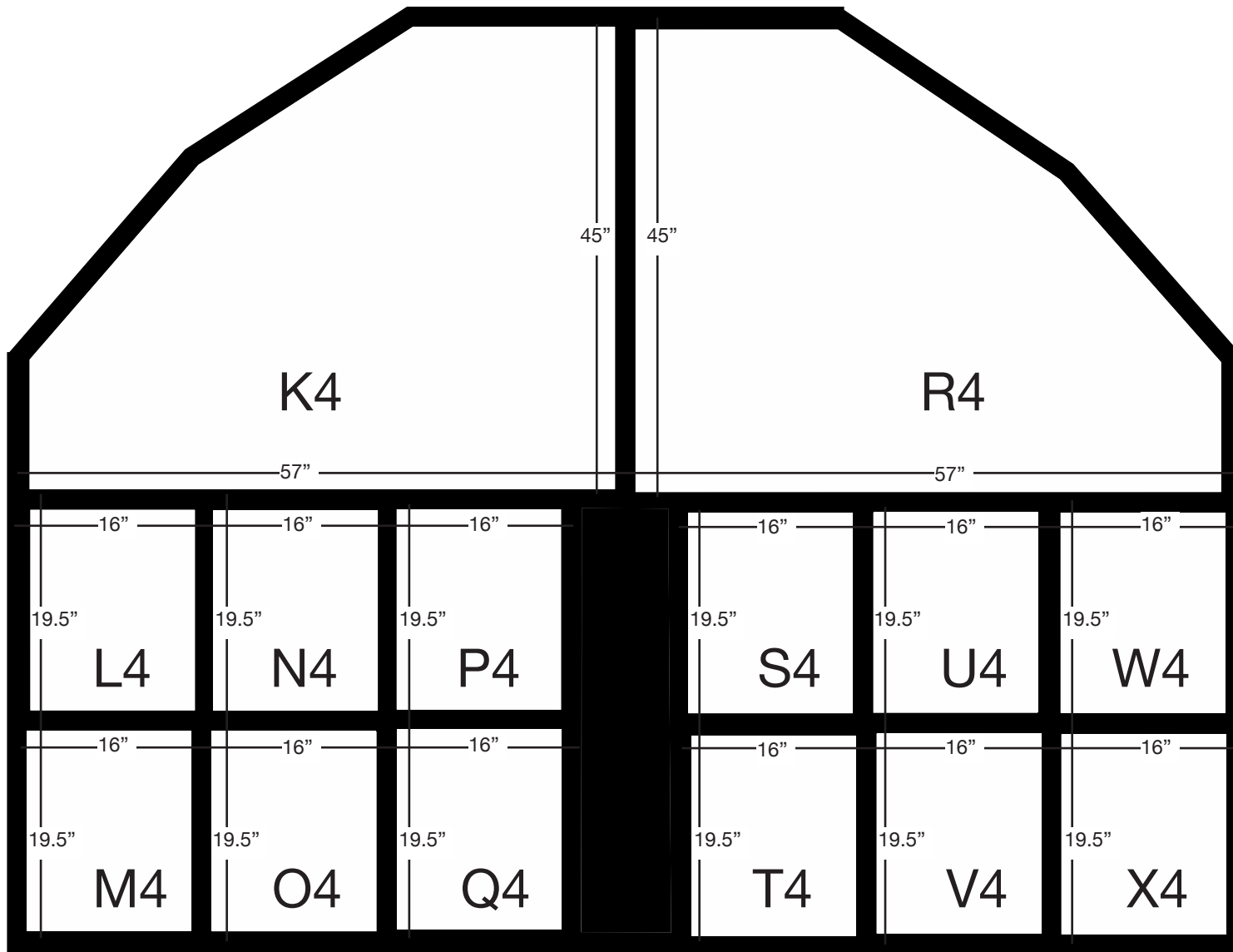
Window V3 = 11" x 8"
 Window W3 = 11" x 8"
 Window X3 = 11" x 8"
 Window Y3 = 11" x 8"
 Window Z3 = 11" x 8"

Window A4 = 11" x 8"
 Window B4 = 11" x 8"
 Window C4 = 11" x 8"
 Window D4 = 11" x 8"
 Window E4 = 11" x 8"

Window F4 = 11" x 8"
 Window G4 = 19.5" x 7.5"
 Window H4 = 19.5" x 7.5"

Window Plan

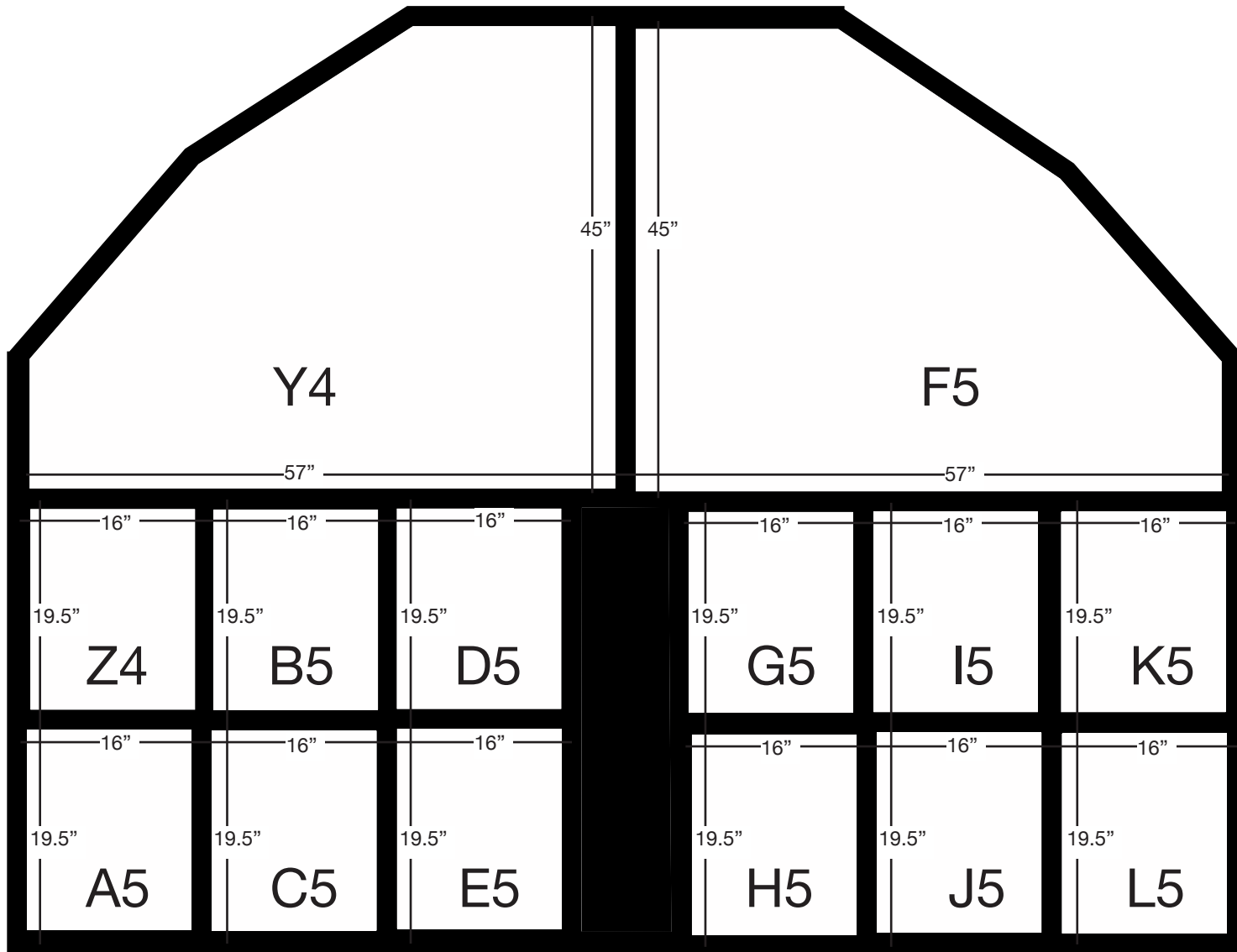




Window Plan



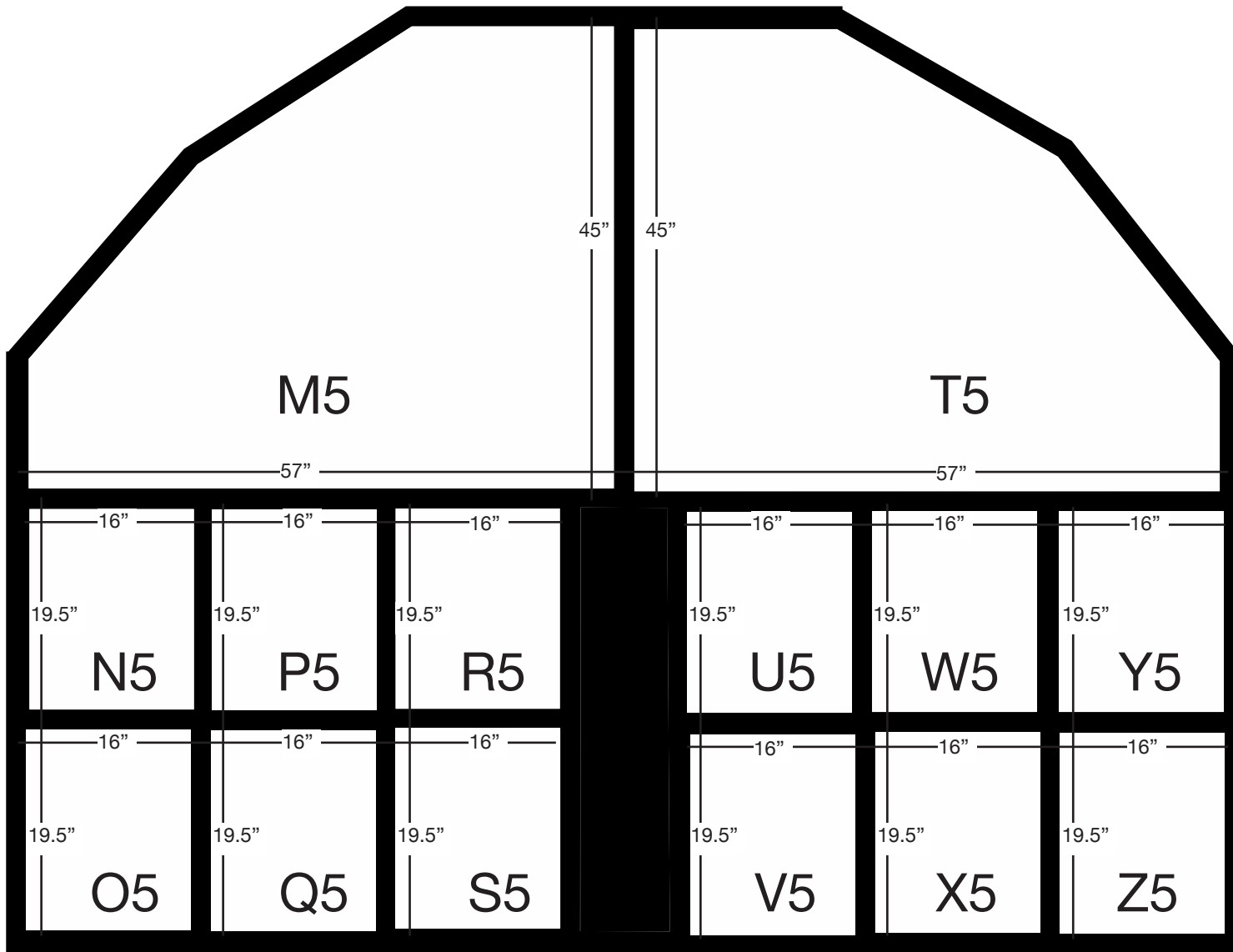
Window Plan



Window Plan



Window Plan

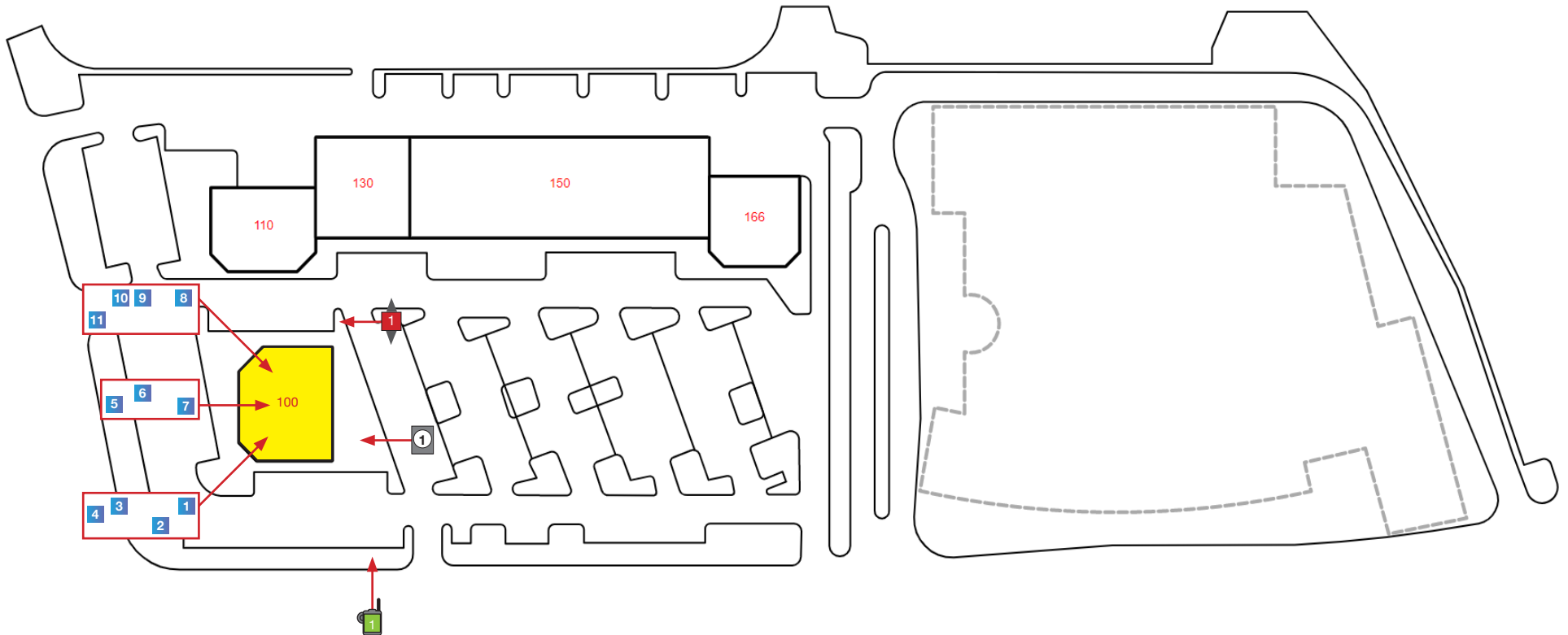


Window Plan






Prepared
02/21/2020

Address
900 Airport Fwy.
Suite 100
Hurst, TX 76054



















































Please See Meter & HVAC Information on the Next Page

Meter & HVAC Information

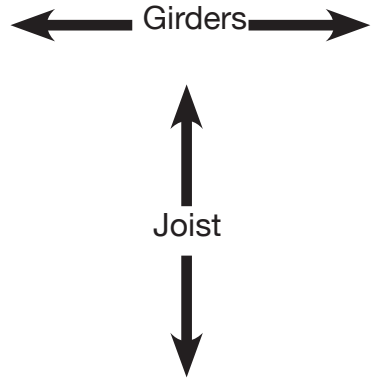
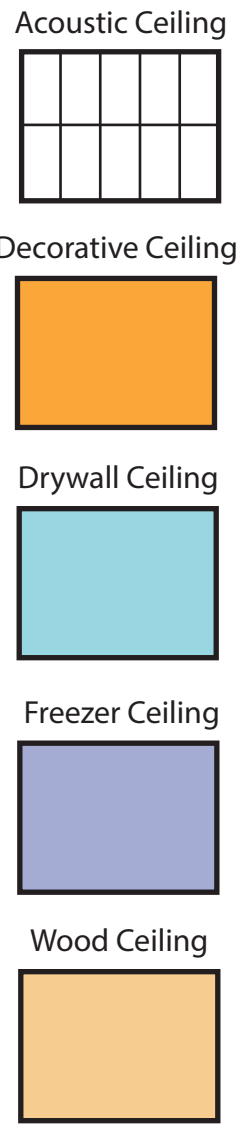
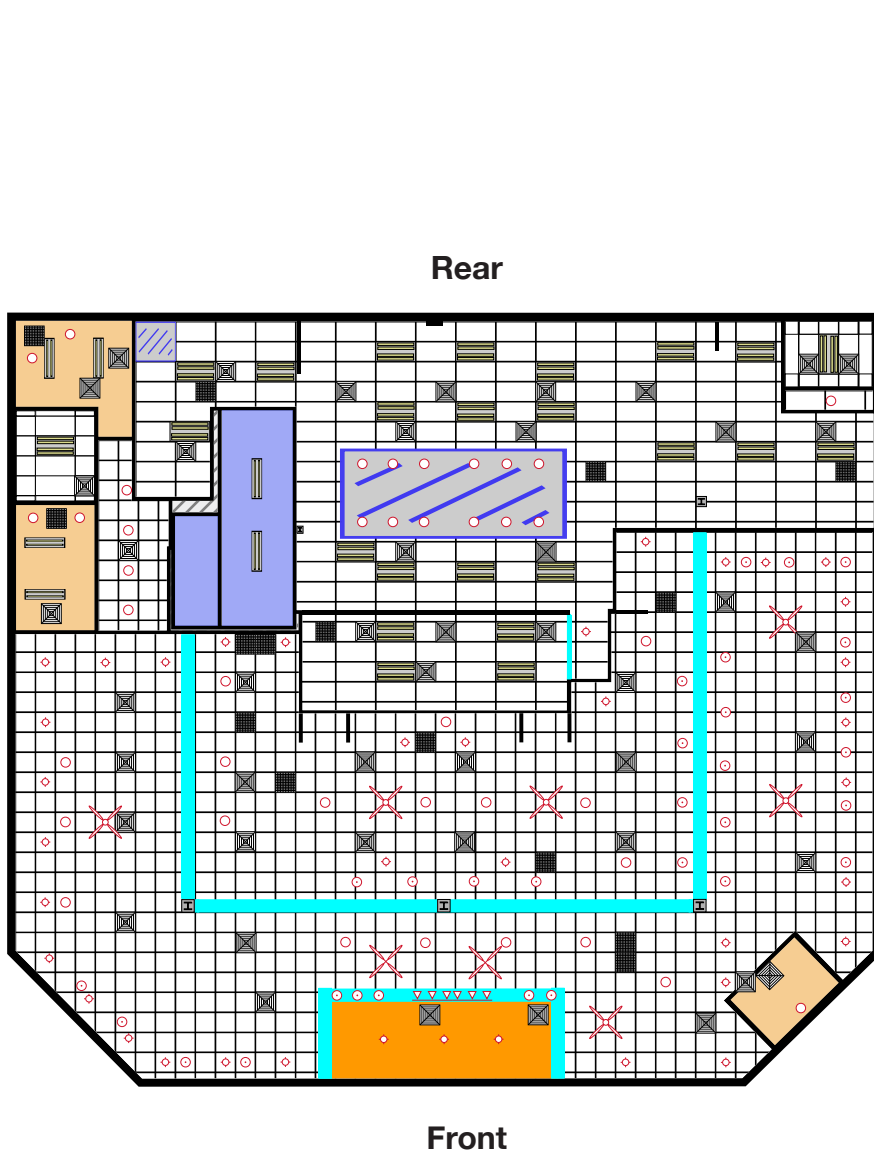
Meter Information	Reference	Meter
	Electric	107265062
	Gas	85S6349228
	Water (House)	82062143

HVAC Units & Information	Unit	Space	Manufacturer	Model	Ton	Serial	Year
	1	100	DAIKIN	DCG0600903DXXXAA	5	1404139560	2014
	2	100	CARRIER	48TCDA06A2A5A0A0A0	5	1411C02252	2011
	3	100	AMERICAN STANDARD	YSC060ASEMA2T000000000000A	5	712101496L	2007
	4	100	CARRIER	48TCDD08A2A5A0A0G0	7.5	2118P36151	2018
	5	100	CARRIER	48KCDA06A2A5A0A0A0	5	2018C77326	2018
	6	100	ICP	RGS060HDCA0AAAA---	5	C122574291	2012
	7	100	DAIKIN	DCG0902103VXXXAA	7.5	1809271865	2018
	8	100	TRANE	YSC090H3ELA0000000000000000C	7.5	181511226L	2018
	9	100	TRANE	YSC060E3ELA1S0000000000000000B	5	153210782L	2015
	10	100	AMERICAN STANDARD	YHC063A3EMA1G0000000000000 B	5	813101008L	2008
	11	100	CARRIER	48KCDA06A2A5A0A0A0	5	2018C77323	2018

Legend

	Breaker Panel		Fire Extinguisher		Ceiling Fan w/ Light		Fire Sprinkler
	Circular Column		Fire Alarm Pulldown		Rectangular Column		Pocket Door
	Appliance Outlet		Glass Door		Refrigerator		Track Lighting
	Fire Alarm		Handicap Handrail		Roll-Up Door		2-Bulb Fluorescent Lighting
	Drinking Fountain		Roof Hatch		Sink		3-Bulb Fluorescent Lighting
	Door		HVAC Unit		Swing Door		4-Bulb Fluorescent Lighting
	Double Hung Door		Recessed Light		Toilet		Ceiling Air Vent
	Electrical Outlet		Staircase		Can Light		Air Diffuser
	Emergency Light		Water Heater		Urinal		Ceiling Fan w/o Light
	Exit Light		Telephone Panel		Thermostat		Air Handler
	Tankless Water Heater		Window Wall Opening		RJ 45		Fire Alarm Control Panel
	Step Down Transformer		Maintenance Sink		Window		
	Disconnect						

Disclaimer: All items may not show on feature pages.



Reflected Ceiling Plan









Ceiling Specifications

Height from Floor to Ceiling
 Front: 12' 6"
 Back: 9'

Floor to Bottom of Deck:
 Front: 18' 1"
 Back: 18' 1"

Floor to Bottom of Joist
 Front: 14' 8"
 Back: 14' 8"

Notes: 7' 6" in Vestibule;
 Sloped Roof

	Type	Fixture	Qty	
Lighting		2 Bulb Fluorescent	Encased	6
		4 Bulb Fluorescent	Encased	24
		Track	Bulb	2
		Can	Bulb	40
		Recessed	Bulb	38
		Ceiling Fan w/Light	Bulb	6
		Suspended	Bulb	30
Fire Info	Sprinkler Heads	Present	Qty	
		No	0	