

# Multi Family Development Opportunity For Sale



1812 12<sup>th</sup> St. N.W. Washington, DC. 20009

NRT



## PROPERTY OVERVIEW

Offered for sale, the 12<sup>th</sup> St. Christian church boasts roughly 16,300 sq. ft. of multi family development land, located between Logan Circle and U St., in the extremely sought after heart of the business and entertainment district.

## DETAILS

**SF:** 16,288 +/- S.F. Land

**PRICE:** upon request

**FEATURES:**

- Neighborhood setting
- Public Sewer
- Public Water

**AREA DESCRIPTION:** Located blocks away from Logan Circle, within easy walking distance to dining, entertainment and shopping.

## FOR MORE DETAILS CONTACT:

Simon Timm 646-639-5563 [simon.timm@cbrealty.com](mailto:simon.timm@cbrealty.com)  
Coldwell Banker Commercial NRT

170 Jennifer Rd.  
Suite 102  
Annapolis, Md.

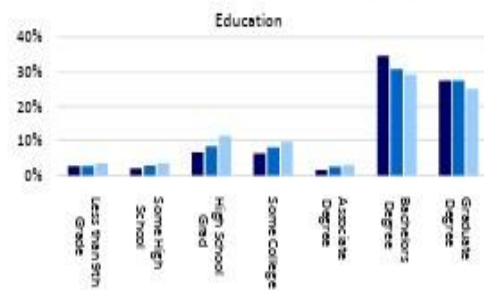
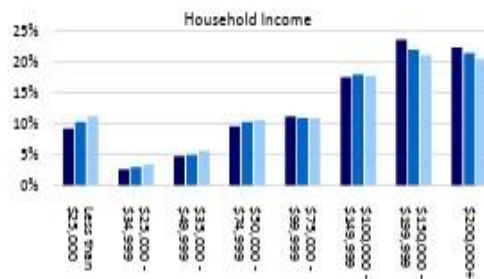
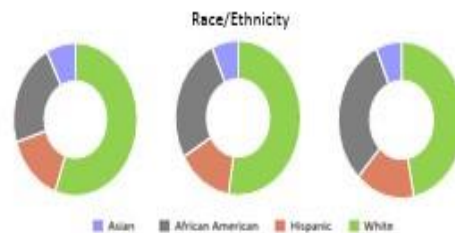
## Demographics for 1820 12th St NW, Washington, District of Columbia 20009, United States



### Consumer Profile Report

STI: PopStats, 2024 Q4

	1 Mile		3 Miles		5 Miles	
<b>Population by Race/Ethnicity (2024)</b>						
White, Non-Hispanic	34,176	52.4%	212,069	49.6%	363,172	44.4%
Hispanic	14,357	14.1%	37,602	13.5%	117,080	14.3%
Black	21,743	21.0%	107,440	25.1%	242,937	29.7%
Asian	7,471	7.2%	27,450	6.4%	50,894	6.2%
<b>Language at Home (2024)</b>						
Spanish	9,687	10.2%	42,250	10.7%	89,943	11.9%
Asian Language	3,196	3.4%	11,321	2.9%	21,199	2.8%
<b>Ancestry (2024)</b>						
American Indian (ancestry)	149	0.1%	811	0.2%	1,444	0.2%
Hawaiian (ancestry)	72	0.1%	273	0.1%	445	0.1%
<b>Household Income (2024)</b>						
Per Capita Income	\$97,747	---	\$85,962	---	\$79,438	---
Average HH Income	\$181,174	---	\$174,427	---	\$171,099	---
Median HH Income	\$135,910	---	\$128,615	---	\$123,028	---
Less than \$25,000	3,074	9.1%	21,522	10.2%	41,890	11.0%
\$25,000 - \$34,999	1,408	2.5%	6,100	2.9%	12,439	3.3%
\$35,000 - \$49,999	2,610	4.7%	10,173	4.8%	20,796	5.5%
\$50,000 - \$74,999	3,298	9.5%	21,421	10.2%	39,811	10.5%
\$75,000 - \$99,999	6,169	11.1%	22,884	10.8%	41,083	10.8%
\$100,000 - \$149,999	9,739	17.4%	37,693	17.9%	66,826	17.6%
\$150,000 - \$199,999	13,112	23.5%	46,089	21.9%	79,522	21.0%
\$200,000+	12,415	22.2%	45,041	21.4%	77,059	20.3%
<b>Education (2024)</b>						
Less than 9th Grade	2,029	2.5%	8,129	2.5%	19,402	3.3%
Some High School	1,502	1.9%	8,437	2.7%	20,156	3.4%
High School Grad	3,278	6.6%	26,356	8.3%	67,470	11.3%
Some College	3,040	6.3%	23,357	7.9%	57,171	9.6%
Associate Degree	1,099	1.4%	7,307	2.3%	16,460	2.8%
Bachelors Degree	27,839	34.6%	98,324	30.8%	172,993	29.0%
Graduate Degree	22,041	27.4%	87,235	27.3%	148,017	24.8%



## Demographics for 1820 12th St NW, Washington, District of Columbia 20009, United States



### Consumer Profile Report

STI: PopStats, 2024 Q4