

**FOR LEASE**











# 4,800 SF of Office-Warehouse Space Available For Lease

**3325 Carolina Avenue, Suite A  
Charlotte, NC 28208**

3325 Carolina is where value, function and location intersect. Centrally located minutes from downtown Charlotte, 2 miles to I-85, 3 miles to I-77 with immediate access to Wilkinson Blvd. and Billy Graham Parkway making this one of the most accessible flex buildings in the market.

## FEATURES

-  **3325 Carolina Ave., Ste. A, Charlotte, NC 28208**
-  **4,800 SF Total**
-  **~2,035 SF of Office**
-  **~2,765 SF of Warehouse**
-  **I-2 Zoning**
-  **Two (2) Grade-Level Drive-In Doors**
-  **Located Close to Downtown Charlotte**
-  **Easy Access to I-85, I-77, Billy Graham and Wilkinson Blvd.**

**William Maxwell**

P (704) 575-1130 E [wmaxwell@colony-commercial.com](mailto:wmaxwell@colony-commercial.com)



NOTE: FLOOR PLAN NOT TO SCALE AND LAYOUT MAY CONTAIN INACCURACIES

