



Specifications

±4,000 SF
TOTAL BUILDING SIZE

±0.2 Acres
LOT SIZE

±2,200 SF Unit
AVAILABLE IMMEDIATELY

Front & Rear
ENTRANCES

BB
ZONING

6 Executive Offices
±800 SF Bullpen Area
In-Unit Bathroom
New Carpet & Paint Installed
HVAC
FEATURES

7 Spaces
PARKING

Professional Offices, Law Offices,
Financial Services, Health and
Wellness Services
IDEAL USES

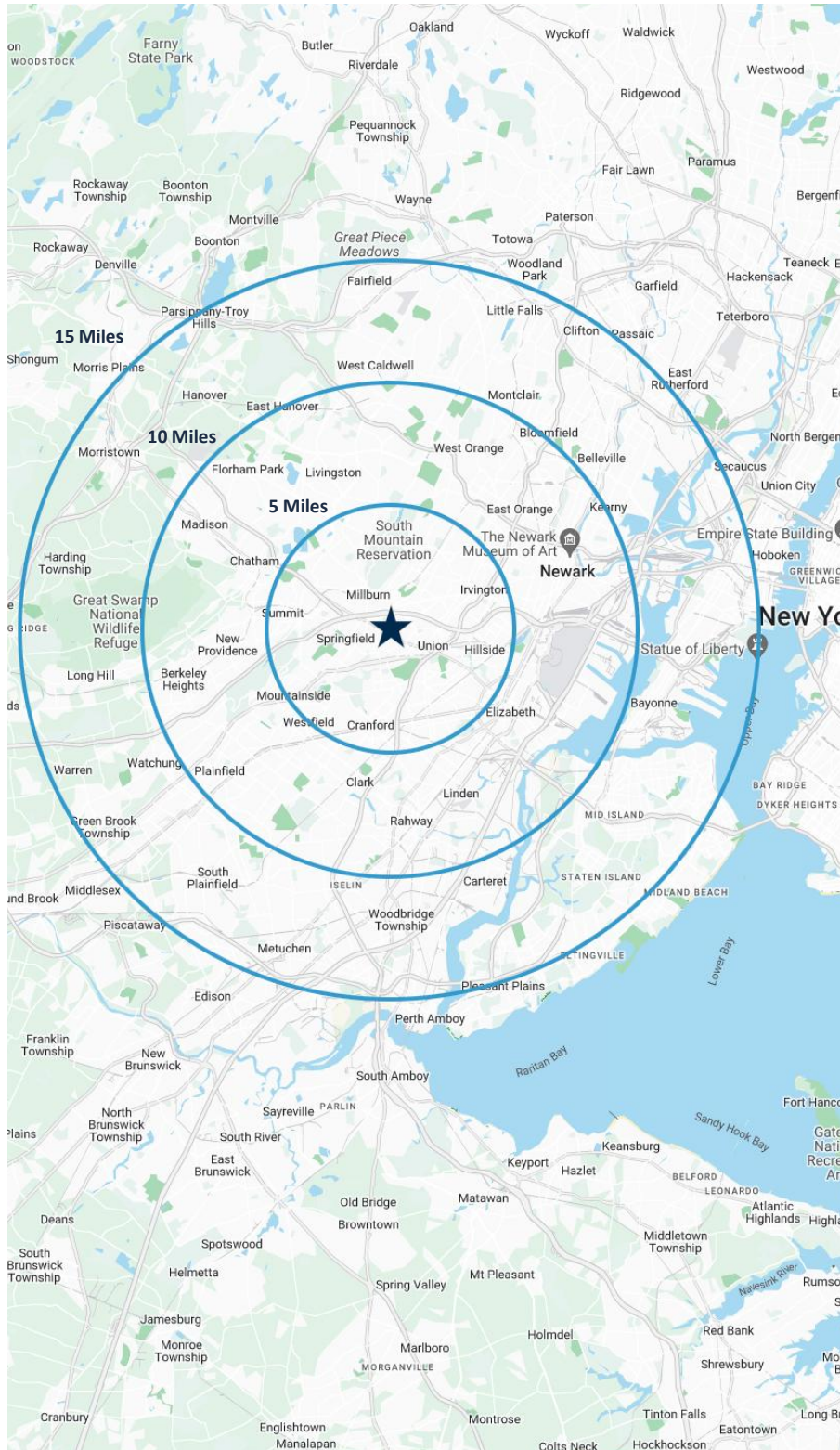
For additional property information or to arrange an inspection,
please contact the exclusive broker:

Nicholas Bio
Associate
973.379.6644 x 233
nbio@blauberg.com



For additional property information or to arrange an inspection,
please contact the exclusive broker:

Nicholas Bio
Associate
973.379.6644 x 233
nbio@blauberg.com



5 MILES

- Total Population: 638,652
- Households: 229,457
- Median Household Income: \$108,452
- Average Household Size: 2.8
- Transportation to Work: 331,538
- Labor Force: 506,519

10 MILES

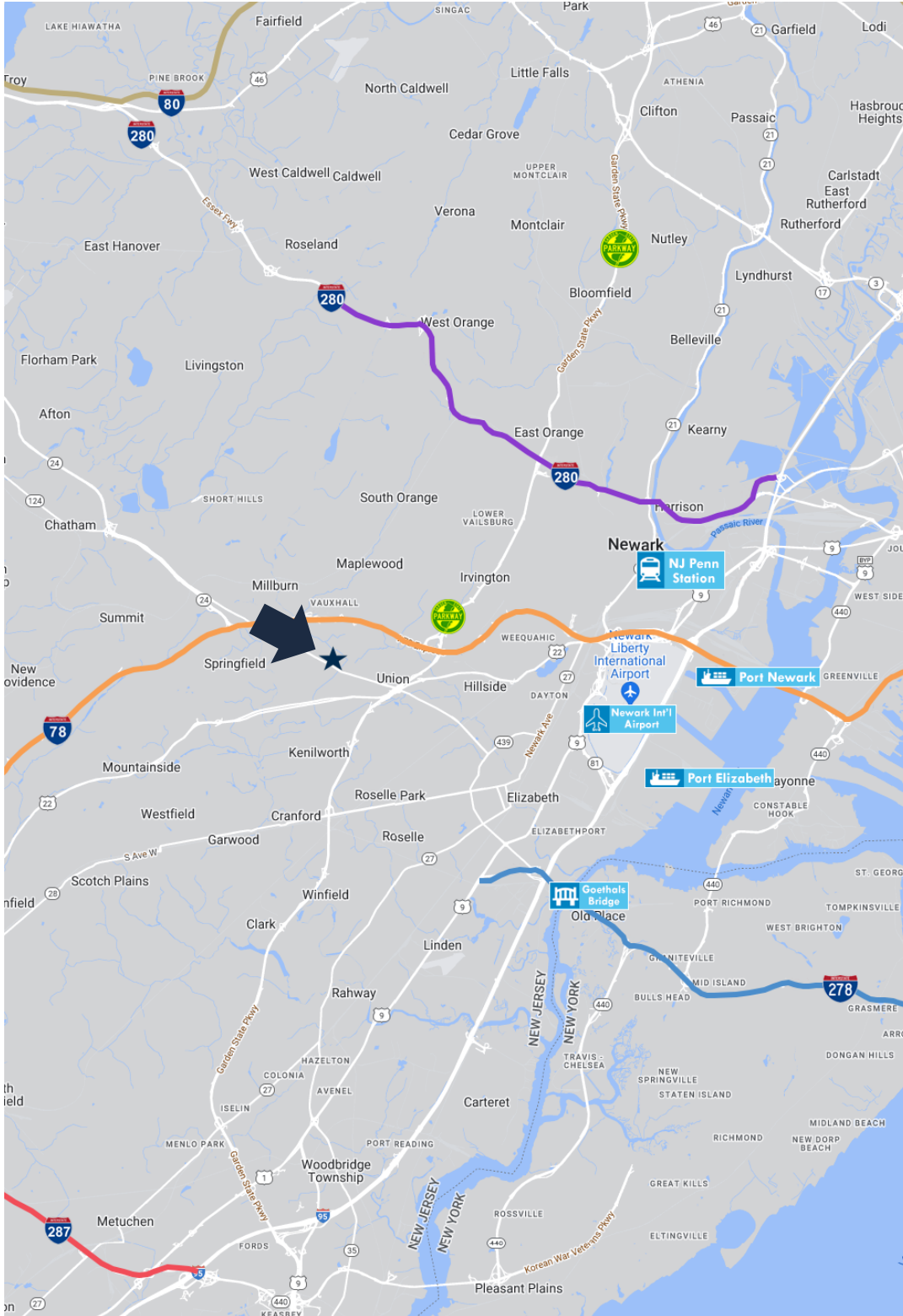
- Total Population: 1.91M
- Households: 692,599
- Median Household Income: \$108,911
- Average Household Size: 2.7
- Transportation to Work: 980,493
- Labor Force: 1.53M

15 MILES

- Total Population: 4.04M
- Households: 1.52M
- Median Household Income: \$116,802
- Average Household Size: 2.6
- Transportation to Work: 2.15M
- Labor Force: 3.28M

For additional property information or to arrange an inspection, please contact the exclusive broker:


Nicholas Bio
Associate
973.379.6644 x 233
nbio@blauberg.com



ACCESSIBILITY

 0.1 MI
US – 82

 1.0 MI
GSP


 2.1 MI
US Highway 22

 3.1 MI
I-78

 5.8 MI
Route 1 & 9

 7.2 MI
EWR

 8.1 MI
I-95

 8.3 MI
Penn Station

 10.3 MI
Port Newark

 10.8 MI
Port Elizabeth

For additional property information or to arrange an inspection,
please contact the exclusive broker:

Nicholas Bio
Associate
973.379.6644 x 233
nbio@blauberg.com