



Space Profile for

Unit: #10

Area: 4000 sq ft

Address

5015 Floyd Road SW.

Mableton, GA 30126



4300 West Cypress St., Suite 160

Tampa, FL, 33607

Unit # 10
Ground Floor
+/- 4,000 SF

Square footage provided by the customer

Width
+/- 50'

Depth
+/- 80'

Revisions

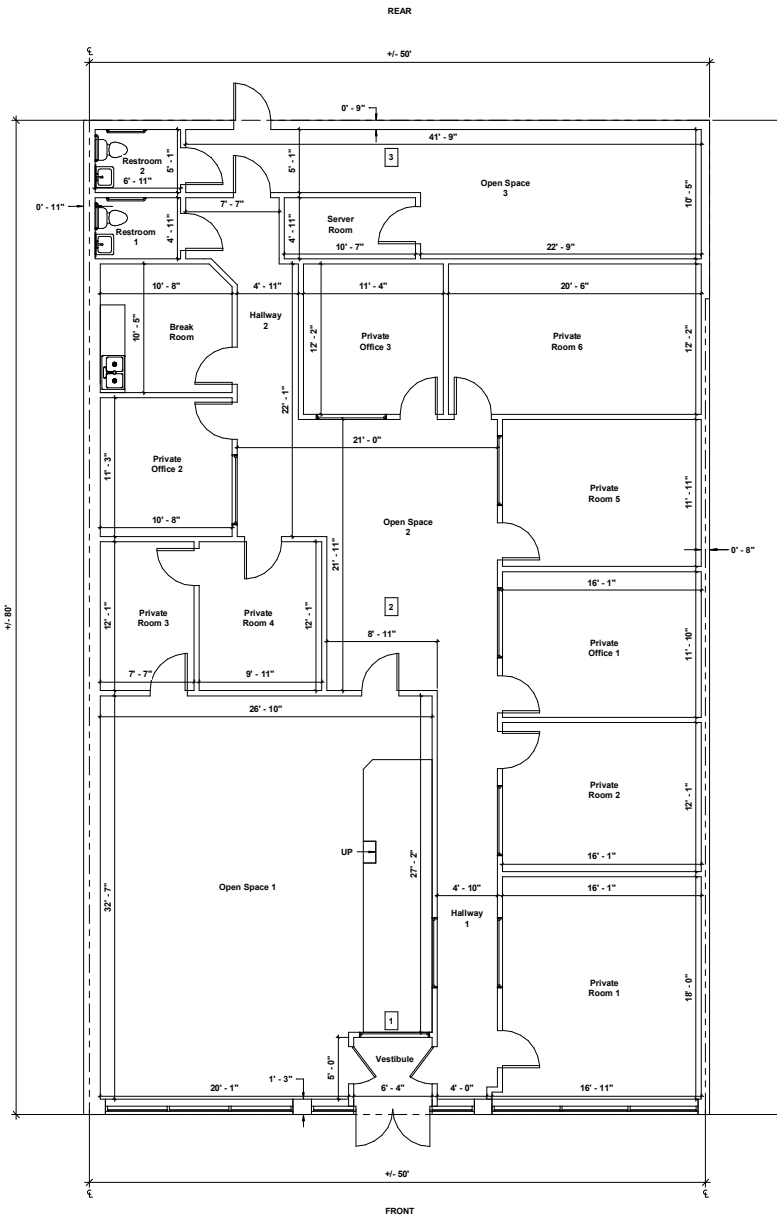
Floor Plan
Prepared 03/31/2025
Unit # 10

Plans Produced by:
ID PLANS

4300 West Cypress Street, Suite 160,
Tampa, Florida 33607
Phone: (866) 657-2545
idplans.com



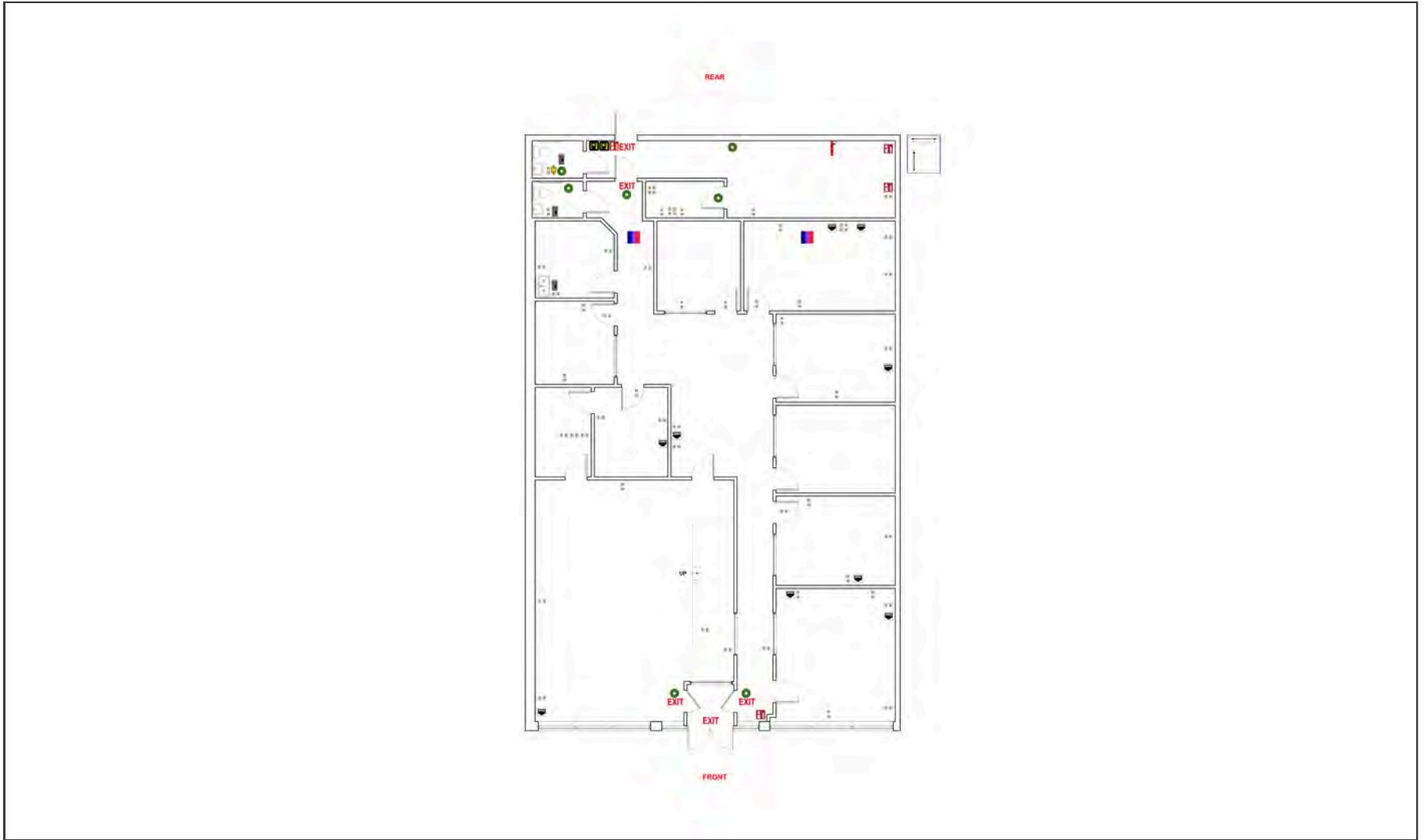
© 2025
Floor plan is for general use and purposes only. ID Plans does not guarantee the accuracy or validity of provided information. Measurements are not intended to be architecturally used for construction purposes or accepted as requirements for documents, drawings, or media intended or claiming to be architecturally accurate such as blueprints. The property owner has and reserves the right and responsibility to verify, change or alter the provided information at any time for any reason.



















































CEILING/STRUCTURAL HEIGHTS (A.F.F)			
1	Ceiling: 10'-0"	Bot. Joist: 14'-4"	Bot. Deck: 15'-11"
2	Ceiling: 10'-0"	Bot. Joist: 13'-1"	Bot. Deck: 15'-3"
3	Ceiling: N/A	Bot. Joist: 12'-6"	Bot. Deck: 14'-6"

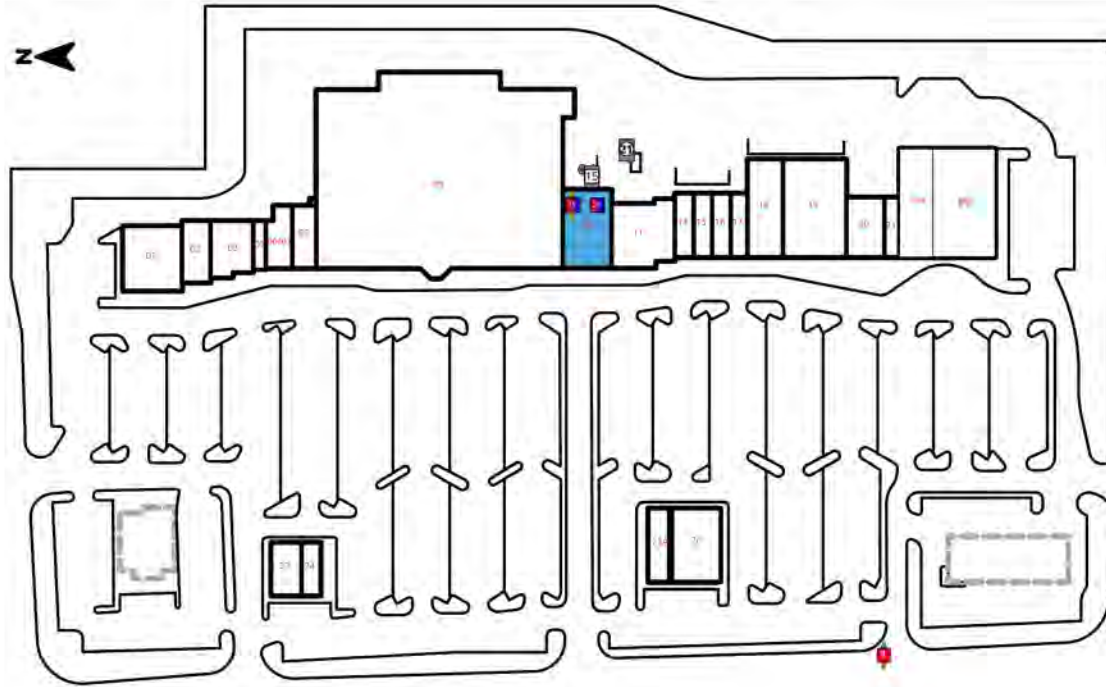
A1 MAIN FLOOR





Legend

	Tenant Water Meter		Air Handler		Rectangular Column		Disconnect
	Sub Water Meter		HVAC Unit		Appliance Outlet		Freezer
	House Water Meter		Blank Air Handler		Outlet		Can Light
	Blank Water Meter		Blank HVAC Unit		Service Panel		Recessed Light
	Tenant Gas Meter		Vertical Fire Riser		Water Heater		Ceiling Fan w/ Light
	Sub Gas Meter		Horizontal Fire Riser		RJ45		Ceiling Fan
	House Gas Meter		Fire Sprinkler		Backflow Preventer		Diffuser
	Blank Gas Meter		Fire Alarm Pull		Water Fountain		Air Vent
	Tenant Electric Meter		Fire Alarm		Grease Trap		Emergency Light
	Sub Electric Meter		Fire Extinguisher		Step Down Transformer		4 Bulb Fluorescent
	House Electric Meter		Thermostat		Floor Drain		2 Bulb Fluorescent
	Blank Electric Meter		Fire Alarm Control Panel		Tankless Water Heater		1 Bulb Fluorescent



Space Overview

Overview	Actual Square Footage	Measured Depth of Space
	4000 SQFT	80' 0"

Thickness	Front Wall	Rear Wall	Left Wall	Right Wall
	1' 3"	0' 9"	0' 11"	0' 8"

Flooring	Concrete	Carpet	Tile	Other	Unit	Total
		1757.98 SQFT	109.39 SQFT	1789.57 SQFT	4000 SQFT	3656.94 SQFT

Ceiling Information	Height From Floor To Ceiling	Height From Floor To Bottom Of Deck	Height From Floor To Bottom Of Joist
	Front: 10' 0" Center: 10' 0"	Front: 15' 11" Back: 14' 6" Center: 15' 3"	Front: 14' 4" Back: 12' 6" Center: 13' 1"

Ceiling Information Cont.	Clear Ceiling Height
	11' 3"

Other Cont.	Changes In Demising Wall Thickness
	Yes

Mechanical

HVAC	Reference	Manufacturer	Model	Serial	Tonnage	Year	Notes
	1	YORK	LABEL FADED	LABEL FADED			
	2	YORK	LABEL FADED	LABEL FADED			

Not Present	Assets Not Present
	Air Handler

Electric

Disconnect	Reference	Amps	Location	UL Number	Manufacturer	Handle or Breaker	Notes
	1	200	Rear Exterior	Not Listed	Not Listed	Handle	Label Faded

Electric Meter	Reference	Meter #	Location	Amps	Notes
	1	3081971	Rear Exterior		

Not Present	Assets Not Present
	Step-Down Transformer

Service Panel	Reference	Amps	Service Type	Panel Type	Panel UL Number	Manufacturer	Location	Number of Circuit Breakers	Notes
	1	150	120/240	Indoor Load Center	B-9795	Siemens	Open Space		Located in Open Space 3
	2	200	120/240	Indoor Load Center	B-9795	Siemens	Open Space		Located in Open Space 3

IDPlans does not provide an Ampacity Report

Plumbing

House Water Meter	Reference	Meter #	Location	Meter Size	Notes
	1		06103108 / 06103414	Front Exterior	8 inch

Not Present	Assets Not Present
	Water Fountains
	Backflows

Sub Water Meter	Reference	Meter #	Location	Meter Size	Line Size	Notes
	1		39807162	Restroom	5/8 inch	

Water Heater	Reference	Manufacturer	Model	Serial	Gallons	Tank	Tankless	Water Line (in)	Location	Notes
	1	Chronomite Laboratories, Inc.	SR-20L/120	985260	0	No	Yes	3/8"	Restroom	Located in Restroom 1
	2	Chronomite Laboratories, Inc.	S-30L	176485	0	No	Yes	3/8"	Restroom	Label Faded-Located in Restroom 2
	3	Chronomite Laboratories, Inc.	SR-20L/120	1008687	0	No	Yes	3/8"	Break Room	

Waste

Not Present	Assets Not Present
	Grease Trap
	Grease Container

Fire

Fire Extinguisher	Number of Fire Extinguishers	Notes
	4	

Fire Riser	Reference	Size	Wet/Dry	Last Inspection Date	Riser Type	Location	Notes
	1						

Not Present	Assets Not Present
	Fire Alarm Control Panel

Sprinkler Heads	Sprinkler Heads Present	Riser Located in Space	Additional Information
	42	Yes	

Gas

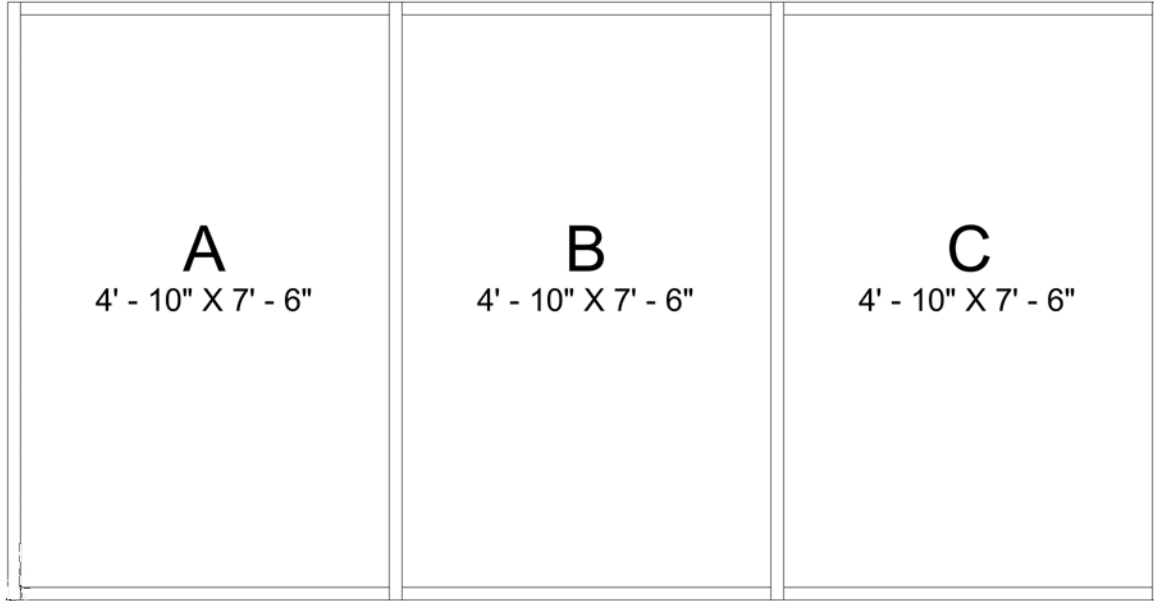
Gas Meter	Reference	Meter #	Location	Size	Notes
	1	3999623	Rear Exterior	1 inch	

Room

Restroom	Unit	Description
	Restroom 1	
Restroom 2		

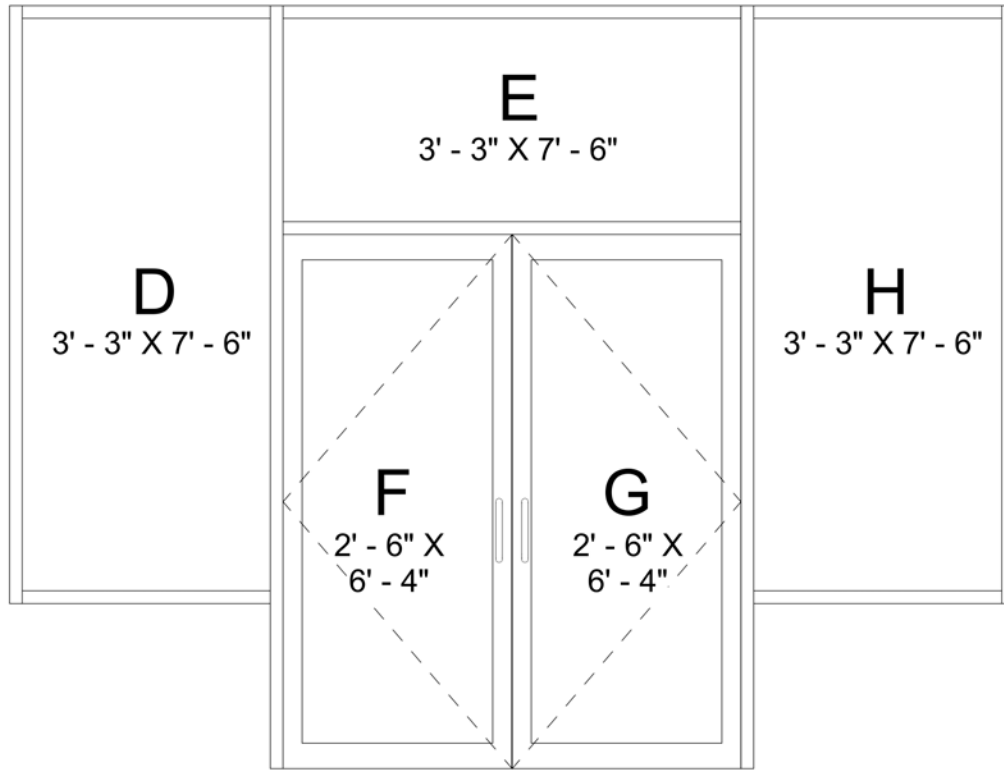
Window Plan 1





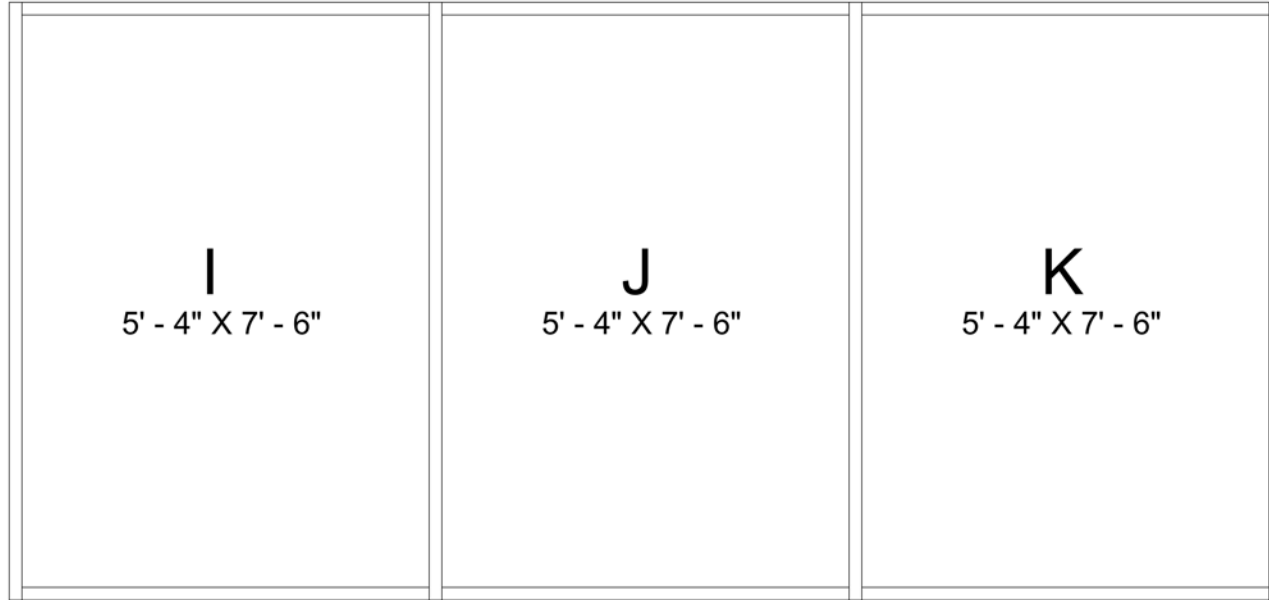
Window Plan 2





Window Plan 3





Reflective Ceiling Plan 1



Storefront 1

