

52,916 SF OF INDUSTRIAL SPACE AVAILABLE NOW FOR SUBLEASE

5040 JOANNE KEARNEY BLVD. TAMPA, FL 33619

**LEE &
ASSOCIATES**

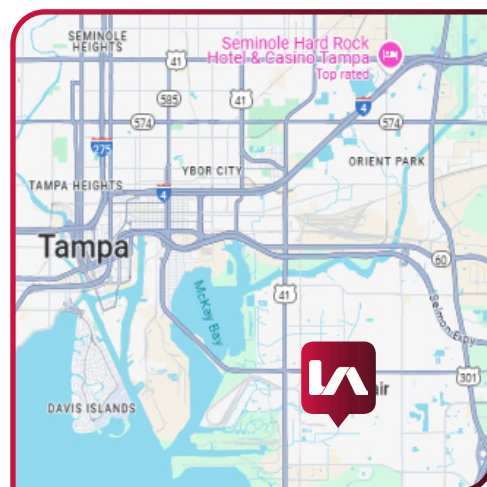
COMMERCIAL REAL ESTATE SERVICES
TAMPA BAY

**PRIME SUBLEASE
OPPORTUNITY
THROUGH 8/31/31**



PROPERTY OVERVIEW

SUBLEASE EXPIRATION:	8/31/31
RENTAL RATE:	\$9.75/SF NNN
TOTAL SIZE:	52,916 SF
OFFICE SF:	5,790 SF
CLEAR HEIGHT:	24'
LOADING:	16 Dock-High Doors w/ Pit Levelers 1 Drive-In Ramp
TRUCK COURT:	175' Shared
WAREHOUSE LIGHTING:	T5 High Efficiency
POWER:	3-Phase, 400amps, 480v & 200 amps, 208v
PARKING:	75 Parking Spaces
SPRINKLER:	ESFR



Erika Thompson, SIOR
ethompson@lee-associates.com
813 215 4312

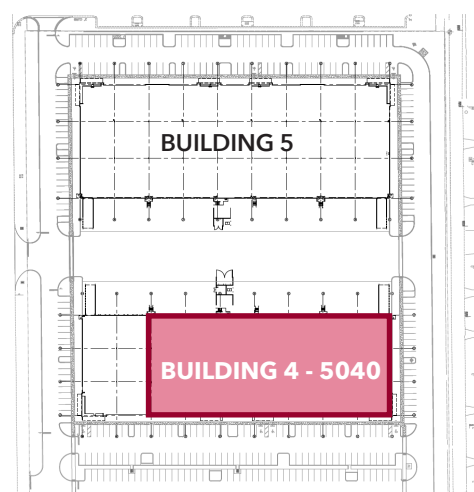
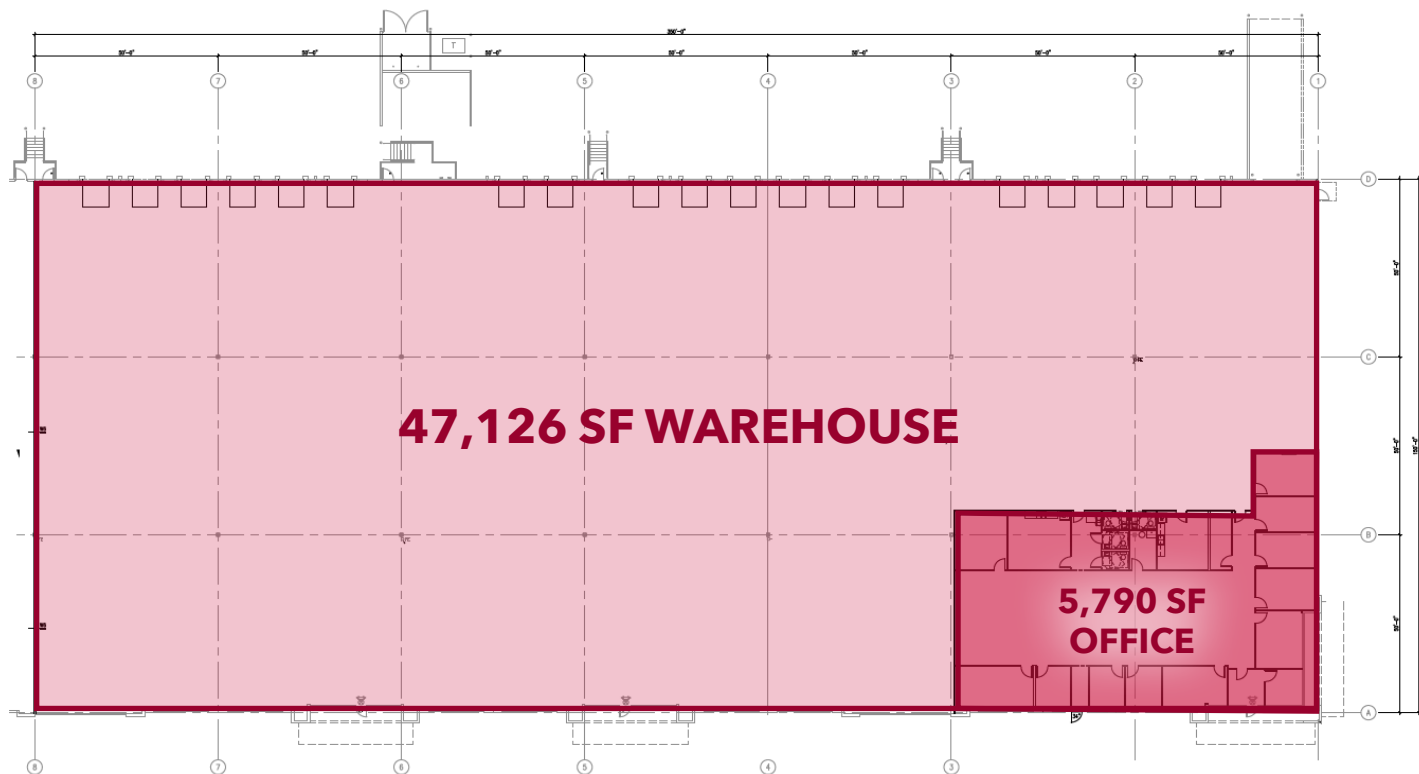


52,916 SF OF INDUSTRIAL SPACE AVAILABLE NOW FOR SUBLEASE

5040 JOANNE KEARNEY BLVD. TAMPA, FL 33619



COMMERCIAL REAL ESTATE SERVICES
TAMPA BAY



Erika Thompson, SIOR
ethompson@lee-associates.com
813 215 4312

