



FOR SUBLEASE

# Former Freestanding CVS with Drive-Thru

15521 W Seven Mile Road in Detroit, MI

## Property Highlights

- 12,900 Total Square Feet
- Average Daily Traffic Counts: 19,875 on 7 Mile Road and 17,466 on Greenfield Road
- Excellent Location with quick Access to The John C Lodge and Southfield Freeways
- Zoned B4: General Business
- Built in 2007
- 57 Parking Spaces

### CONTACT US



**Lou Frango**  
248 226 1678  
lou.frango@colliers.com

**Colliers Detroit**  
400 W 4<sup>th</sup> Street, Suite 350  
Royal Oak, MI 48067  
colliers.com/detroit



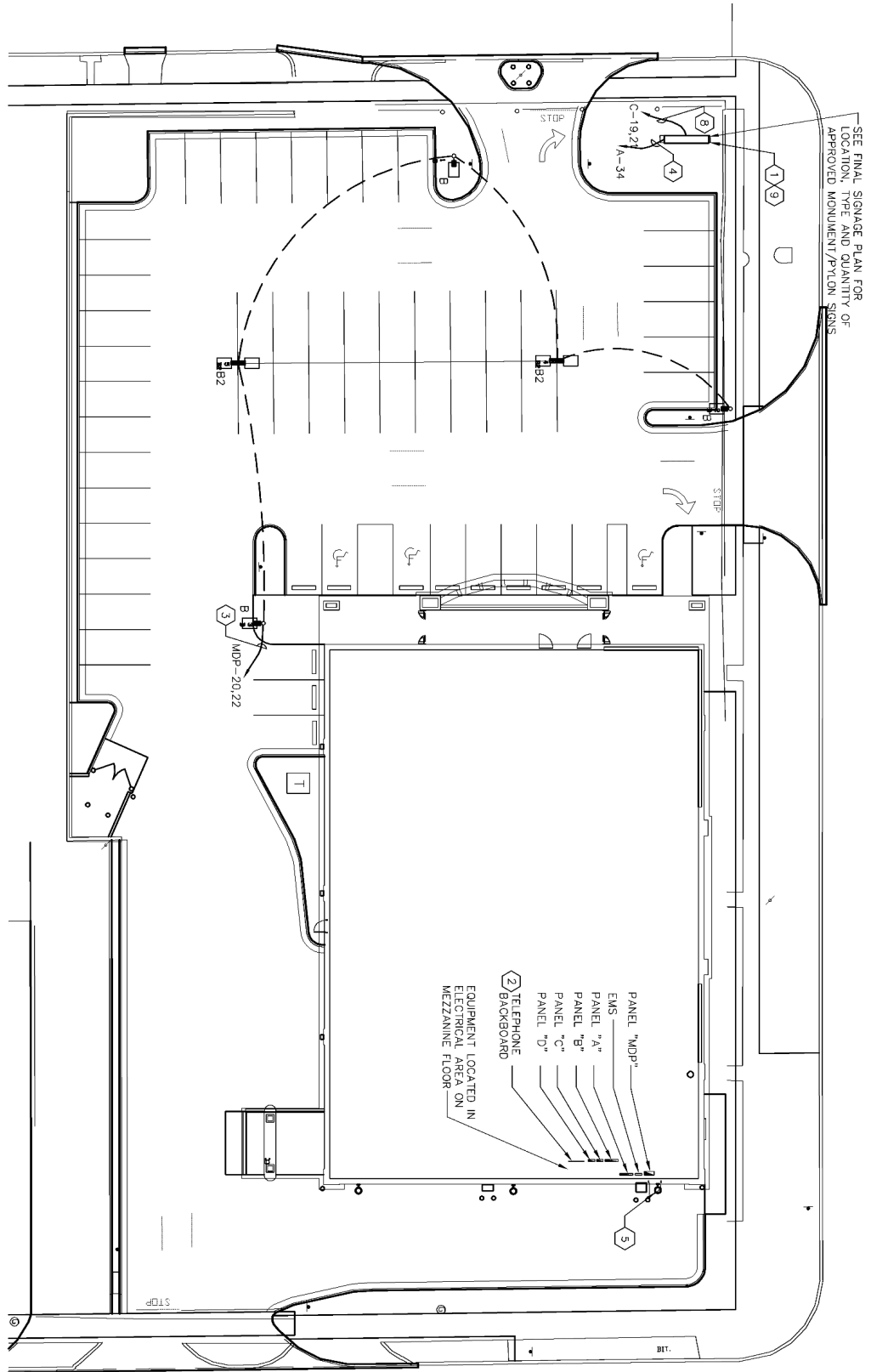
12,900 SF RETAIL SUBLEASE

Colliers

# Interior Photos



# Site Plan

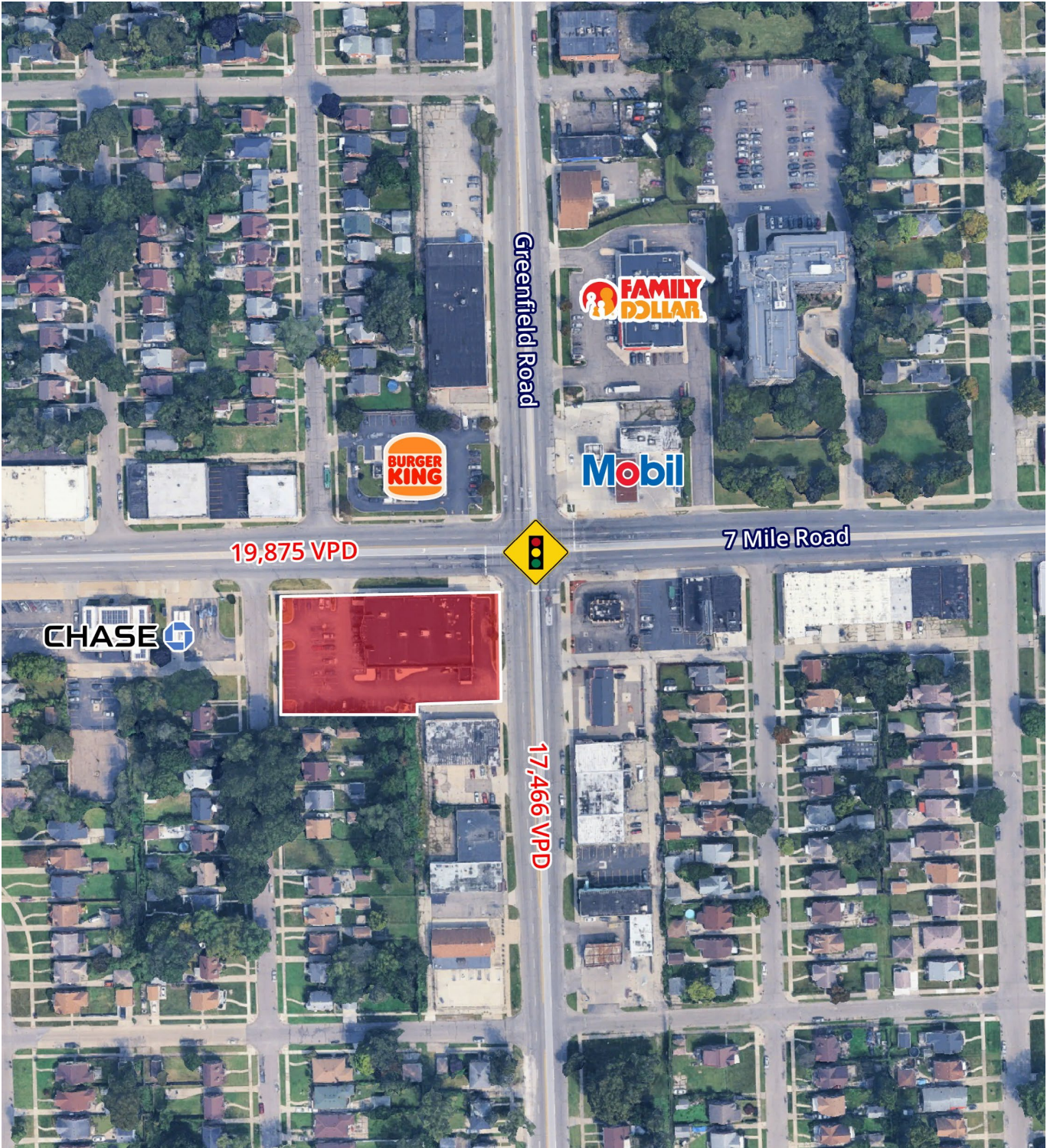




12,900 SF RETAIL SUBLEASE



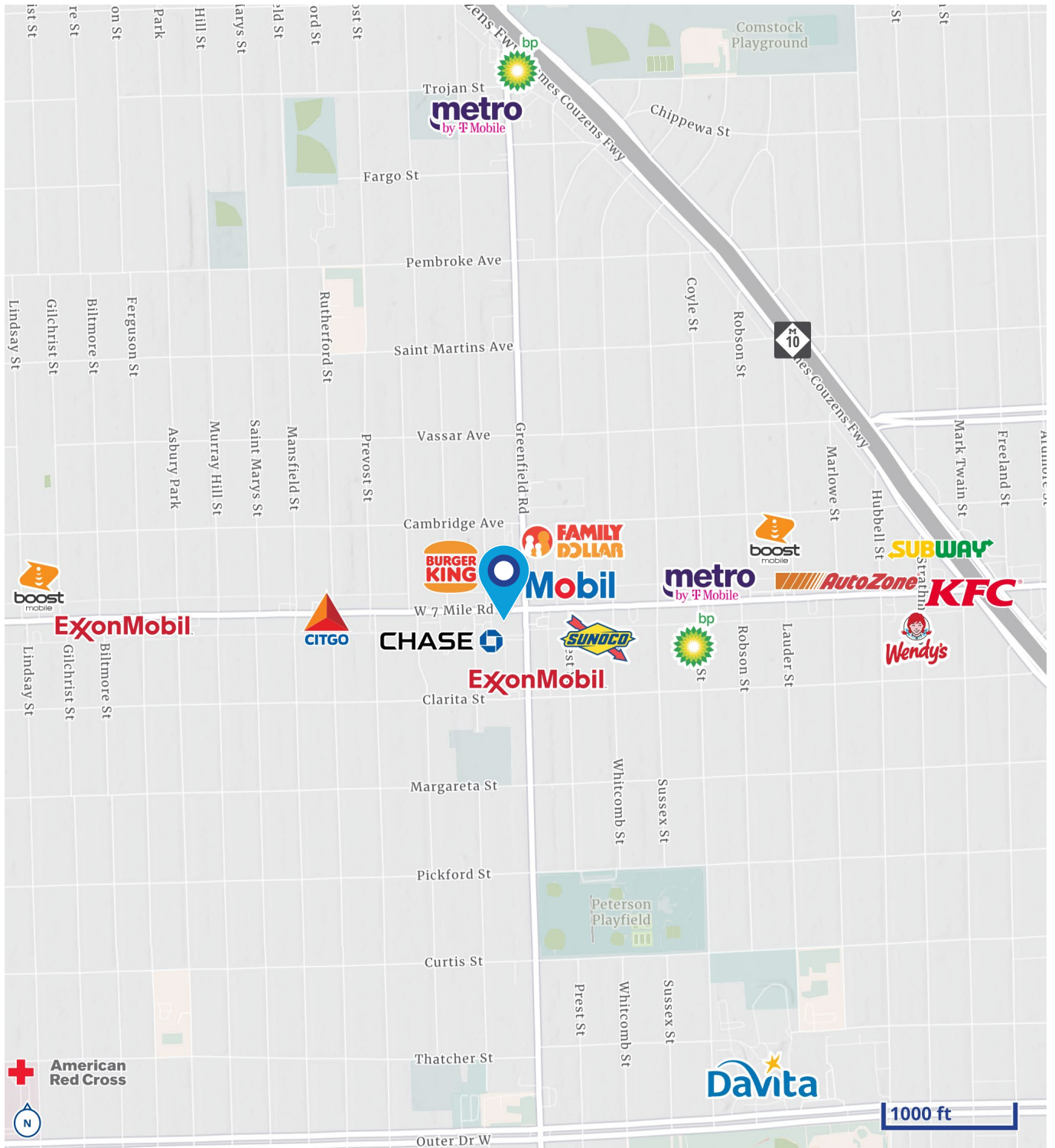
# Aerial Map



12,900 SF RETAIL SUBLEASE



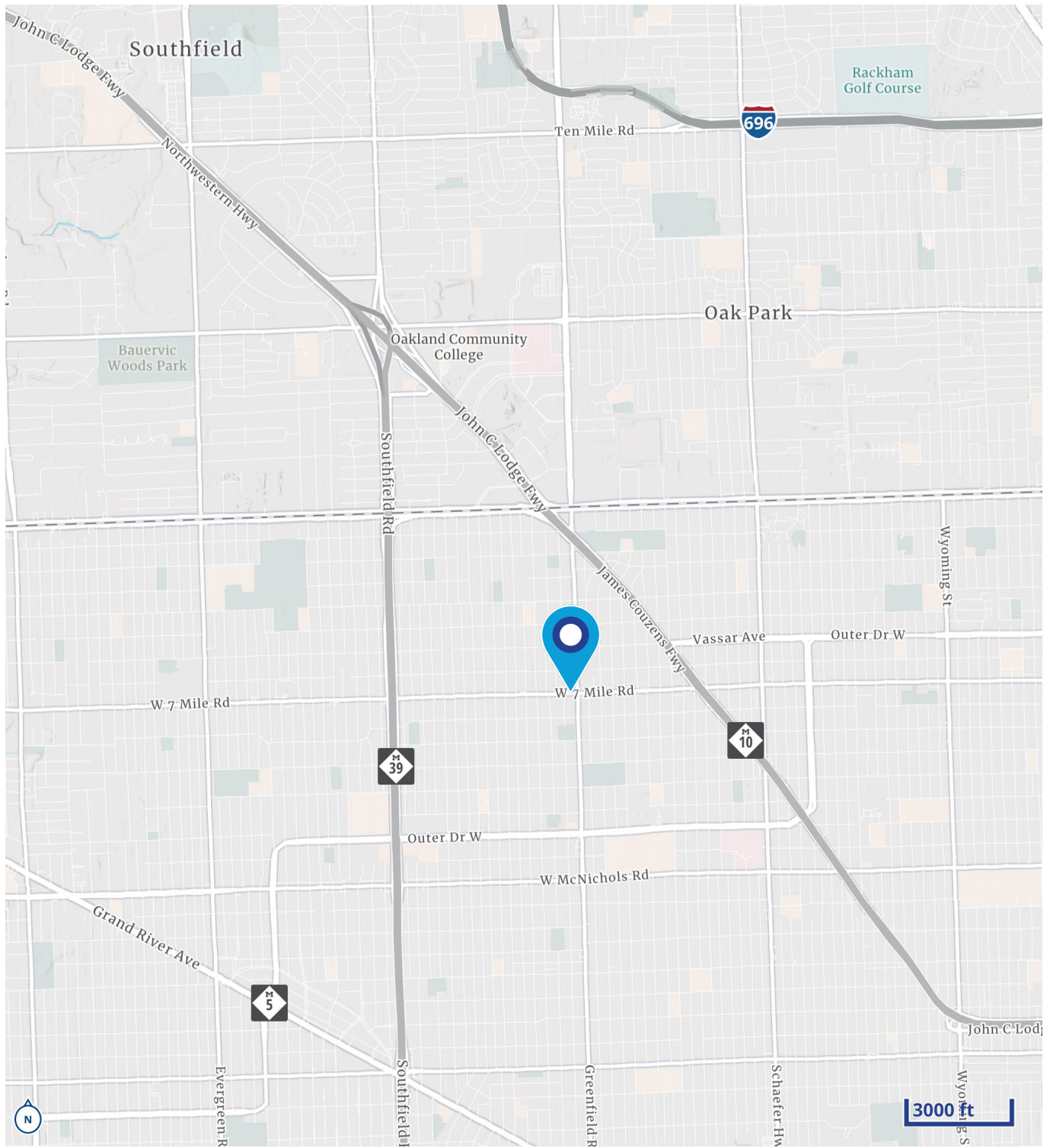
# Merchant Map



12,900 SF RETAIL SUBLEASE



# Location Map



# Demographics

CURRENT YEAR SUMMARY	1 MILE RADIUS	3 MILE RADIUS	5 MILE RADIUS
Total Population	20,143	75,539	165,460
Total Households	8,119	30,436	67,188
Total Family Households	4,860	18,665	40,537
Average Household Size	2.46	2.46	2.45
Median Age	39.9	39.4	38.9
Population Age 25+	13,935	51,951	113,541
2010 – 2020 Population: Annual Growth Rate (CAGR)	-0.28%	-0.02%	-0.12%
2020 – 2025 Population: Annual Growth Rate (CAGR)	-0.44%	-0.56%	-0.55%
5 YEAR PROJECTED TRENDS: ANNUAL RATE			
Population	0.42%	0.43%	0.01%
Households	-0.13%	0.85%	0.39%
Families	-0.33%	0.38%	0.07%
Median Household Income	2.96%	3.52%	2.70%
CURRENT YEAR POPULATION BY SEX			
Male Population / % Male	9,222 / 45.8%	34,762 / 46.0%	76,595 / 46.3%
Female Population / % Female	10,921 / 54.2%	40,777 / 54.0%	88,865 / 53.7%
INCOME & HOUSEHOLDS SUMMARY			
Median Household Income	\$44,208	\$45,245	\$47,789
Average Household Income	\$61,354	\$62,574	\$63,087
Per Capita Income	\$24,875	\$25,256	\$25,693
SUMMARY BUSINESS DATA			
Total Businesses	386	1,952	4,289
Total Daytime Population	16,332	70,316	150,230
Daytime Population: Workers	3,455	21,415	44,140
Daytime Population: Residents	12,877	48,901	106,090

#### Data Notes:

- Household population includes persons not residing in group quarters. Average Household Size is the household population divided by total households. Persons in families include the householder and persons related to the householder by birth, marriage, or adoption.
- Income represents the preceding year, expressed in current dollars. Household income includes wage and salary earnings, interest dividends, net rents, pensions, SSI and welfare payments, child support, and alimony.
- Per Capita Income represents the income received by all persons aged 15 years and over divided by the total population.



**Lou Frango**  
248 226 1678  
lou.frango@colliers.com