

FOR LEASE

IMMEDIATE AVAILABILITY

69,348 SF AVAILABLE
170 SELIG DRIVE SOUTHWEST
ATLANTA, GEORGIA 30336

**LEE &
ASSOCIATES**
COMMERCIAL REAL ESTATE SERVICES



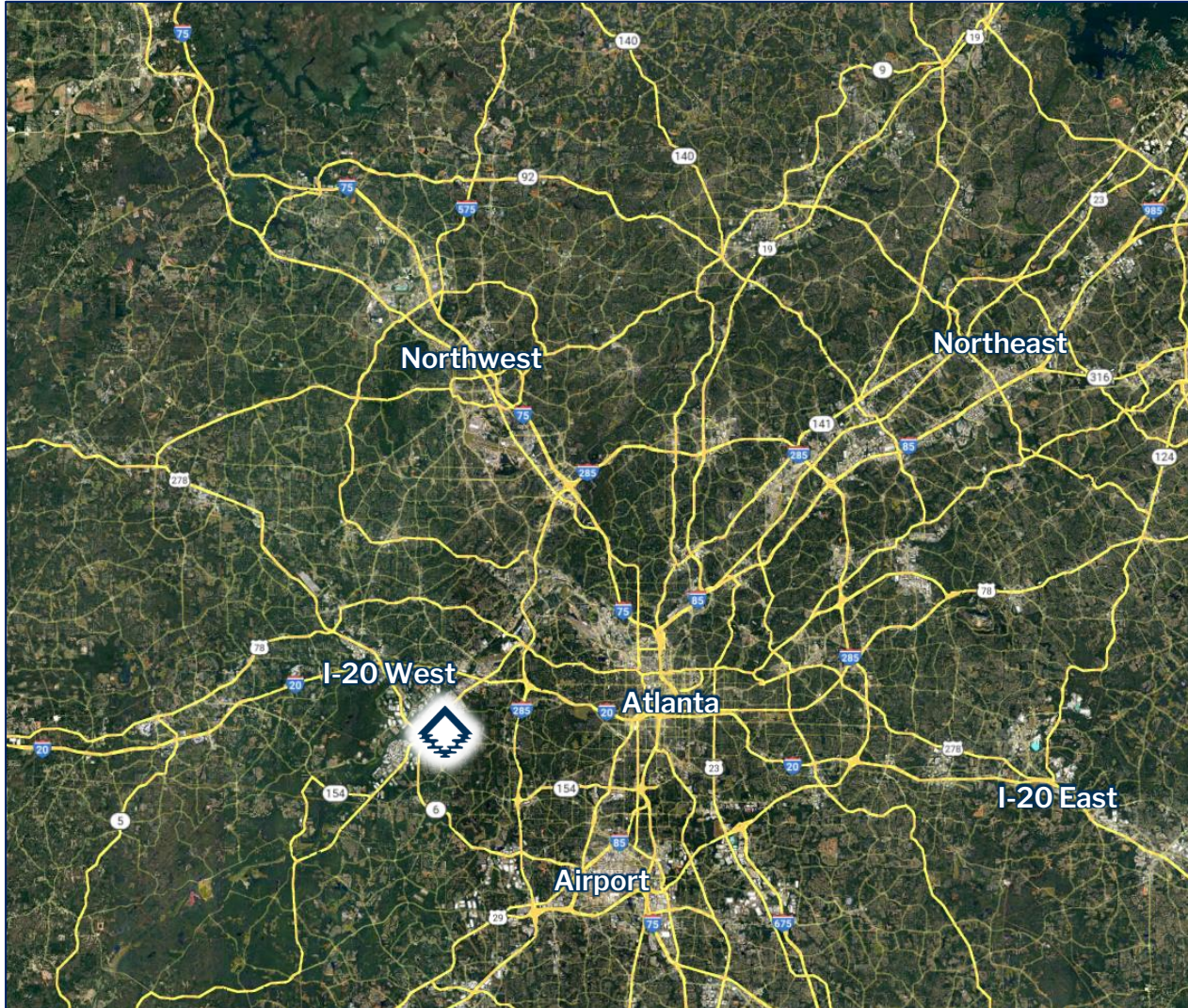
 **Stonelake**
CAPITAL PARTNERS

FOR LEASE

IMMEDIATE AVAILABILITY

69,348 SF AVAILABLE
170 SELIG DRIVE SOUTHWEST
ATLANTA, GEORGIA 30336

 **LEE &
ASSOCIATES**
COMMERCIAL REAL ESTATE SERVICES



MARKETED BY:

CONNOR WINKLER
(318) 393-8248 (C)
CWINKLER@LEE-ASSOCIATES.COM

**69,348 SF
AVAILABLE**

 **LEE &
ASSOCIATES**
COMMERCIAL REAL ESTATE SERVICES

 **Stonelake**
CAPITAL PARTNERS

FOR LEASE

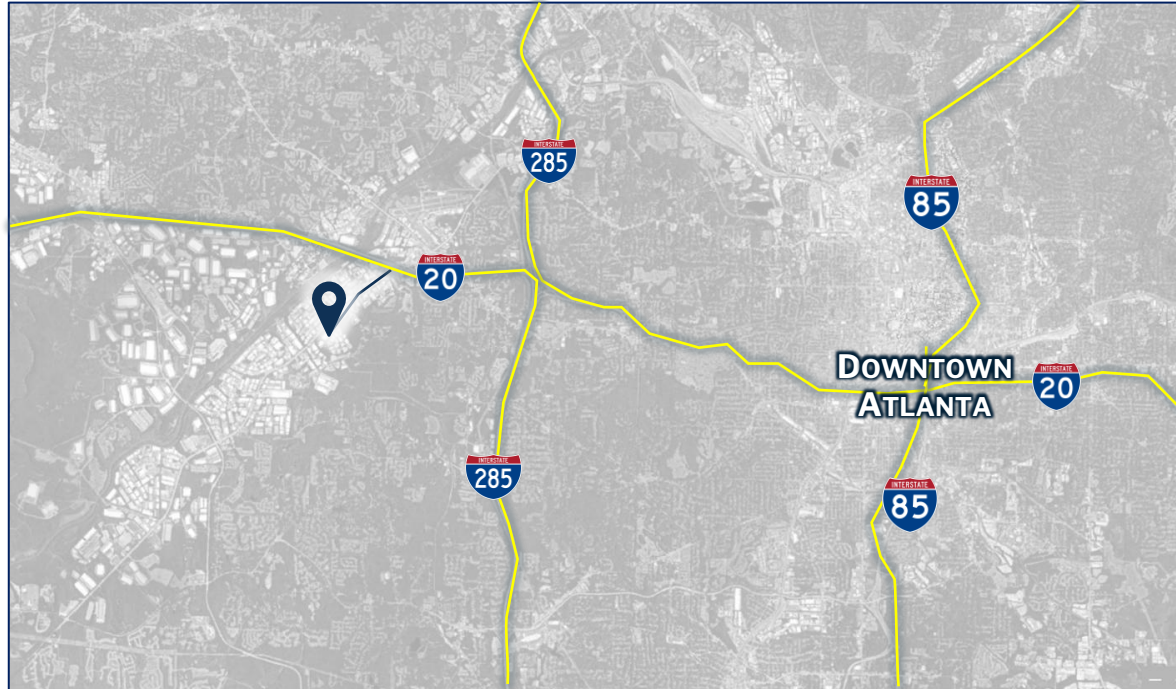
IMMEDIATE AVAILABILITY

69,348 SF AVAILABLE
170 SELIG DRIVE SOUTHWEST
ATLANTA, GEORGIA 30336

LEE & ASSOCIATES
COMMERCIAL REAL ESTATE SERVICES

SPACE FOR LEASE – INFORMATION

- **Total SF:** 69,348
- **Office SF:** 4,774
- **Warehouse SF:** 64,574
- **Dock High Doors:** 11
- **Drive In Doors:** 1
- **Clear Height:** 23'
- **Power:** 1,200-amps (800 at 120/208-volt and 277/400 at 480-volt), 3-phase
- **Sprinkler System:** ESFR
- **Column Spacing:** 37' x 40'
- **Zoning:** M-2 Heavy Industrial District
- **100% Fenced and Secure Property**



MARKETED BY:

Connor Winkler, SIOR

(318) 393-8248

cwinkler@lee-associates.com

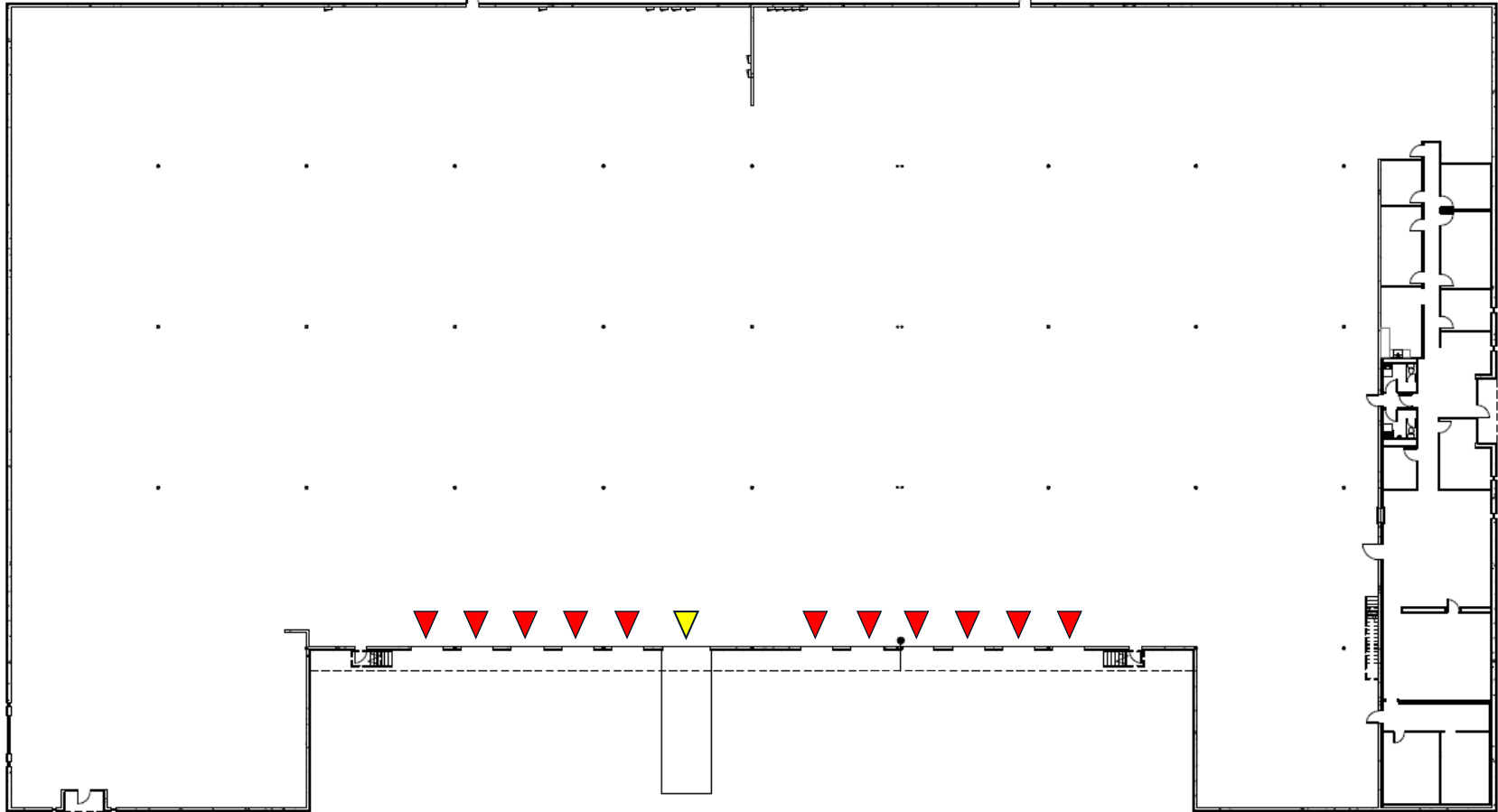


FOR LEASE

IMMEDIATE AVAILABILITY

69,348 SF AVAILABLE
170 SELIG DRIVE SOUTHWEST
ATLANTA, GEORGIA 30336

**LEE &
ASSOCIATES**
COMMERCIAL REAL ESTATE SERVICES



▲ Drive-In Door
▲ Dock Platform

FOR LEASE

IMMEDIATE AVAILABILITY

69,348 SF AVAILABLE
170 SELIG DRIVE SOUTHWEST
ATLANTA, GEORGIA 30336

**LEE &
ASSOCIATES**
COMMERCIAL REAL ESTATE SERVICES



 **Stonelake**
CAPITAL PARTNERS

FOR LEASE

IMMEDIATE AVAILABILITY

69,348 SF AVAILABLE
170 SELIG DRIVE SOUTHWEST
ATLANTA, GEORGIA 30336

**LEE &
ASSOCIATES**
COMMERCIAL REAL ESTATE SERVICES



SELIG DRIVE SW

 **Stonelake**
CAPITAL PARTNERS

FOR LEASE

IMMEDIATE AVAILABILITY

69,348 SF AVAILABLE
170 SELIG DRIVE SOUTHWEST
ATLANTA, GEORGIA 30336

**LEE &
ASSOCIATES**
COMMERCIAL REAL ESTATE SERVICES

FULTON INDUSTRIAL BOULEVARD SW

 **Stonelake**
CAPITAL PARTNERS




FOR LEASE

IMMEDIATE AVAILABILITY

69,348 SF AVAILABLE
170 SELIG DRIVE SOUTHWEST
ATLANTA, GEORGIA 30336

**LEE &
ASSOCIATES**
COMMERCIAL REAL ESTATE SERVICES



PAINTED ROOF DECK



NEW LEDs



WHITEBOX PAINT




FOR LEASE

IMMEDIATE AVAILABILITY

69,348 SF AVAILABLE
170 SELIG DRIVE SOUTHWEST
ATLANTA, GEORGIA 30336

**LEE &
ASSOCIATES**
COMMERCIAL REAL ESTATE SERVICES



NEW MECHANICAL
EQUIPMENT



FOR LEASE

IMMEDIATE AVAILABILITY

69,348 SF AVAILABLE
170 SELIG DRIVE SOUTHWEST
ATLANTA, GEORGIA 30336

 LEE &
ASSOCIATES
COMMERCIAL REAL ESTATE SERVICES



 Stonelake
CAPITAL PARTNERS

FOR LEASE

IMMEDIATE AVAILABILITY

69,348 SF AVAILABLE
170 SELIG DRIVE SOUTHWEST
ATLANTA, GEORGIA 30336

**LEE &
ASSOCIATES**
COMMERCIAL REAL ESTATE SERVICES



LED LIGHTS



NEW PAINT



NEW FLOORING



FOR LEASE

IMMEDIATE AVAILABILITY

69,348 SF AVAILABLE
170 SELIG DRIVE SOUTHWEST
ATLANTA, GEORGIA 30336

 LEE &
ASSOCIATES
COMMERCIAL REAL ESTATE SERVICES




 Stonelake
CAPITAL PARTNERS

FOR LEASE

IMMEDIATE AVAILABILITY

69,348 SF AVAILABLE
170 SELIG DRIVE SOUTHWEST
ATLANTA, GEORGIA 30336

**LEE &
ASSOCIATES**
COMMERCIAL REAL ESTATE SERVICES



 **Stonelake**
CAPITAL PARTNERS