

MEDICAL OFFICE BUILDING

406 SUNRISE AVE

ROSEVILLE, CA

FOR LEASE

1,760 RSF - 7,626 RSF MEDICAL OFFICE SUITES

ETHAN CONRAD
PROPERTIES INC.

REMODEL COMPLETE

VIEW VIRTUAL TOUR

FOR MORE INFORMATION CONTACT:

Todd Newburn

DRE: #01226238

tnewburn@ethanconradprop.com

Sandy Rodriguez

DRE: #01249030

sarodriguez@ethanconradprop.com

916.779.1000

ETHAN CONRAD PROPERTIES, INC
1300 NATIONAL DRIVE, SUITE 100 | SACRAMENTO CA, 95834 | 916.779.1000
www.ethanconradprop.com

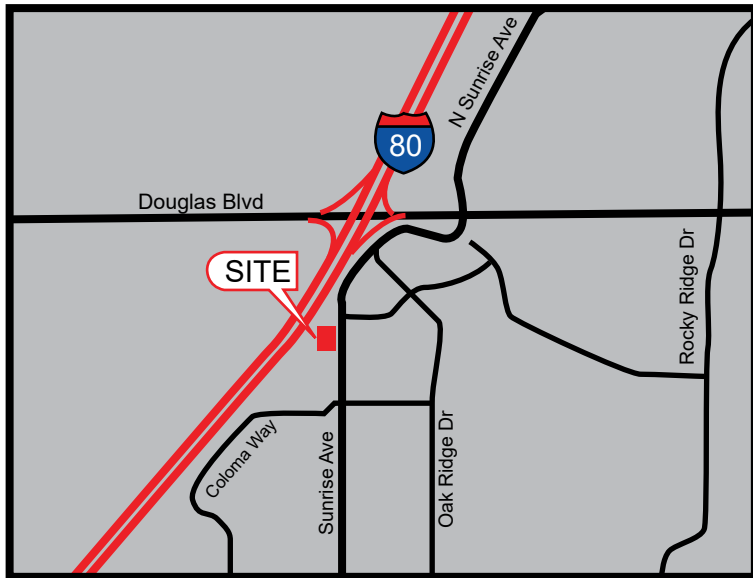
FEATURES:

- Monument signage available
- Close proximity to area hospitals
- 4.01/1,000 SF parking ratio
- Prominent freeway visibility and excellent access to I-80

PROPERTY DETAILS:

Attractive 46,611 RSF 3-story Medical Office building with flexible and functional tenant improvements.

Great location with retail and restaurants nearby. Features large offices, reception and waiting areas.



LEASE RATES:

Suite 300:	5,866 RSF	\$10,500.00 (\$1.79 PSF, Full Service)
Suite 307:	1,760 RSF	\$ 3,150.00 (\$1.79 PSF, Full Service)
Suite 320:	3,964 RSF	\$ 7,333.00 (\$1.85 PSF, Full Service)

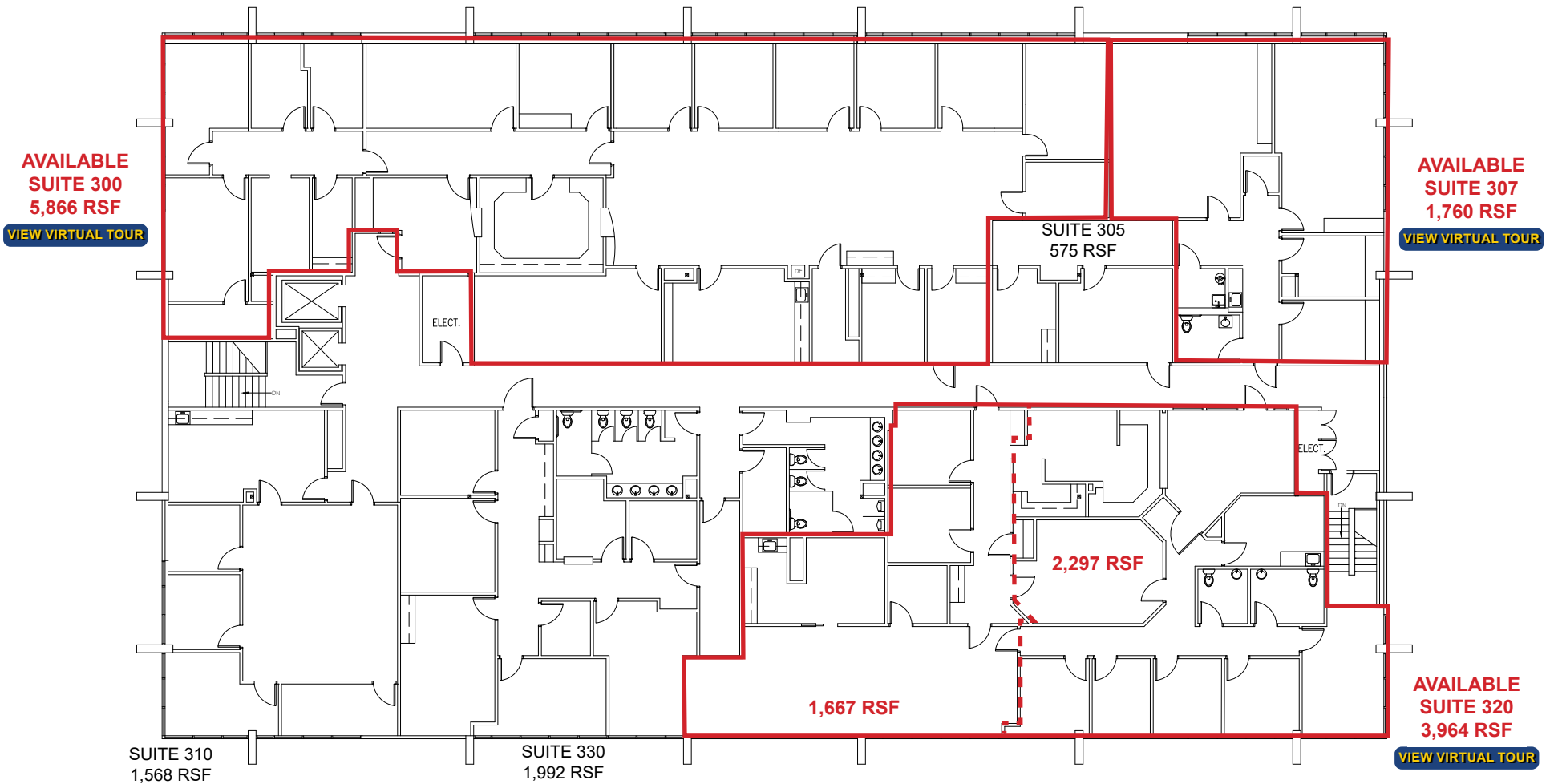
Suites 300/307 can be combined for 7,626 RSF (\$1.79 PSF, FS).
Suite 320 is divisible to approximately 1,667 RSF and 2,297 RSF.

ETHAN CONRAD PROPERTIES, INC.

1300 NATIONAL DRIVE, SUITE 100 | SACRAMENTO CA, 95834 | 916.779.1000

www.ethanconradprop.com

3RD FLOOR PLAN



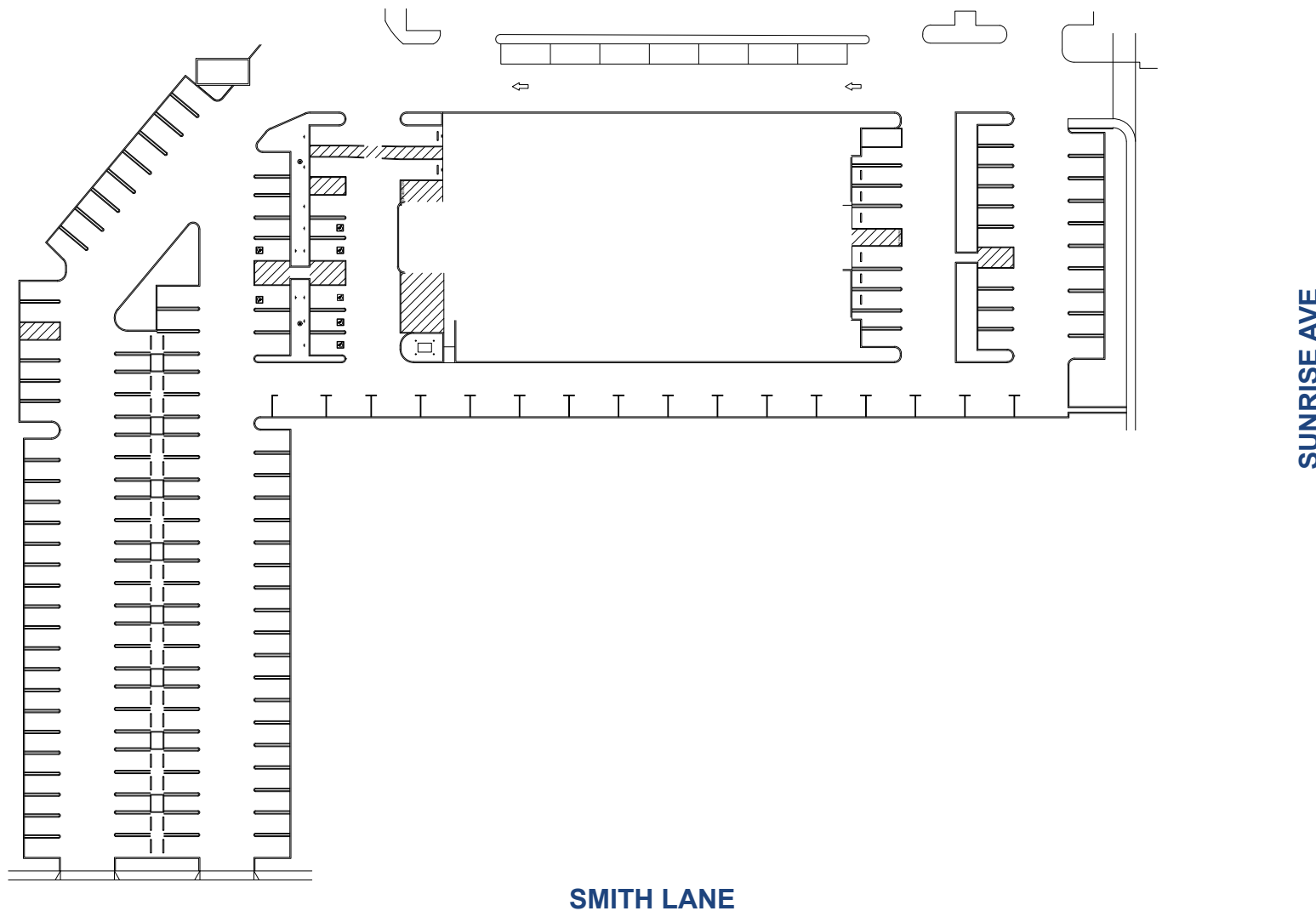
ETHAN CONRAD PROPERTIES, INC.

1300 NATIONAL DRIVE, SUITE 100 | SACRAMENTO CA, 95834 | 916.779.1000

www.ethanconradprop.com

The information contained herein has been obtained from sources we believe to be reliable. However, we cannot guarantee, warrant or represent its accuracy and all information is subject to error, change or withdrawal. An interested party and their advisors should conduct an independent investigation of the property to determine to your satisfaction the suitability of the property for your needs.

SITE PLAN



ETHAN CONRAD PROPERTIES, INC.

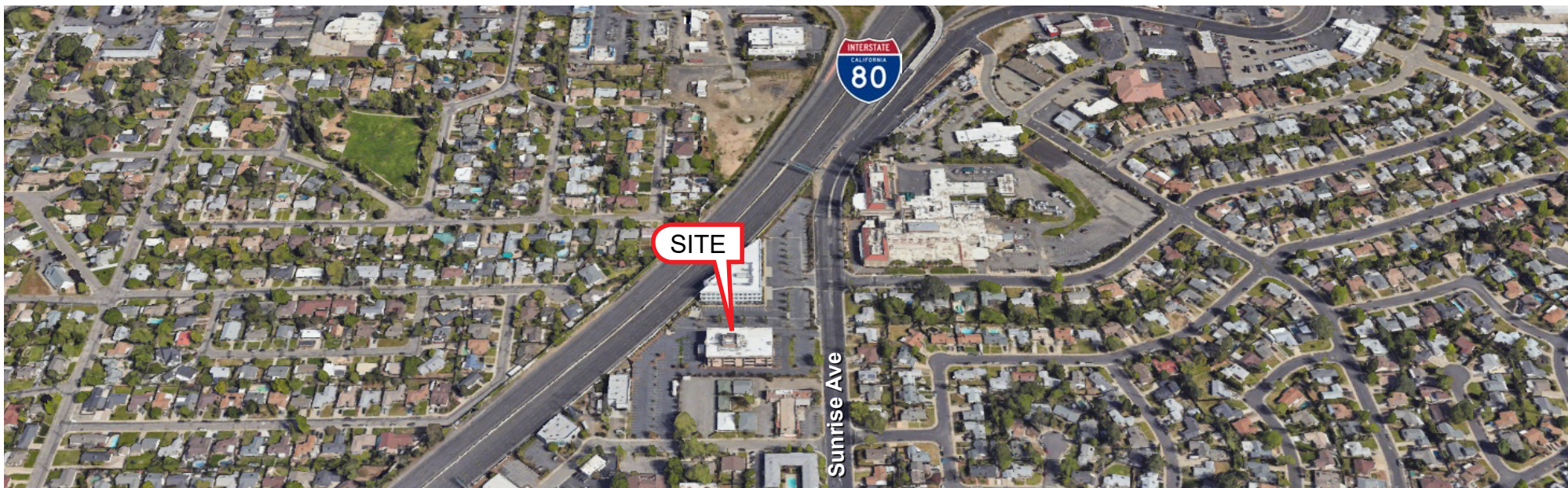
1300 NATIONAL DRIVE, SUITE 100 | SACRAMENTO CA, 95834 | 916.779.1000

www.ethanconradprop.com

The information contained herein has been obtained from sources we believe to be reliable. However, we cannot guarantee, warrant or represent its accuracy and all information is subject to error, change or withdrawal. An interested party and their advisors should conduct an independent investigation of the property to determine to your satisfaction the suitability of the property for your needs.

FOR LEASE

MEDICAL OFFICE BUILDING
406 SUNRISE AVE
ROSEVILLE, CA



ETHAN CONRAD PROPERTIES, INC.

1300 NATIONAL DRIVE, SUITE 100 | SACRAMENTO CA, 95834 | 916.779.1000

www.ethanconradprop.com

The information contained herein has been obtained from sources we believe to be reliable. However, we cannot guarantee, warrant or represent its accuracy and all information is subject to error, change or withdrawal. An interested party and their advisors should conduct an independent investigation of the property to determine to your satisfaction the suitability of the property for your needs.