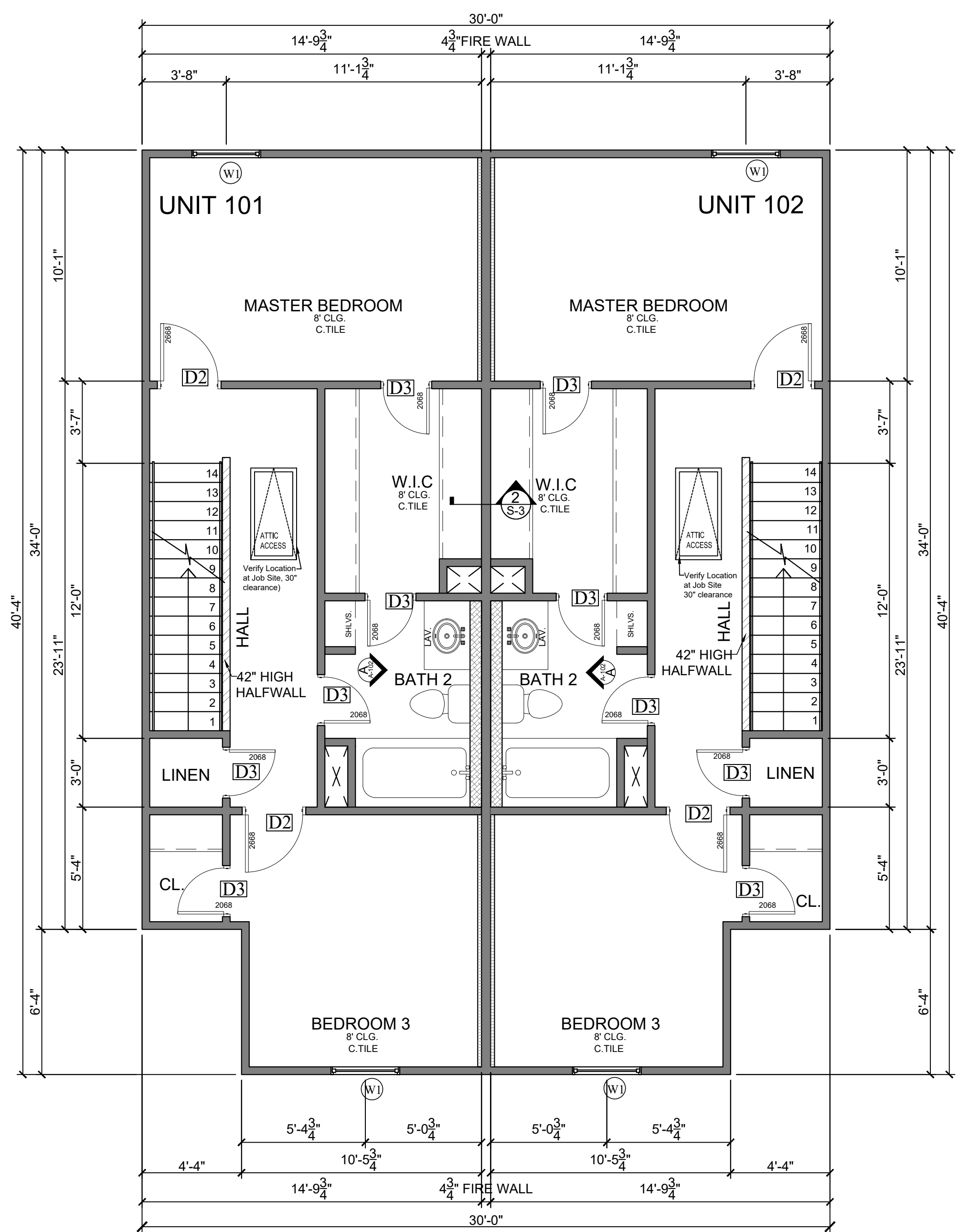


1 FLOOR PLAN - 1ST FLOOR
SCALE: 1/4" = 1'-0" NORTH



2 FLOOR PLAN - 2ND FLOOR
SCALE: 1/4" = 1'-0" NORTH

DOOR SCHEDULE UNIT 101 (1ST & 2ND FLOOR)

NO.	Door Size	Qty.	Description	Remarks
D1	3'-0" x 6'-8"	2	Exterior Decor Single Door With	Keyed Lock & Dead Bolt
D2	2'-6" x 6'-8"	4	Interior Hollow Core Door (H.C.)	Keyed Lock
D3	2'-0" x 6'-8"	7	Interior Hollow Core Door (H.C.)	Keyed Lock

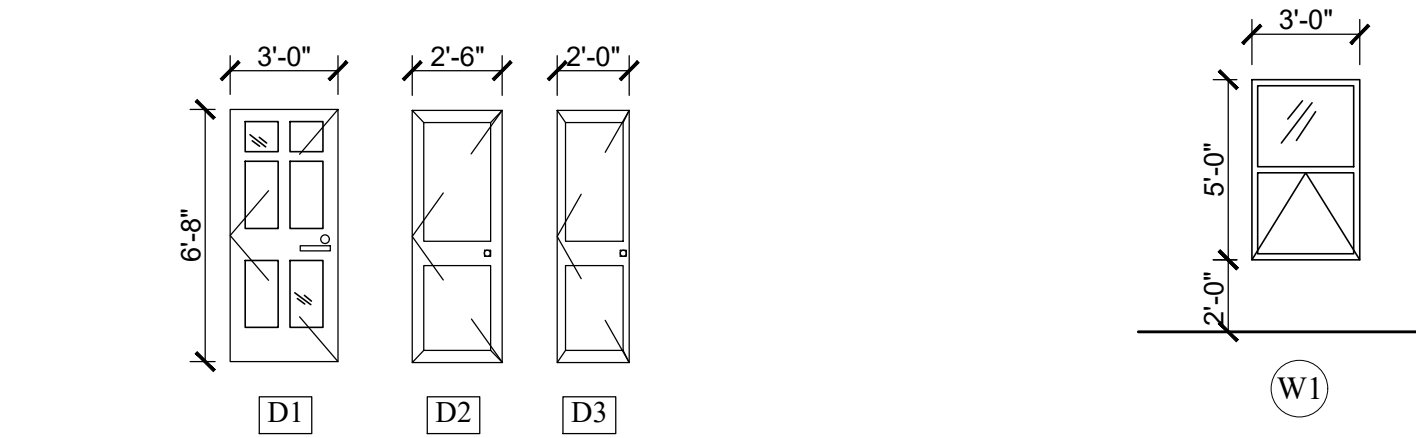
Note: 24" x 48" Attic Access With Pull Down Stairs (Verify Location At Job Site, 30" Clearance)

DOOR SCHEDULE UNIT 102 (1ST & 2ND FLOOR)

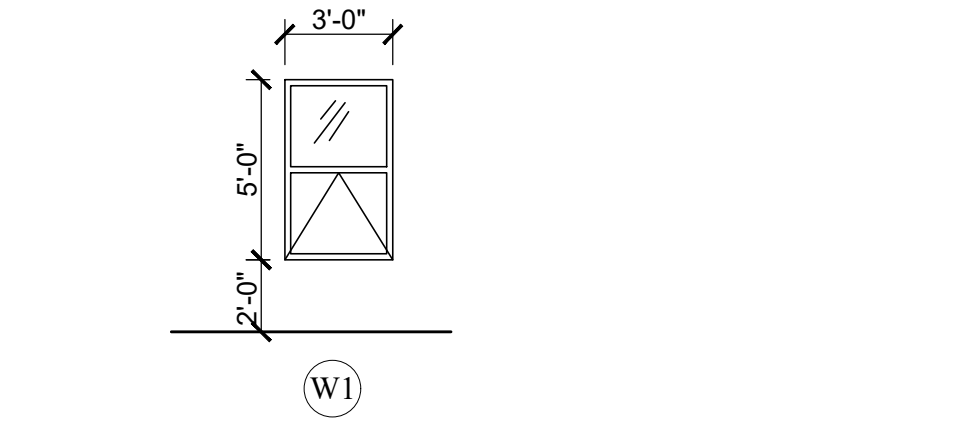
NO.	Door Size	Qty.	Description	Remarks
D1	3'-0" x 6'-8"	2	Exterior Decor Single Door With	Keyed Lock & Dead Bolt
D2	2'-6" x 6'-8"	4	Interior Hollow Core Door (H.C.)	Keyed Lock
D3	2'-0" x 6'-8"	7	Interior Hollow Core Door (H.C.)	Keyed Lock

T - DENOTES TEMPERED GLASS

- LEGEND:**
- 2X4 WALL
 - 2X6 WALL
 - 6X6 TREATED WOOD POST
 - 42" HIGH HALF WALL
 - 2X2 WALL



3 DOOR ELEVATIONS
SCALE: 3/16" = 1'-0"



4 WINDOW ELEVATIONS
SCALE: 3/16" = 1'-0"

FOOTAGES PER UNIT UNIT 101		FOOTAGES PER UNIT UNIT 102	
1ST FLOOR LIVING AREA:	560 SQ-FT	1ST FLOOR LIVING AREA:	560 SQ-FT
PORCH:	18 SQ-FT	PORCH:	18 SQ-FT
2ND FLOOR LIVING AREA:	577 SQ-FT	2ND FLOOR LIVING AREA:	577 SQ-FT
TOTAL LIVING AREA:	1,137 SQ-FT	TOTAL LIVING AREA:	1,137 SQ-FT

WINDOW SCHEDULE UNIT 101

Designation	Window Size	Qty.	Description
(W1)	3'-0" x 5'-0"	4	Single Hung Window With Insulated Glass

WINDOW SCHEDULE UNIT 102

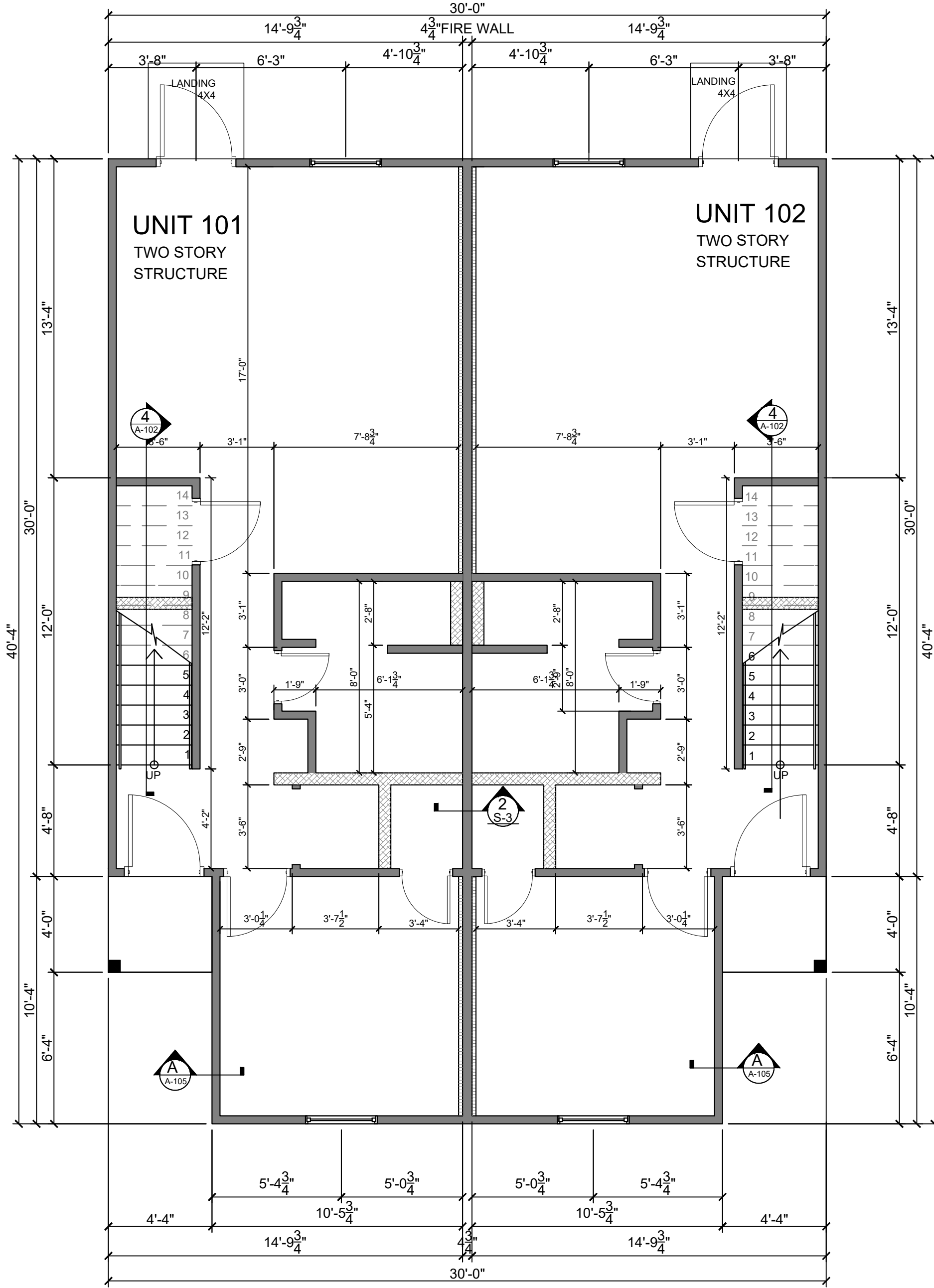
Designation	Window Size	Qty.	Description
(W1)	3'-0" x 5'-0"	4	Single Hung Window With Insulated Glass

DESIGNER:

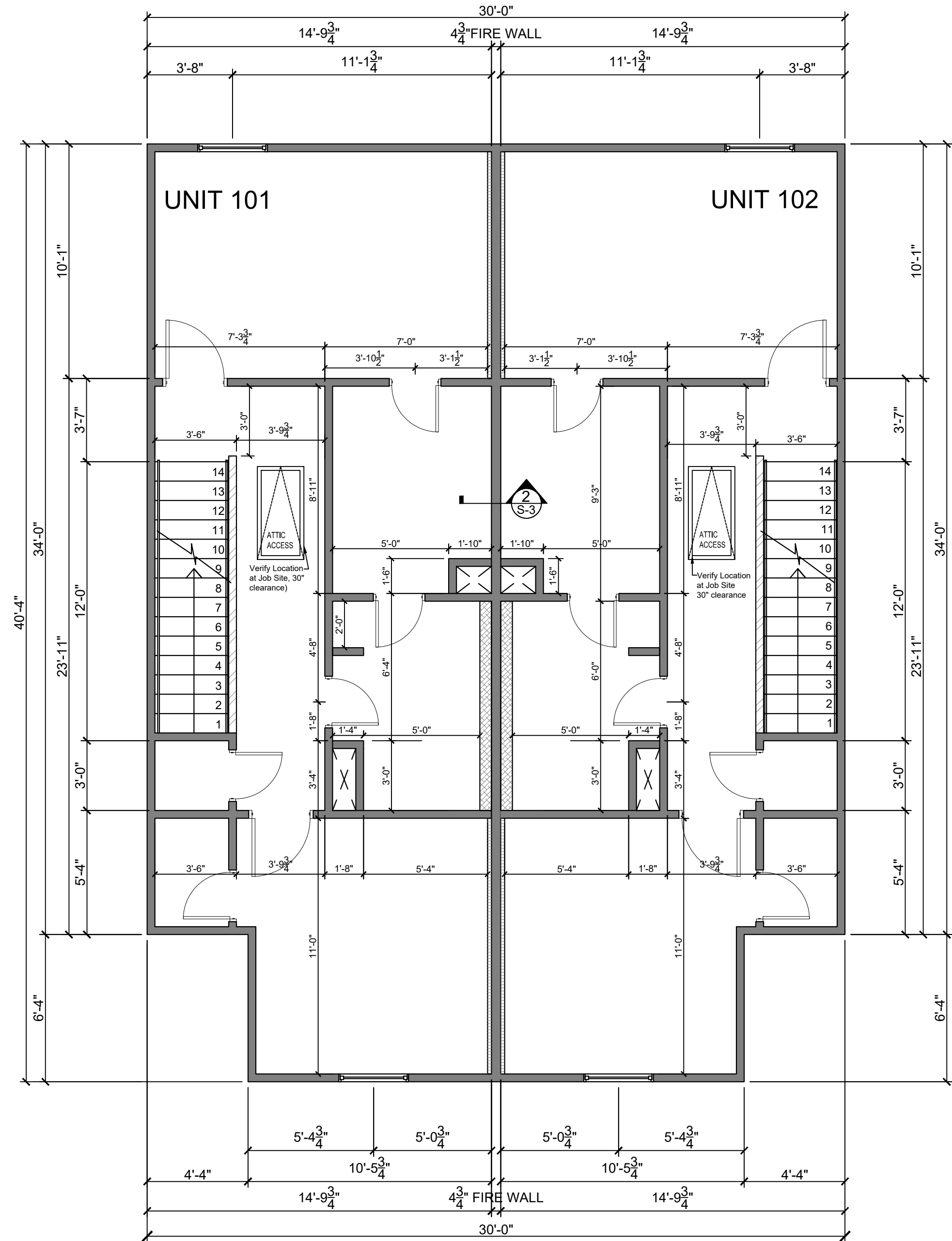
 Zoning, Design, Permitting, Inspections, Certificate of Occupancy
ONE STOP CODE CONSULTING, LLC
 1550 W. HUISACHE AVE. SAN ANTONIO, TEXAS, 78201
 Phone: (210) 778-8219 ffilev@onestopcode.com

ELMENDORF DUPLEX
 1522 SOUTH ELMENDORF ST
 SAN ANTONIO, TEXAS 78207

DRAWN BY: K.F.L.
 CHECKED BY: F.D.L.
 DATE: 1/17/23
 COMMENTS:
 REVISIONS:
 SHEET:
A-101

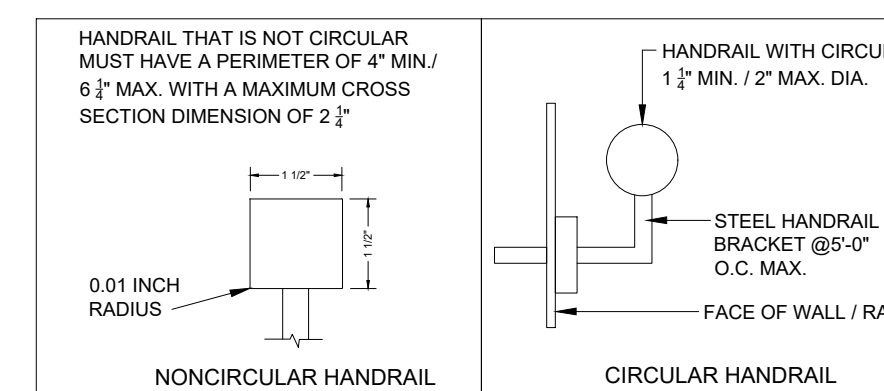


1 DIMENSION PLAN - 1ST FLOOR
SCALE: 1/4" = 1'-0" NORTH

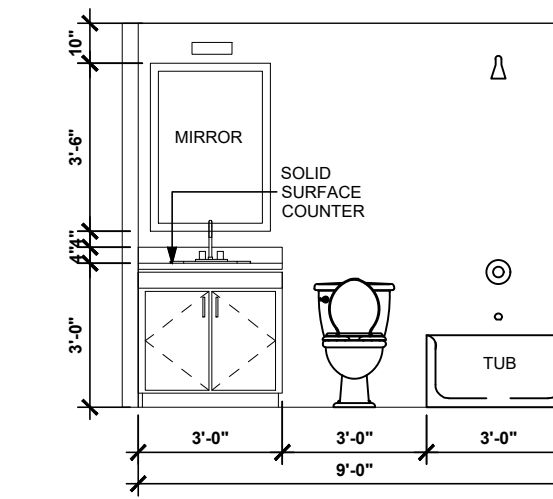


2 DIMENSION PLAN - 2ND FLOOR
SCALE: 1/4" = 1'-0" NORTH

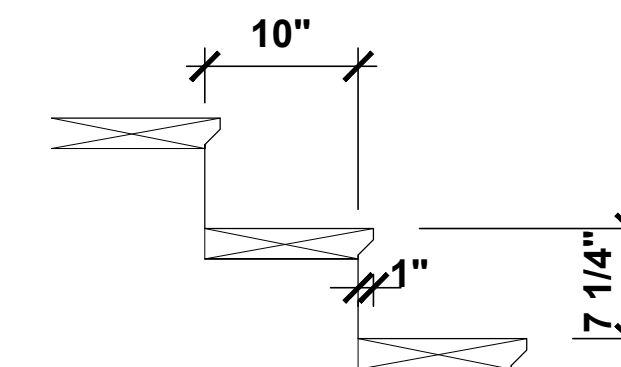
- LEGEND:**
- 2X4 WALL
 - 2X6 WALL
 - 6X6 TREATED WOOD POST
 - 42" HIGH HALF WALL
 - 2X2 WALL



5 HANDRAIL DETAIL
SCALE: N.T.S.



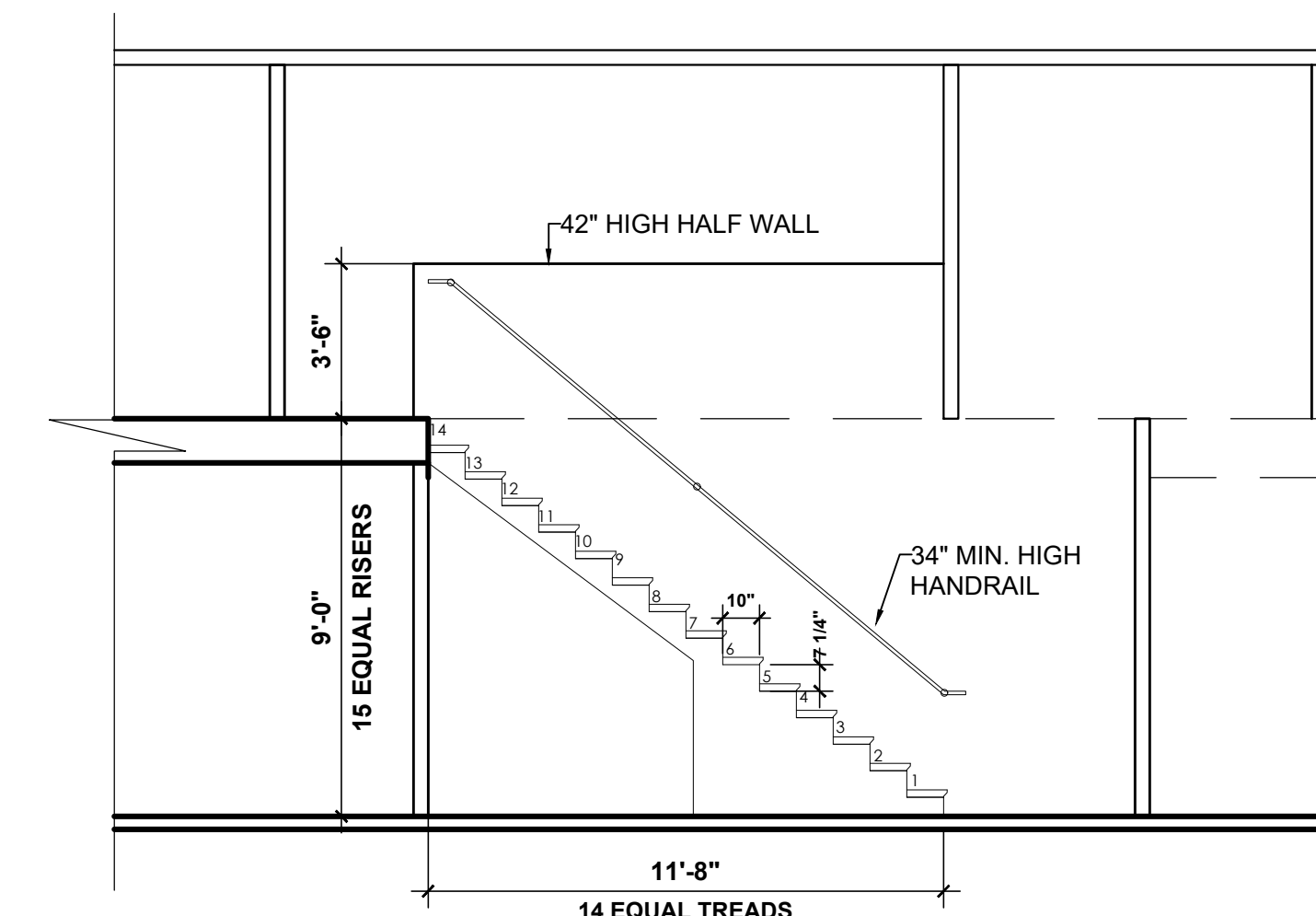
A BATH 2 ELEVATION
SCALE: 1/4" = 1'-0"



NOTE: DIMENSIONS MUST BE VERIFIED ON JOBSITE

3 STAIR DETAIL
SCALE: N.T.S.

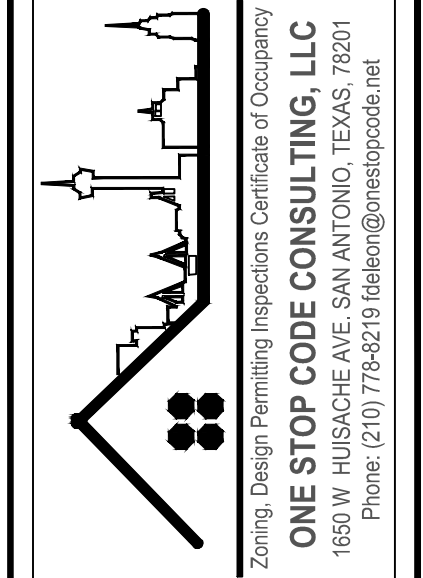
R302.7 Under-stair protection.
Enclosed space under stairs that is
accessed by a door or access panel
shall have walls, under-stair surface and
any soffits protected on the enclosed
side with 1/2" (12.7mm) gypsum board.



NOTE: DIMENSIONS MUST BE VERIFIED ON JOBSITE

4 STAIR SECTION
SCALE: 1/4" = 1'-0"

DESIGNER :



ELMENDORF DUPLEX
1522 SOUTH ELMENDORF ST
SAN ANTONIO, TEXAS 78207

DRAWN BY: K.F.L.

CHECKED BY: F.D.L.

DATE: 1/17/23

COMMENTS:

REVISIONS:

SHEET:

A-102