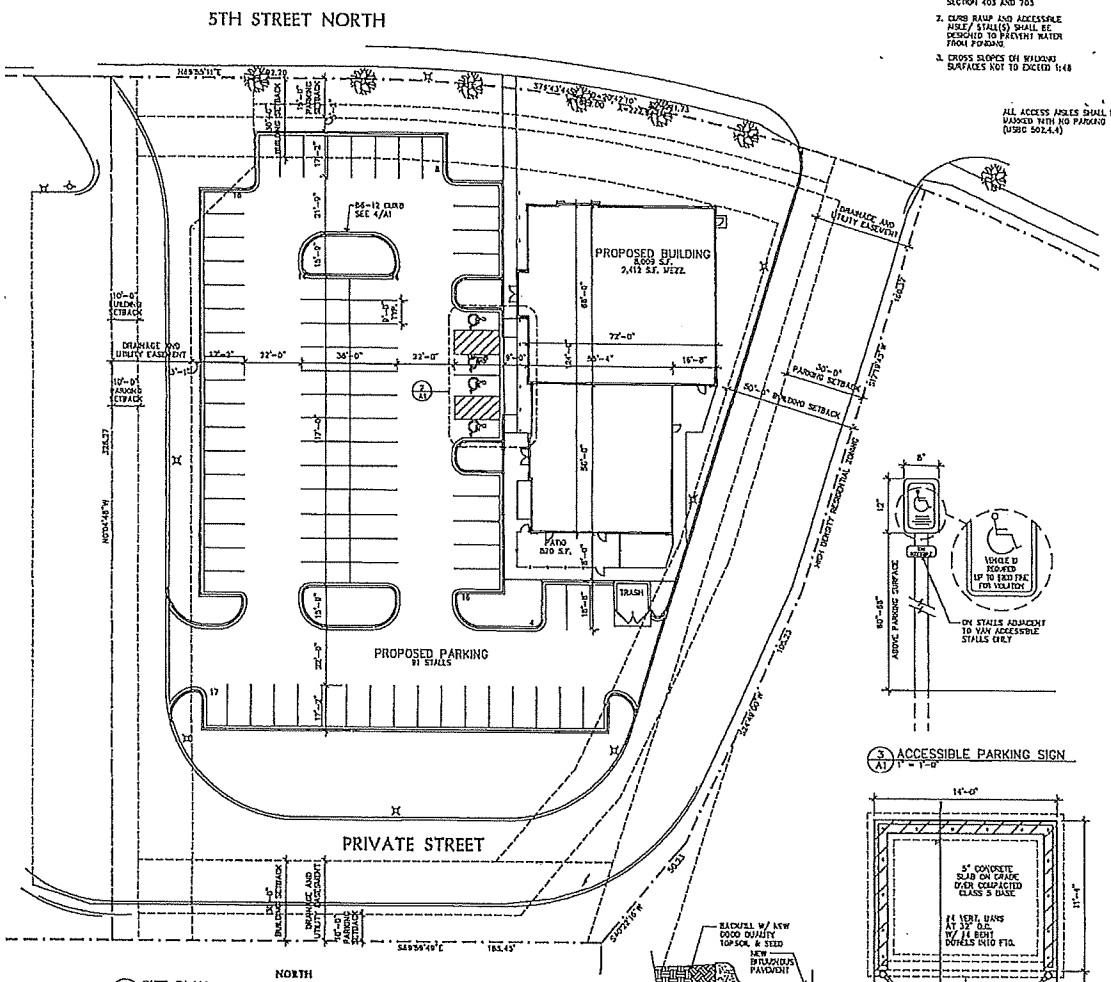

1 A1 SITE PLAN
SCALES 1" = 20'-0"

ACCESSIBLE PARKING NOTES

1. WALKING SURFACES SHALL COMPLY WITH ICC/ANSI A117.1 SECTION 403 AND 703
2. CURB RAMP AND ACCESSIBLE AISLE/ STALL(S) SHALL BE DESIGNED TO PREVENT WATER FROM PONDING
3. CROSS SLOPES OF WALKING SURFACES NOT TO EXCEED 1:48

ALL ACCESS AISLES SHALL BE MARKED WITH NO PARKING (USBC 502.4.4)

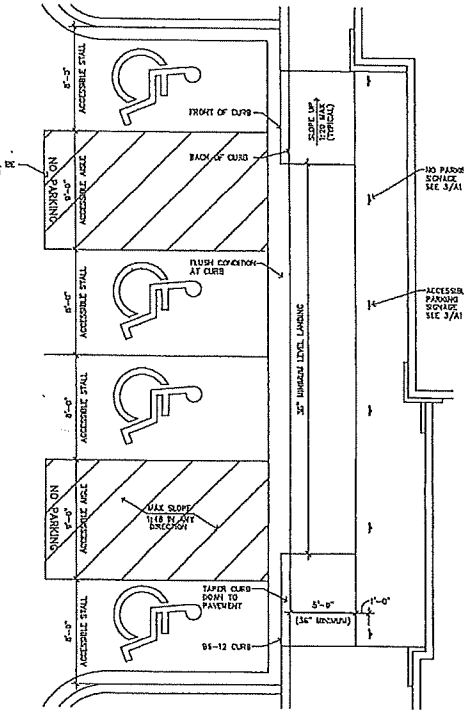

2 A1 ACCESSIBLE CURB CUT DETAIL
SCALES 1/4" = 1'-0"

3 A1 ACCESSIBLE PARKING SIGN
1" = 1'-0"

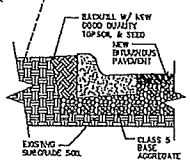

4 A1 B6-12 CONCRETE CURB
SCALES 1/2" = 1'-0"

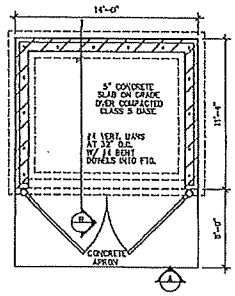

5 A1 TRASH ENCLOSURE
SCALES 1/4" = 1'-0"

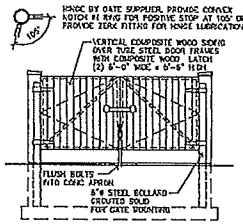

ELEVATION 'A'

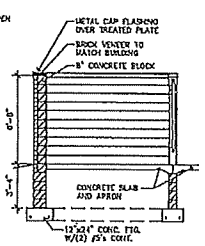

SECTION 'B'

LAMPERT ARCHITECTS
420 Summit Avenue
St. Paul, MN 55102
Phone: 651.224.1111 Fax: 651.227.1213
lampert@lamperta.com

ARCHITECT CERTIFICATION
I HEREBY CERTIFY THAT THIS PLAN, SPECIFICATION OR REPORT WAS PREPARED BY ME OR UNDER MY DIRECT SUPERVISION AND THAT I AM A DULY LICENSED ARCHITECT UNDER THE LAWS OF THE STATE OF MINNESOTA.

PRELIMINARY NOT FOR CONSTRUCTION

NOTTINGHAM CONSTRUCTION
3200 Pine Street, Suite 100
Eden Prairie, MN 55344
612-360-4550

VERTEX NAILS SALON INC.
BEST TASTE OF PHO SAIGON
Lake Elmo, Minnesota

Copyright 2023
Lampert Lampert Architects Inc.

Project Designer: L. SCHMIDT
Drawn By: ALE
Checked By: LL
Revisions
5/23/23 FINAL REVIEW

SITE PLAN

Sheet Number
A1

Project No. 220408-1

Filename: Inwood Nails - A1.dwg