

INDUSTRIAL FOR SALE/LEASE

5780 SOESTERN CT

CHINO, CA 91710



FOR SALE/LEASE

KW EXECUTIVE

388 East Valley Boulevard, Ste 106
Alhambra, CA 91801



Each Office Independently Owned and Operated

PRESENTED BY:

BRIAN NGO

Commercial Director
O: (909) 636-1877
C: (909) 636-1877
briango@kw.com
01964502, California

The calculations and data presented are deemed to be accurate, but not guaranteed. They are intended for the purpose of illustrative projections and analysis. The information provided is not intended to replace or serve as substitute for any legal, accounting, investment, real estate, tax or other professional advice, consultation or service. The user of this software should consult with a professional in the respective legal, accounting, tax or other professional area before making any decisions.

DISCLAIMER

5780 SOESTERN CT, CHINO, CA 91710



All materials and information received or derived from KW Commercial its directors, officers, agents, advisors, affiliates and/or any third party sources are provided without representation or warranty as to completeness, veracity, or accuracy, condition of the property, compliance or lack of compliance with applicable governmental requirements, developability or suitability, financial performance of the property, projected financial performance of the property for any party's intended use or any and all other matters.

Neither KW Commercial its directors, officers, agents, advisors, or affiliates makes any representation or warranty, express or implied, as to accuracy or completeness of the materials or information provided, derived, or received. Materials and information from any source, whether written or verbal, that may be furnished for review are not a substitute for a party's active conduct of its own due diligence to determine these and other matters of significance to such party. KW Commercial will not investigate or verify any such matters or conduct due diligence for a party unless otherwise agreed in writing.

EACH PARTY SHALL CONDUCT ITS OWN INDEPENDENT INVESTIGATION AND DUE DILIGENCE.

Any party contemplating or under contract or in escrow for a transaction is urged to verify all information and to conduct their own inspections and investigations including through appropriate third-party independent professionals selected by such party. All financial data should be verified by the party including by obtaining and reading applicable documents and reports and consulting appropriate independent professionals. KW Commercial makes no warranties and/or representations regarding the veracity, completeness, or relevance of any financial data or assumptions. KW Commercial does not serve as a financial advisor to any party regarding any proposed transaction.

All data and assumptions regarding financial performance, including that used for financial modeling purposes, may differ from actual data or performance. Any estimates of market rents and/or projected rents that may be provided to a party do not necessarily mean that rents can be established at or increased to that level. Parties must evaluate any applicable contractual and governmental limitations as well as market conditions, vacancy factors and other issues in order to determine rents from or for the property. Legal questions should be discussed by the party with an attorney. Tax questions should be discussed by the party with a certified public accountant or tax attorney. Title questions should be discussed by the party with a title officer or attorney. Questions regarding the condition of the property and whether the property complies with applicable governmental requirements should be discussed by the party with appropriate engineers, architects, contractors, other consultants, and governmental agencies. All properties and services are marketed by KW Commercial in compliance with all applicable fair housing and equal opportunity laws.

KW EXECUTIVE

388 East Valley Boulevard, Ste 106
Alhambra, CA 91801



Each Office Independently Owned and Operated

PRESENTED BY:

BRIAN NGO

Commercial Director
O: (909) 636-1877
C: (909) 636-1877
briango@kw.com
01964502, California

The calculations and data presented are deemed to be accurate, but not guaranteed. They are intended for the purpose of illustrative projections and analysis. The information provided is not intended to replace or serve as substitute for any legal, accounting, investment, real estate, tax or other professional advice, consultation or service. The user of this software should consult with a professional in the respective legal, accounting, tax or other professional area before making any decisions.

EXECUTIVE SUMMARY

5780 SOESTERN CT, CHINO, CA 91710



OFFERING SUMMARY

PRICE:	Contact Listing Broker
BUILDING SF:	52,470 SF
LOT SIZE:	152,896 SF (3.51 AC)
BUILT:	1989
CLEAR HEIGHT:	20-21'
PARKING:	108 surface spaces
POWER:	3,000 Amps, 480V, 3-Phase Heavy Power
DOCKS:	2 ext
DRIVE INS:	11 GL
YARD:	Secured Fenced Yard
ZONING:	M2
OCCUPANCY:	Vacant – Immediate Availability
APN:	1021-121-07

PROPERTY OVERVIEW

Vacant 52,470 SF heavy industrial facility with approximately 3,000 Amps of 480V 3-phase power, secured yard, and immediate availability.

This ±52,470 SF freestanding industrial facility is situated on approximately 3.51 acres in the heart of Chino's premier industrial corridor. Ideally located at the convergence of San Bernardino, Los Angeles, and Orange Counties, the property offers excellent regional access via the CA-71, SR-60, SR-91, and I-10 freeways. The property is well suited for owner-users, investors, redevelopment opportunities, and specialized industrial users requiring substantial power, multiple loading positions, and a secured yard.

PROPERTY HIGHLIGHTS

- ±52,470 SF freestanding industrial building on ±3.51 acres
- Vacant – Immediate Availability
- M2 Heavy Industrial Zoning
- Approximately 3,000 Amps, 480V, 3-Phase Power
- 20'–21' Warehouse Clear Height
- Secured Fenced Yard
- 108 Surface Parking Spaces
- Potential multi-tenant configuration
- Multiple loading access points with efficient truck circulation
- Excellent access to CA-71, SR-60, SR-91 & I-10
- Centrally located within the Inland Empire industrial market
- Court-Appointed Receiver Sale
- Environmental reports available upon request or via the California Geotracker database.

Environmental Information: Environmental investigations have been conducted under the oversight of the California Regional Water Quality Control Board. Qualified buyers may review the environmental file through the California Geotracker system. Additional information is available from the listing broker.

PROPERTY PHOTOS

5780 SOESTERN COURT




PROPERTY PHOTOS

5780 SOESTERN COURT



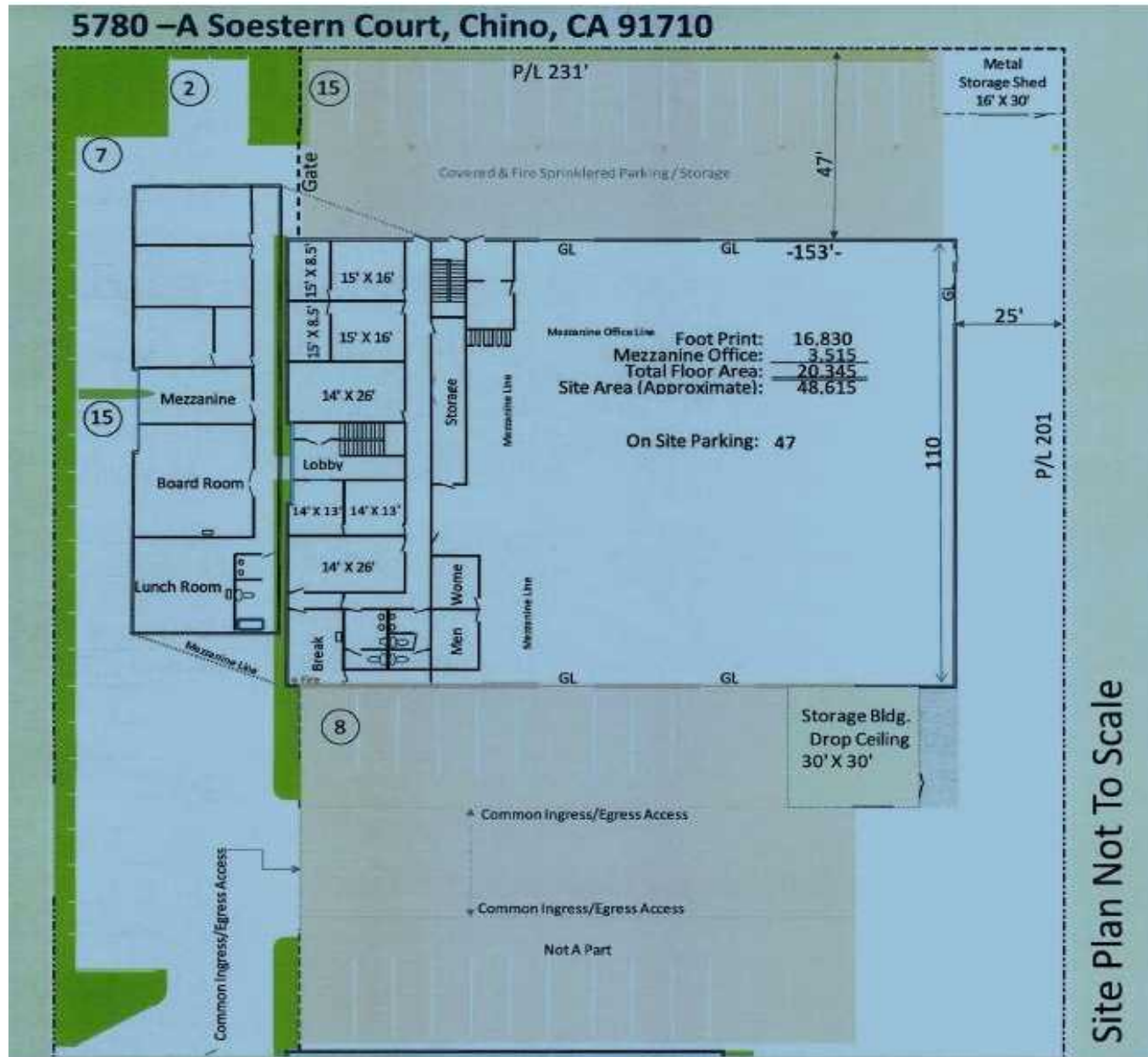
PROPERTY PHOTOS

5780 SOESTERN COURT



FLOOR PLAN - UNIT A - 20,334 SF

5780 SOESTERN COURT



FLOOR PLAN - UNIT B - 31,817 SF

5780 SOESTERN COURT



5780 -B Soestern Court, Chino, CA 91710

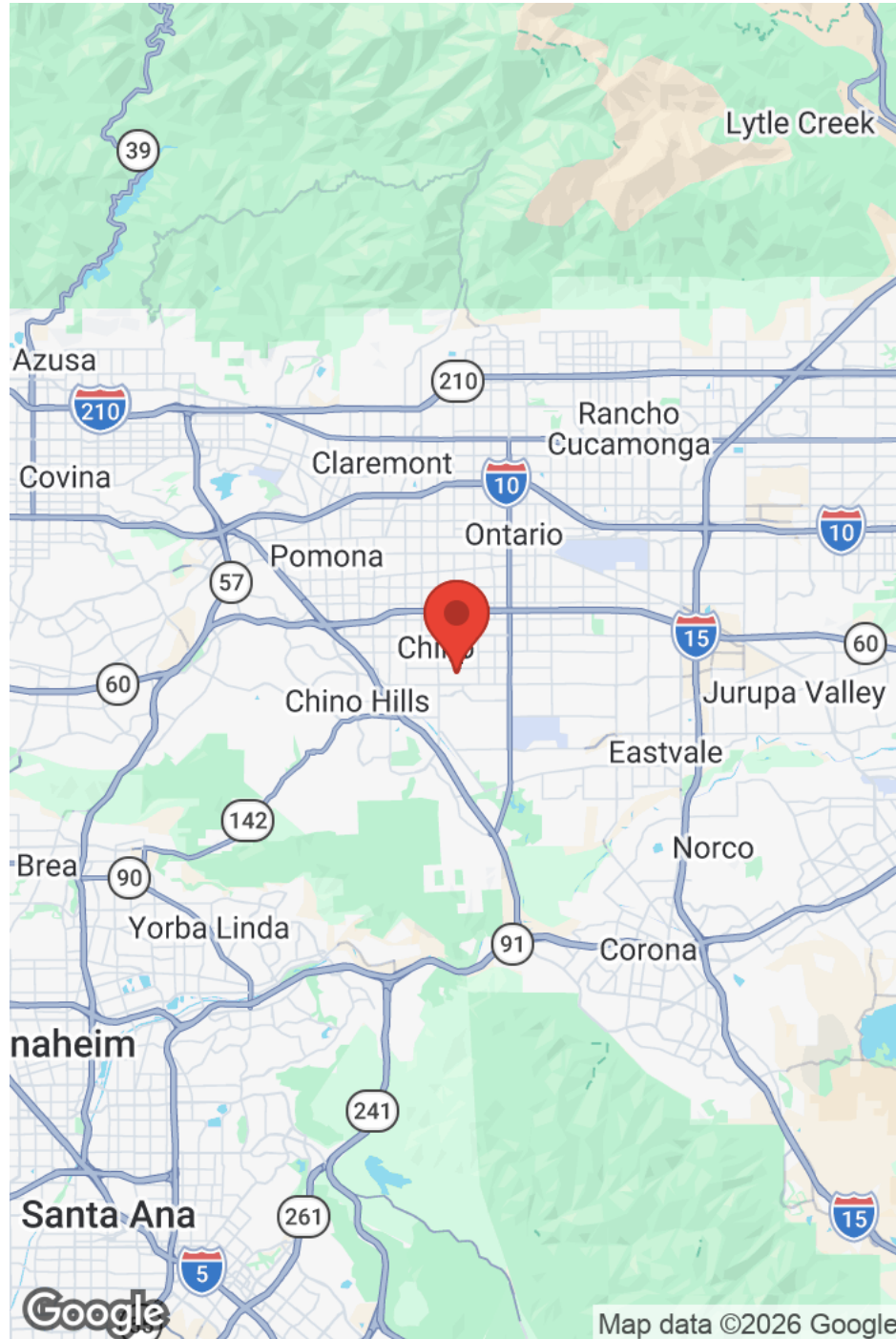


First Floor

Second Floor

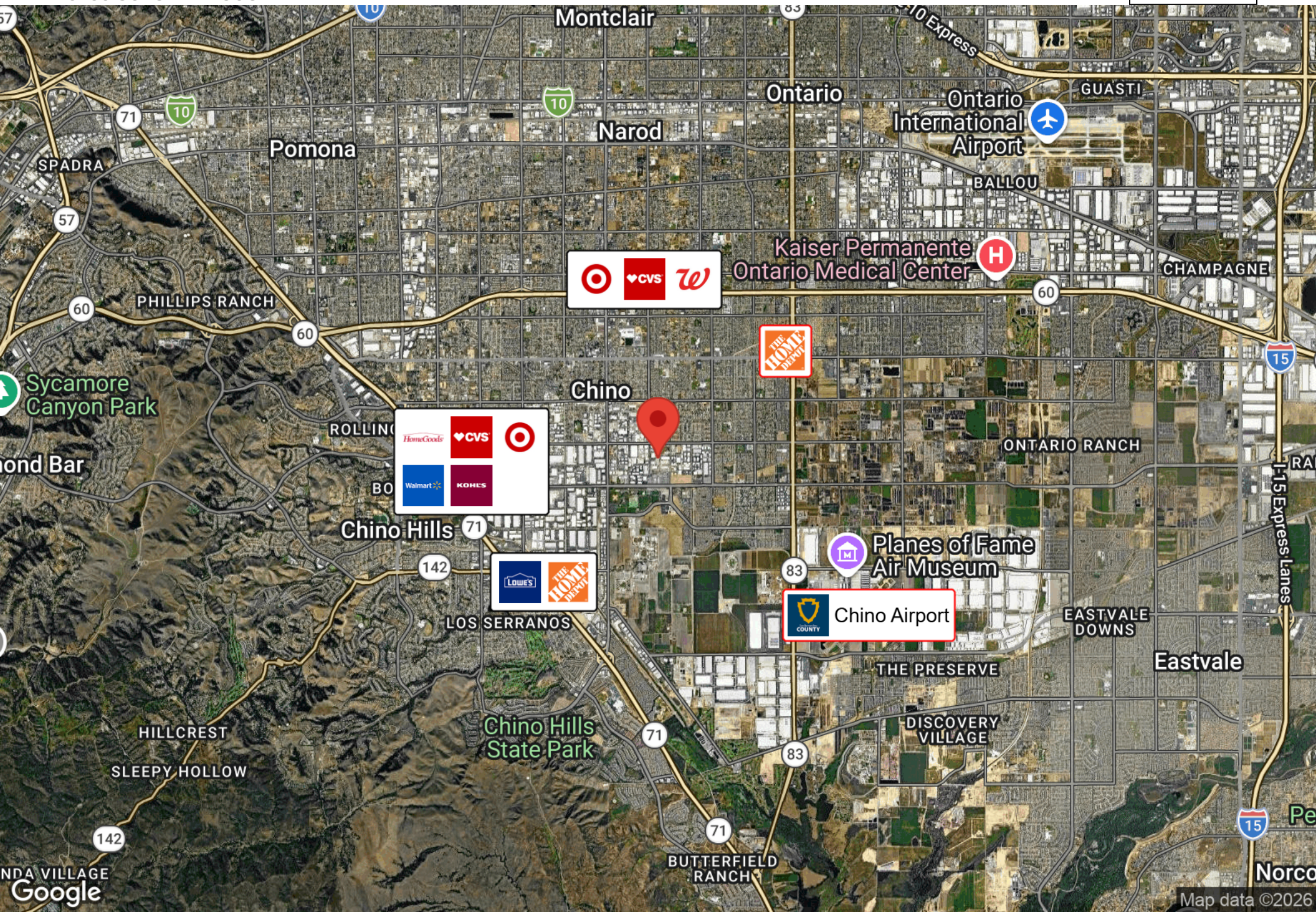
LOCATION MAPS

5780 SOESTERN COURT



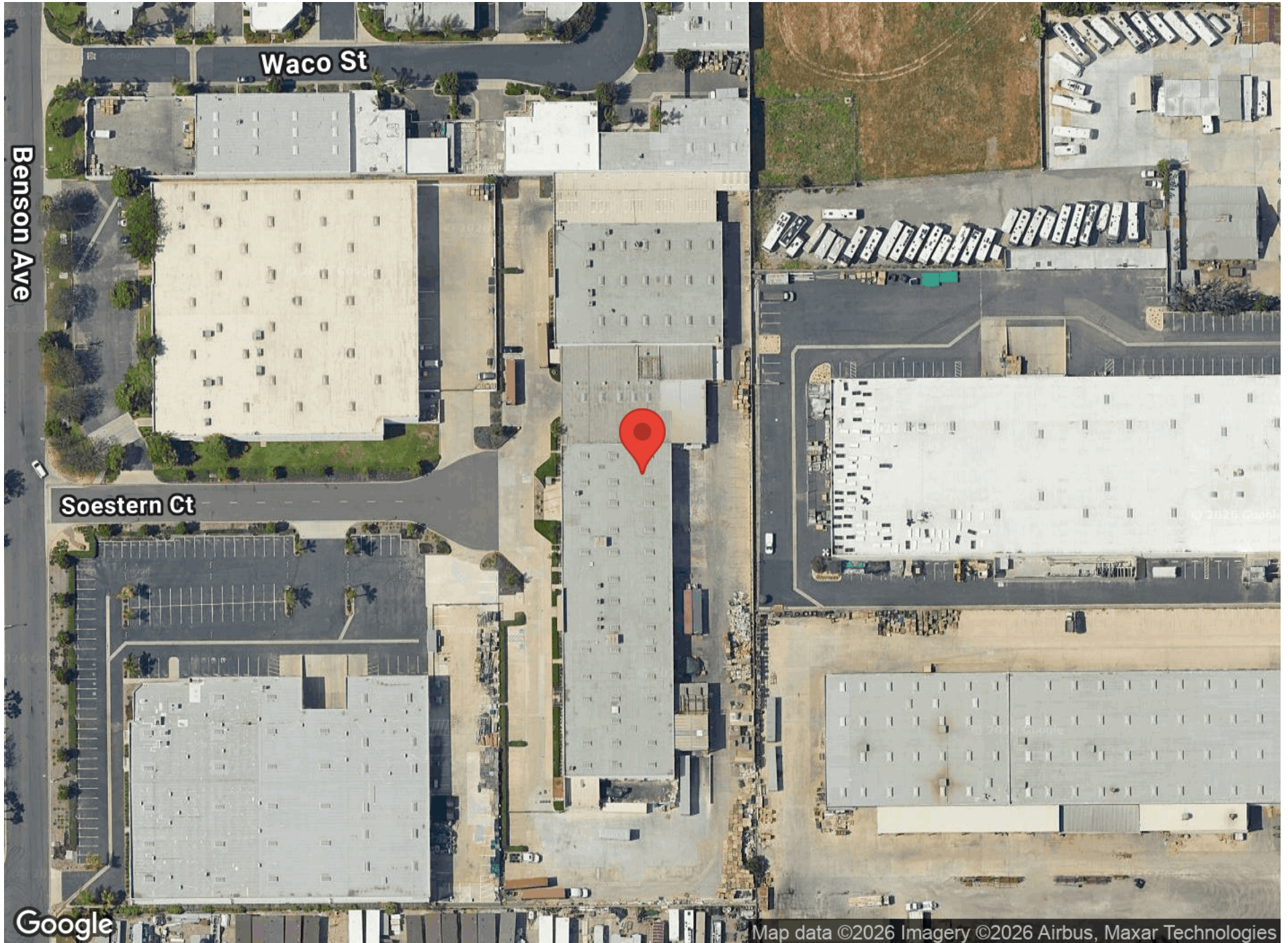
BUSINESS MAP

5780 SOESTERN COURT



AERIAL MAP

5780 SOESTERN COURT

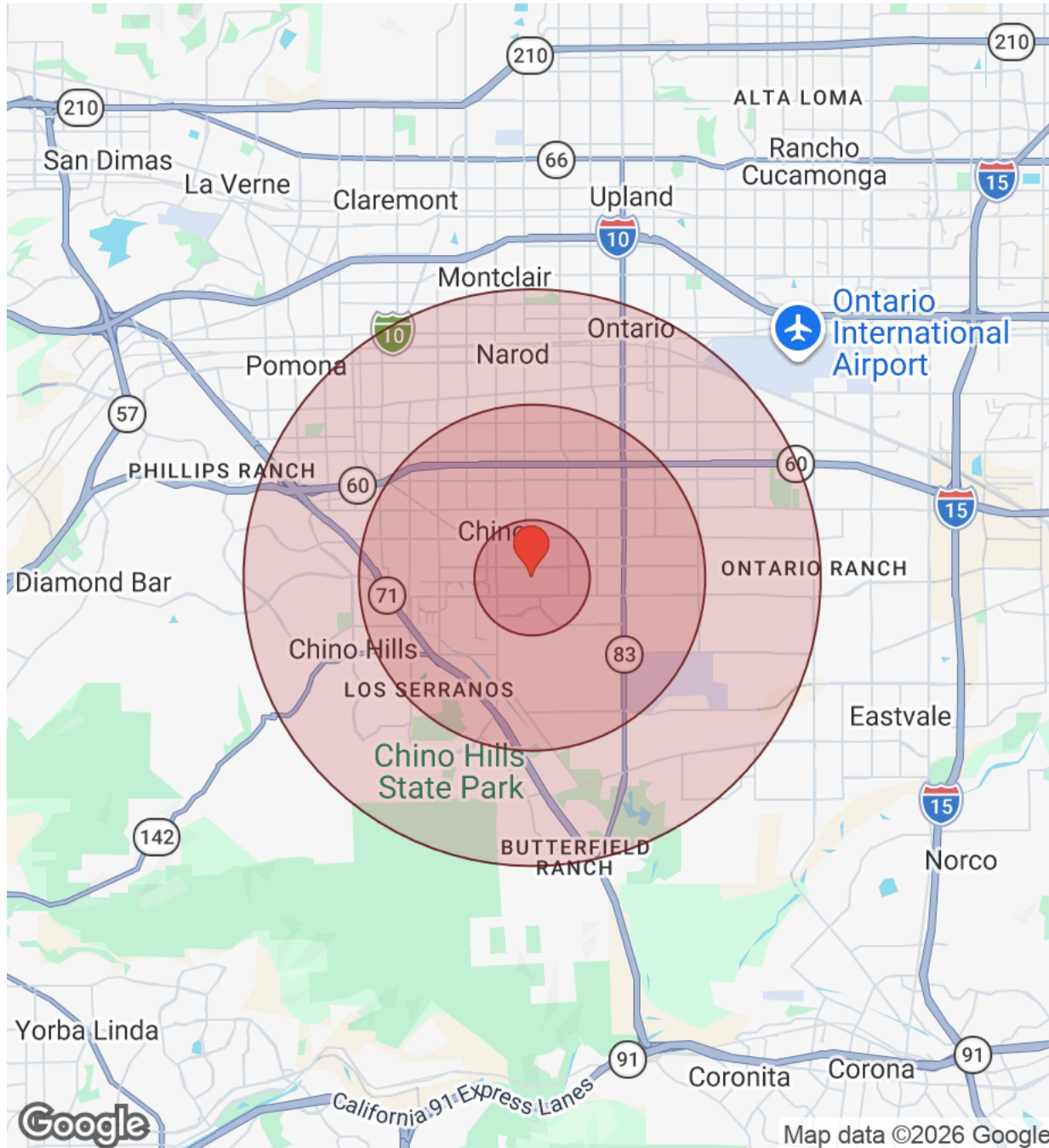


Google

Map data ©2026 Imagery ©2026 Airbus, Maxar Technologies

DEMOGRAPHICS

5780 SOESTERN COURT



Distance: ● 1 Mile ● 3 Miles ● 5 Miles

Population	1 Mile	3 Miles	5 Miles
Male	5,040	55,897	153,649
Female	4,682	54,230	152,277
Total Population	9,722	110,127	305,925

Race / Ethnicity	1 Mile	3 Miles	5 Miles
White	1,739	20,957	50,111
Black	604	6,178	17,652
Am In/AK Nat	16	231	581
Hawaiian	10	121	367
Hispanic	5,008	60,955	175,203
Asian	2,110	19,250	55,892
Multiracial	156	1,949	5,078
Other	81	496	1,040

Housing	1 Mile	3 Miles	5 Miles
Total Units	2,873	35,362	96,546
Occupied	2,695	33,140	90,417
Owner Occupied	1,777	20,695	52,236
Renter Occupied	918	12,445	38,181
Vacant	179	2,223	6,129

Age	1 Mile	3 Miles	5 Miles
Ages 0 - 14	1,875	19,775	58,954
Ages 15 - 24	1,225	14,852	43,049
Ages 25 - 54	4,280	47,261	133,095
Ages 55 - 64	1,221	13,102	34,380
Ages 65+	1,121	15,138	36,449

Income	1 Mile	3 Miles	5 Miles
Median	\$100,825	\$104,996	\$102,220
Under \$15k	206	1,931	5,614
\$15k - \$25k	152	942	3,129
\$25k - \$35k	65	1,317	3,602
\$35k - \$50k	300	2,418	7,536
\$50k - \$75k	365	4,942	13,408
\$75k - \$100k	248	4,265	10,955
\$100k - \$150k	534	6,587	18,779
\$150k - \$200k	275	5,031	12,622
Over \$200k	550	5,707	14,773



Map data ©2026 Google