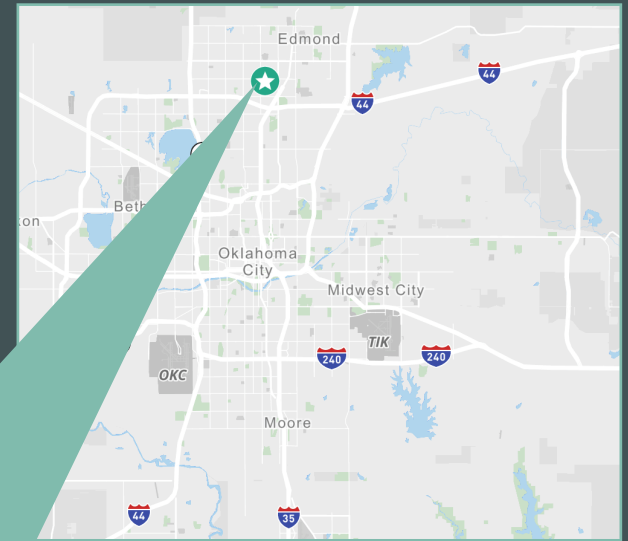


14901 Metro Plaza Blvd


Edmond, Oklahoma 73013

Lease Rate: \$5,950/Month NNN



Property Highlights

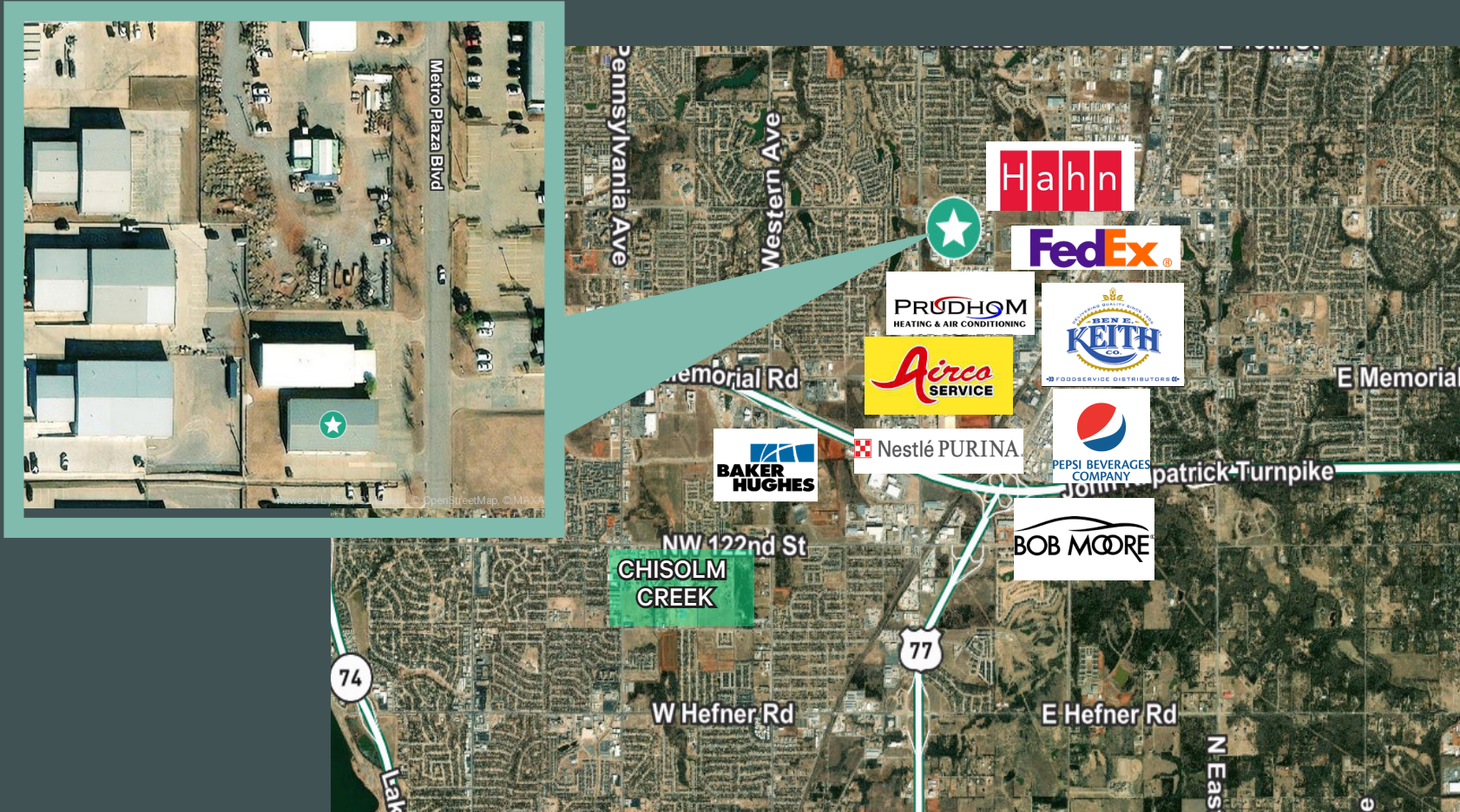
- +6,000± Total Square Feet
 - 2,400± SF Office/Showroom
- +Clear Height: 14'-16'
- +(2) 12'x14' Drive-Ins
- +Excellent Access to John Kilpatrick Turnpike and Broadway Extension; located just north of Kilpatrick, south of NW 150th Street, between Santa Fe Ave and N Kelly Ave.



Warehouse/Office Space

14901 Metro Plaza Blvd | Edmond, OK 73013

For Lease



Contact Us

Jason Hammock SIOR, CCIM

First Vice President

+1 405 315 0725

jason.hammock@cbre.com

Caitlin Mazaheri SIOR, CCIM

Vice President

+1 405 413 2315

caitlin.mazaheri@cbre.com

© 2025 CBRE, Inc. All rights reserved. This information has been obtained from sources believed reliable, but has not been verified for accuracy or completeness. You should conduct a careful, independent investigation of the property and verify all information. Any reliance on this information is solely at your own risk. CBRE and the CBRE logo are service marks of CBRE, Inc. All other marks displayed on this document are the property of their respective owners, and the use of such logos does not imply any affiliation with or endorsement of CBRE. Photos herein are the property of their respective owners. Use of these images without the express written consent of the owner is prohibited.

www.cbre.com/oklahomacity

CBRE