

FOR LEASE

39,869 SF
AVAILABLE NOW

4820 NORTH CHURCH LANE SE

ATLANTA, GEORGIA 30339

4820 NORTH CHURCH LANE SE

ATLANTA, GEORGIA 30339

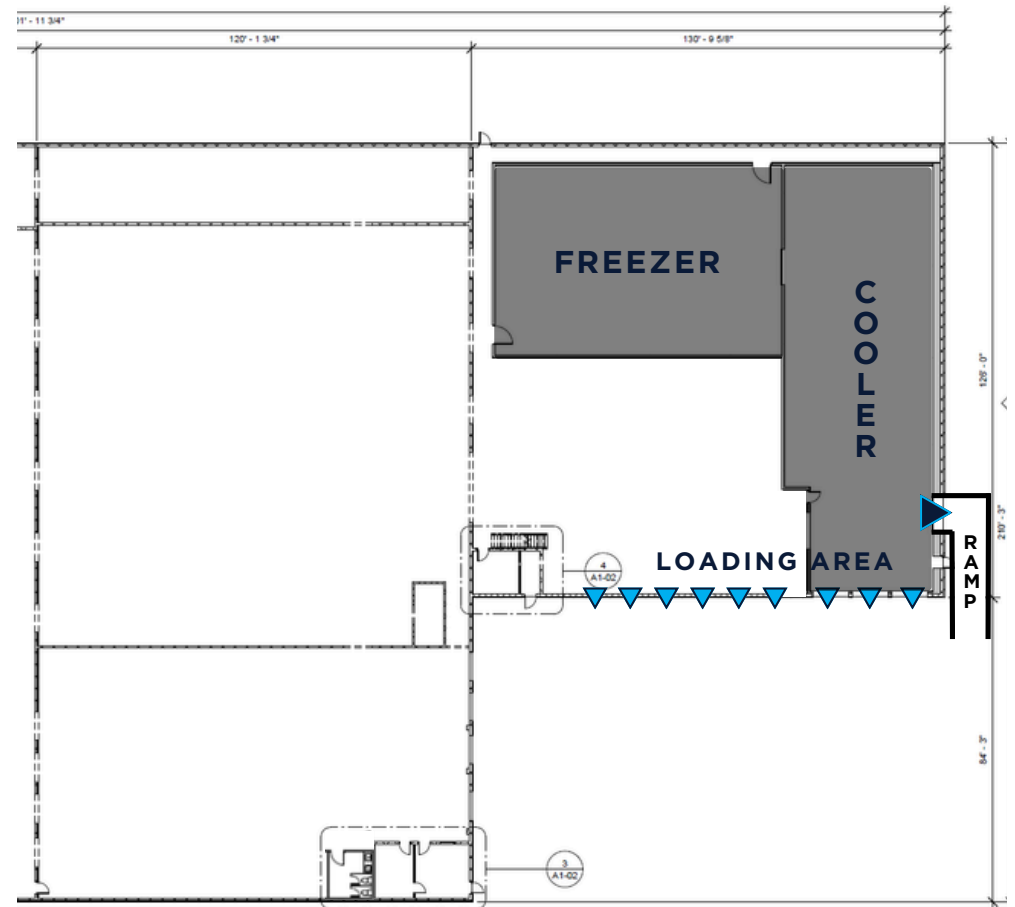
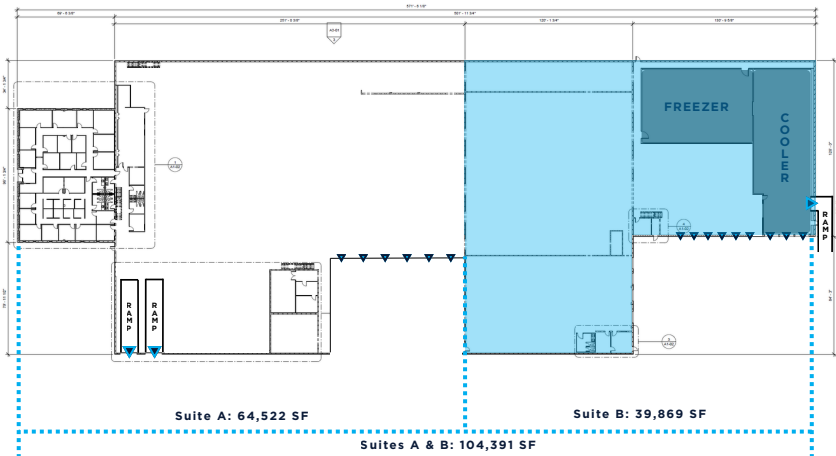
SUITE B | 39,869 TOTAL SF

39,869 TOTAL SF

SUITE INFORMATION

Total Size:	39,869 SF
Office:	2,000 SF
Warehouse:	37,869 SF
Loading:	Nine (9) Dock High Doors One (1) Drive-In Door
Clear Height:	24'
Power:	2000 Amps, 208y/120v 3-Phase
Available:	Immediately

**FULL BUILDING (104,391 SF)
ALSO AVAILABLE FOR LEASE**



 DOCK HIGH DOOR  DRIVE-IN DOOR

AERIAL



TRUCK COURT



ADDITIONAL PHOTOS



PREMIER LOCATION

I-285:

Situated less than a mile away, this premier highway encircles the Atlanta metropolitan area, connecting to all other major interstates serving the city.

I-75:

4 miles from the property, offering access to Chattanooga, Tennessee, to the north and Macon, Georgia, and Florida to the south.

I-20:

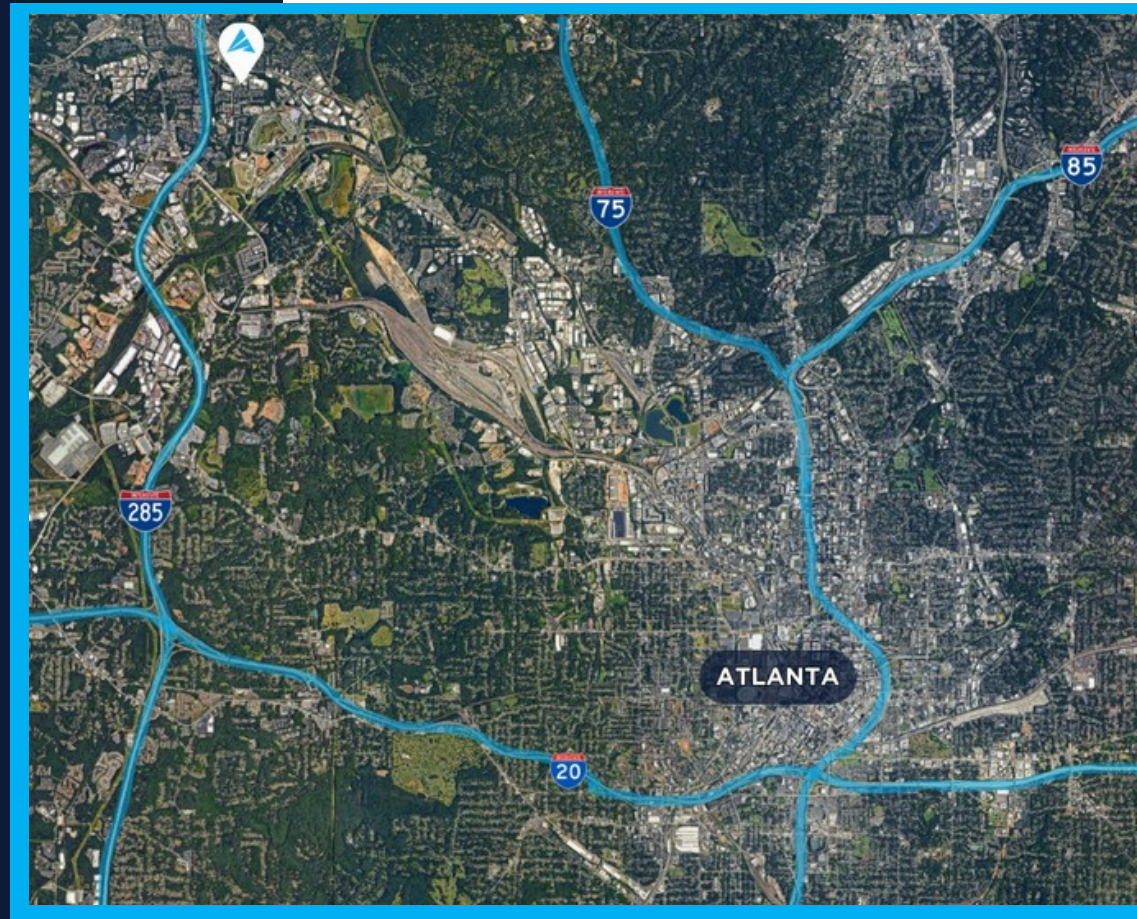
Located 7.5 miles away, providing connections to Birmingham, Alabama, to the west and Augusta, Georgia, and Columbia, South Carolina, to the east.

I-85:

Located just 8 miles from the property, northbound on I-85 connects you to Greenville, South Carolina, Charlotte, North Carolina and beyond, while southbound leads to Atlanta and points south, including Montgomery, Alabama and ultimately, Mobile, Alabama.

Hartsfield-Jackson Atlanta International Airport:

Situated 20 miles away, providing convenient access to domestic and international destinations worldwide.





4820 NORTH CHURCH LANE SE

ATLANTA, GA 30339

PROPERTY HIGHLIGHTS

Total Size:	104,391 SF
Total Office:	8,500 SF
Total Warehouse:	95,891 SF
Loading:	Fifteen (15) Dock High Doors Three (3) Drive-In Ramps
Clear Height:	24'
Available:	Immediately
Location:	+/- 0.8 miles from I-285 +/- 4 miles from I-75 +/- 7.5 miles from I-20 +/- 8 miles from I-85 +/- 20 miles from Atlanta Airport



CONTACT INFORMATION



ANDY HEAD

Office: (404) 595 - 1466

Cell: (404) 713 - 4601

ahead@apexindustrialre.com

