

**Reduced Price!**

Oyster Point Biotech Cluster

**Colliers**

For Sale or Lease

915 Airport Boulevard  
South San Francisco | California

Caltrain TOD Opportunity  
T3C Zoning | ±0.66 Acres

Accelerating Success.

**Curt Allen**

Vice President  
916 563 3019  
curt.allen@colliers.com  
CA Lic. 01959536

**Tony Park**

Senior Vice President  
510 433 5824  
tony.park@colliers.com  
CA Lic. 01961368

**Eric Ortiz**


Executive Vice President  
916 563 3095  
eric.ortiz@colliers.com  
CA Lic. 01821549

# The Offering

Colliers is pleased to present for sale or lease, 915 Airport Blvd. (the "Property" or "915 Airport") in South San Francisco, CA. The Property presents an exciting opportunity to acquire  $\pm 28,750$  square feet ( $\pm 0.66$  acres) of land with close proximity to Oyster Point, the world's largest biotech and life sciences cluster with 250+ companies occupying 12 million square feet.

915 Airport is zoned T3C allowing up to 60 units per acre at a maximum FAR of 2.25 with a 50-foot height limit and a 65% maximum lot coverage ratio. The Property is a strong candidate for LIHTC affordable housing development with multiple state senate and assembly bills applicable to the Property.

The Property was previously approved for a 115-room upscale hotel totaling 79,159 square feet, including a ground floor restaurant/lounge area, a 78-car parking garage, and convenient passenger drive-up and drop-off loading area.



# Property Overview

**\$4,625,000**  
Reduced Offering Price

<b>Property Address</b>	915 Airport Boulevard South San Francisco, CA 94080
<b>APN</b>	012-080-760
<b>Land Area</b>	±28,750 SF (±0.66 Acres)
<b>Zoning</b>	Transect 3 Corridor (T3C)
<b>GP Land Use</b>	Low Density Mixed Use
<b>Site Configuration</b>	Trapezoidal
<b>Site Condition</b>	Vacant, undeveloped
<b>Frontage</b>	±162 feet on Airport Boulevard



## Development Potential

<b>Min. Density</b>	20 units/acre
<b>Max Density</b>	60 units/acre No limit (per AB 1763)
<b>Max Height</b>	50 feet 83 feet (per AB 1763)
<b>Min FAR</b>	1.50
<b>Max FAR</b>	2.25
<b>Max Lot Coverage Ratio</b>	65%

[View Full T3 Neighborhood Zoning District \(T3C\)](#)

## Affordable Housing LIHTC Opportunity

<b>CTCAC/HCD Opportunity Area</b>	Moderate Resource
<b>DDA/QCT</b>	QCT
<b>Major Transit Stop</b>	Within 0.5 miles to South San Francisco Caltrain Station

Lease Rate: \$20,000/MO (NNN)

# Property Overview

## Previous Hotel Entitlements

[View Project Drawings](#)

<b>Total Rooms</b>	115 rooms
<b>Total Square Footage</b>	79,159 SF
<b>Number of Floors</b>	5 above grade, 2 below grade
<b>Typical Floor Plate</b>	12,373 SF
<b>FAR</b>	2.0

## Schools

### Schools

Marin Elementary School  
Parkway Heights Middle School  
South San Francisco High School

## Services

<b>Police</b>	City of South San Francisco
<b>Fire</b>	City of South San Francisco
<b>Water</b>	Cal Water
<b>Sewer</b>	City of South San Francisco
<b>Storm Water</b>	City of South San Francisco
<b>Trash</b>	South San Francisco Scavenger Company, Inc.
<b>Gas</b>	PG&E
<b>Electricity</b>	PG&E
<b>Telecommunications</b>	Astound, AT&T, Sonic, Xfinity

Accelerating Success.



② NORTH ELEVATION



② SOUTH ELEVATION



# Property Highlights

## Property Highlights

- 100+ unit development potential as LIHTC affordable housing project
- Newly constructed apartment communities achieving \$4-5 per square foot rents.
- Proximity to major employment centers in Downtown San Francisco and Downtown San Mateo
- 13-min express train ride from South San Francisco to Downtown San Francisco
- 20-min train ride from South San Francisco to Downtown San Mateo
- Proximity (3 miles) to San Francisco International Airport
- Close distance to Downtown San Francisco
- Walking distance to Downtown South San Francisco



# Investment Highlights

## Proximity to Major Biotech Companies

Oyster Point is home to a number of biotech and pharmaceutical companies, including Genentech, Amgen, and Theravance Biopharma. This concentration of top biotech companies offers a unique investment opportunity for those looking to capitalize on the growing demand for biotech research and development in the Bay Area.

## Growing Business Environment

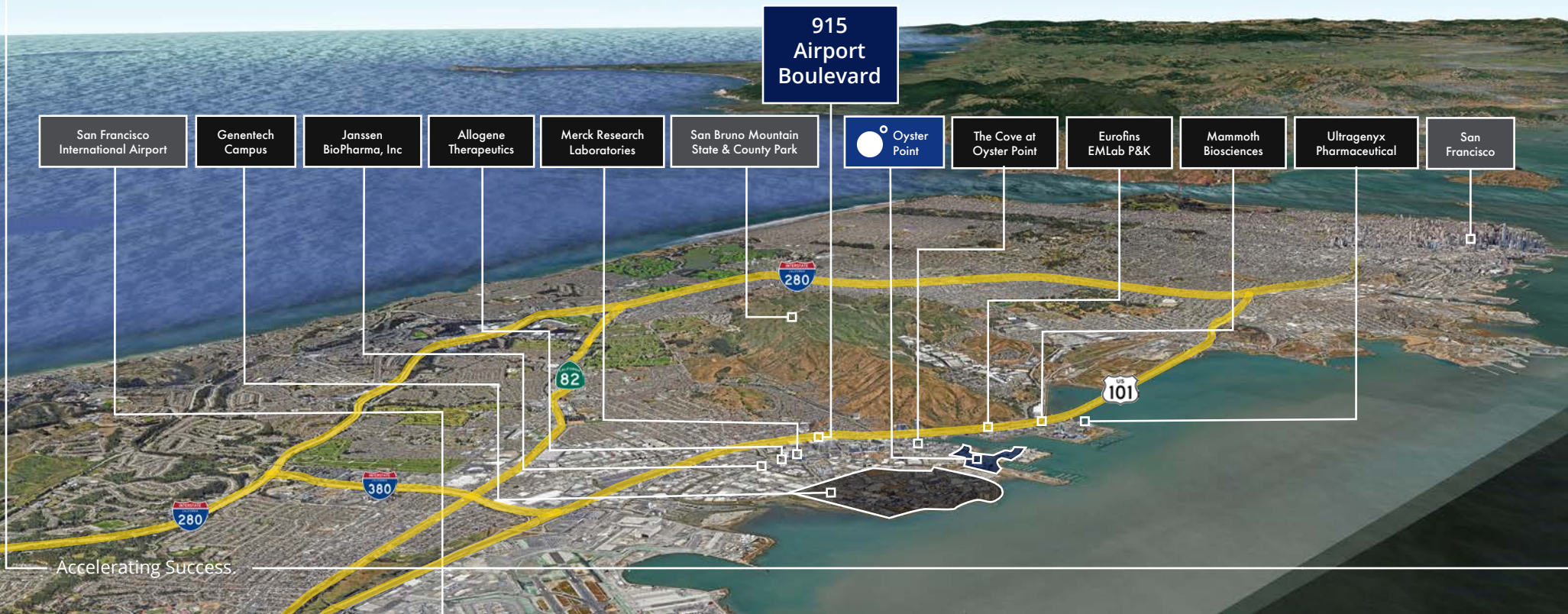
The biotech industry in South San Francisco has been growing rapidly in recent years, with many companies expanding and investing in the area. This growth has led to an increase in demand for office and lab space, creating a strong commercial real estate market in Oyster Point.

## Access to Top Talent


With its proximity to major biotech companies and research institutions, Oyster Point attracts a highly skilled workforce, making it an attractive location for businesses looking to recruit top talent. This provides an opportunity for investors to capitalize on the growing demand for high-quality office and lab space in the area.

## Waterfront Location

Oyster Point's waterfront location offers a unique investment opportunity, particularly for those interested in developing or investing in commercial and residential real estate. The area offers stunning views of the San Francisco Bay, as well as recreational opportunities like boating, fishing, and hiking, which can enhance the appeal of any investment in the area.



# Oyster Point Market Snapshot



**#1**

cluster in the World and first in venture, NIH, and angel funding, and first in the number of patients.



**5,000,000 MSF**

South San Francisco has approved another five million square feet of life science related development that can be built now.




**\$360,000,000**

total funding. South San Francisco companies received 24 VC funding awards for early stage, later stage and expansion research.



**46,000+**

people are employed in various companies and academia in the area.



**LARGEST**

Biotech cluster in the world




**20,000**

of the employees in the area work for bioscience in over 150 different companies.

# Location Snapshot




The city is close to the world's major research universities, UC San Francisco, Stanford & UC Berkeley.



2 minutes to San Francisco International Airport (SFO)



The City of South San Francisco has invested over \$250 million dollars to build public improvements.



Ample highways, railways, ocean cargo links and three international airports.



Just minutes away from one of the most iconic cities in the world, and close to Napa Valley, beaches and skiing.



Close to an abundance of amenities such as restaurants, boutique shops & entertainment centers.

# South San Francisco Market Overview

## South San Francisco Market Overview

<b>Population</b>	65,397 (2025, Source: The Mercury News)
<b>Median HH Income</b>	\$135,909 (Source: WorldPopulationReview.com)
<b>Median Age</b>	42.4 (Source: WorldPopulationReview.com)
<b>Median Home Price (Diamond Heights / Peck's Lot)</b>	\$1,325,000 (Source: Redfin)
<b>Unemployment</b>	3.8%
<b>Businesses (5-mile Radius)</b>	11,444
<b>Employment (5-mile Radius)</b>	148,135

## South San Francisco 10 Largest Employers

<b>Company</b>	<b># Employees</b>
<b>Genentech</b>	8,632
<b>Kaiser Permanente</b>	1,000 - 4,999
<b>AbbVie</b>	1,000
<b>South San Francisco Unified School District</b>	857
<b>Costco Wholesale</b>	834
<b>Life Technologies Corporation</b>	622
<b>Amgen</b>	600
<b>Verily Life Sciences</b>	555
<b>City of South San Francisco</b>	500+
<b>Amazon.com Services, Inc</b>	425




# Demographics

## South San Francisco

	1 MILE	3 MILES	5 MILES
<b>POPULATION</b>			
2010 Total Population	15,182	76,970	368,038
2024 Total Population	17,188	84,557	384,286
2029 Total Population (Projected)	17,852	86,097	390,457
2024 Total Daytime Population	21,968	102,286	320,958
<b>HOUSEHOLDS</b>			
2010 Households	4,624	26,178	114,182
2024 Households	5,346	28,487	120,313
2029 Households (Projected)	5,492	28,532	120,761
<b>HOUSEHOLD INCOME</b>			
2024 Median Household Income	\$98,244	\$121,438	\$118,676
2029 Median Household Income (Projected)	\$117,935	\$144,216	\$142,040
<b>HOUSING UNITS</b>			
2024 Housing Units	5,690	29,811	127,268
Owner Occupied	38.1%	49.4%	53.5%
Renter Occupied	55.9%	46.2%	41.0%
2029 Housing Units (Projected)	5,820	30,032	128,800
Owner Occupied	37.1%	48.9%	52.8%
Renter Occupied	57.3%	46.1%	41.0%
<b>EDUCATION</b>			
2024 Population 25+ and Over	12,421	62,789	288,818
HS and Associates Degrees	28.2%	28.5%	27.0%
Bachelor's Degree or Higher	35.9%	41.7%	41.3%
<b>PLACE OF WORK</b>			
2024 Businesses	1,214	4,538	11,444
2024 Employees	14,260	58,903	128,194

Accelerating Success.





915  
Airport  
Boulevard

**Curt Allen**

Vice President

916 563 3019

[curt.allen@colliers.com](mailto:curt.allen@colliers.com)

CA Lic. 01959536

**Tony Park**

Senior Vice President

510 433 5824

[tony.park@colliers.com](mailto:tony.park@colliers.com)

CA Lic. 01961368

**Eric Ortiz**

Executive Vice President

916 563 3095

[eric.ortiz@colliers.com](mailto:eric.ortiz@colliers.com)

CA Lic. 01821549



This document/email has been prepared by Colliers for advertising and general information only. Colliers makes no guarantees, representations or warranties of any kind, expressed or implied, regarding the information including, but not limited to, warranties of content, accuracy and reliability. Any interested party should undertake their own inquiries as to the accuracy of the information. Colliers excludes unequivocally all inferred or implied terms, conditions and warranties arising out of this document and excludes all liability for loss and damages arising there from. This publication is the copyrighted property of Colliers and /or its licensor(s). © 2026. All rights reserved. This communication is not intended to cause or induce breach of an existing listing agreement. Colliers International Group Inc.