

2000 CAROLINA PINES DRIVE, BLYTHEWOOD, SC

±311,284 SF

FOR LEASE

INDUSTRIAL
BUILDING



SOUTHEAST
INDUSTRIAL PROPERTIES

LEASE RATE:
\$6.00 NNN

VIRTUAL TOUR

ricohtours.com

PROPERTY HIGHLIGHTS

- Building area:
±472,215 SF TOTAL
Office space: 58,761 SF
- Availability:
- ±311,284 SF available
- includes ±28,740 SF of office space
- Site: ±100 acres
- Clear height: 30'
- Dimensions: 1092' x 406'
- Column spacing: 50' on center
- Foreign-Trade Zone [learn more >](#)
- Cranes: (2) 10-ton bridge cranes
- Construction:
Roof | Built up on metal deck
Floors | 6" and 4" concrete, carpet, VCT and tile
Walls | Insulated pre-cast concrete, metal siding, channel frame construction
- Power:
8 MW total
(2) 2500 KVA and (2) 1500 KVA transformers

Colliers

CHUCK SALLEY, SIOR

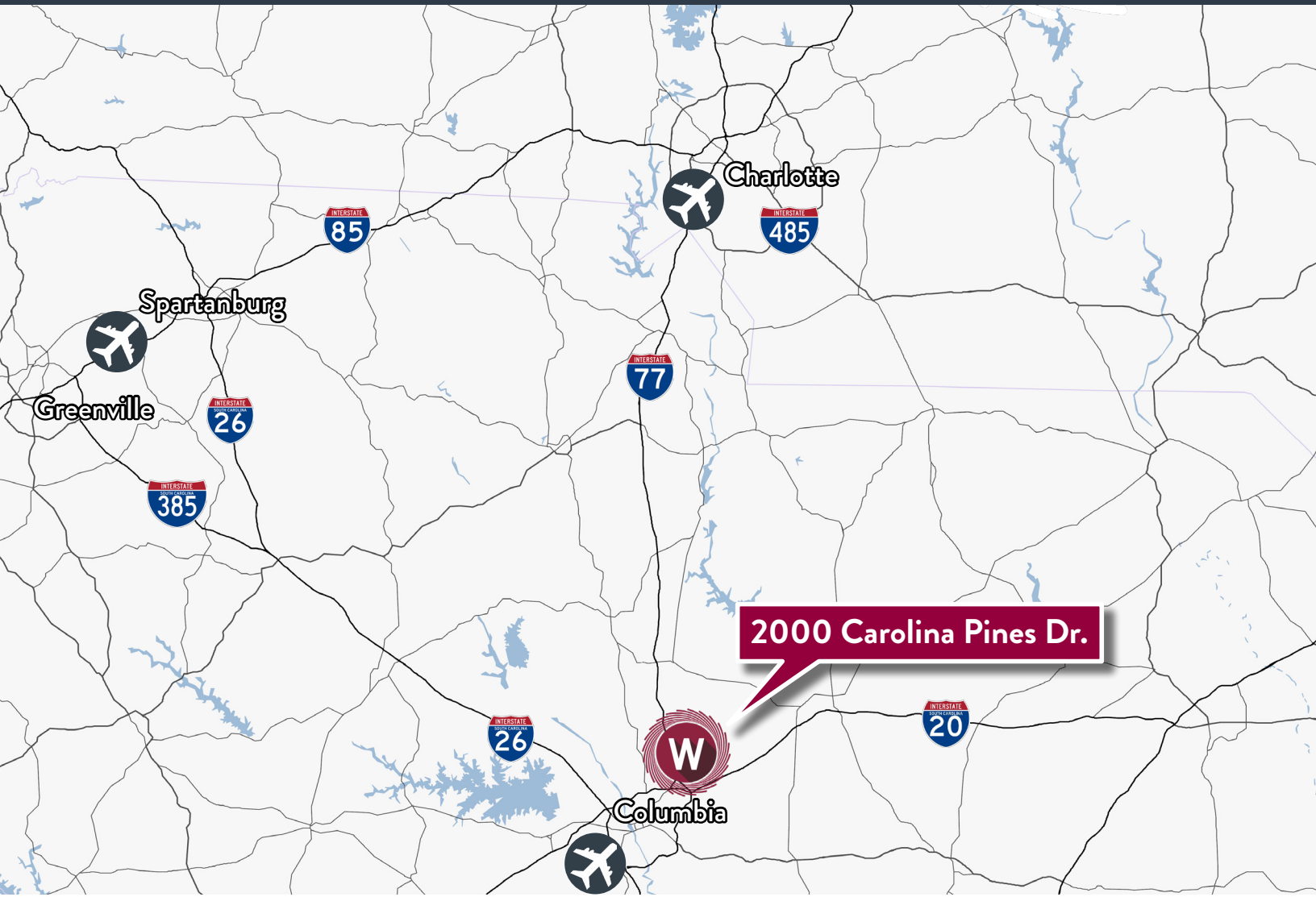
Managing Director
+1 803 401 4266
chuck.salley@colliers.com

THOMAS BEARD, SIOR

Vice President
+1 803 401 4247
thomas.beard@colliers.com

JOHN PEEBLES, SIOR

Vice President
+1 803 401 4226
john.peebles@colliers.com



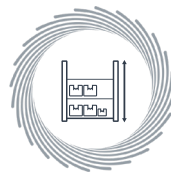
THE AREA

Richland County offers a low cost of living and is one of the fastest growing metropolitan areas in the nation. The space is ideally positioned approximately 3 miles from Scout Motors' future ±1,600-acre manufacturing plant in Blythewood, SC. This \$2 billion facility will provide new opportunities for warehouse/distribution and/or manufacturing.

DISTANCE

Interstate 77	±.7 miles
Scout Motors	±3 miles
Interstate 20	±11.3 miles
Interstate 26	±18.3 miles
Columbia Metropolitan Airport	±26.8 miles
Charleston International Airport	±125 miles
Port of Charleston	±136 miles

PROPERTY FEATURES



CLEAR HEIGHT
30'



SPRINKLERS
100% wet pipe
+ 243,097 SF of
ESFR protection



HVAC
Trane Intellipak
and Voyager RTUs
(8-30 ton)
Constant volume/
VAV



DOCKS
24 dock doors
2 ramp doors



UTILITIES
Natural gas:
Dominion Energy |
Water/sewer: City
of Columbia



LIGHTING
T-5 and T-12
fluorescent
fixtures



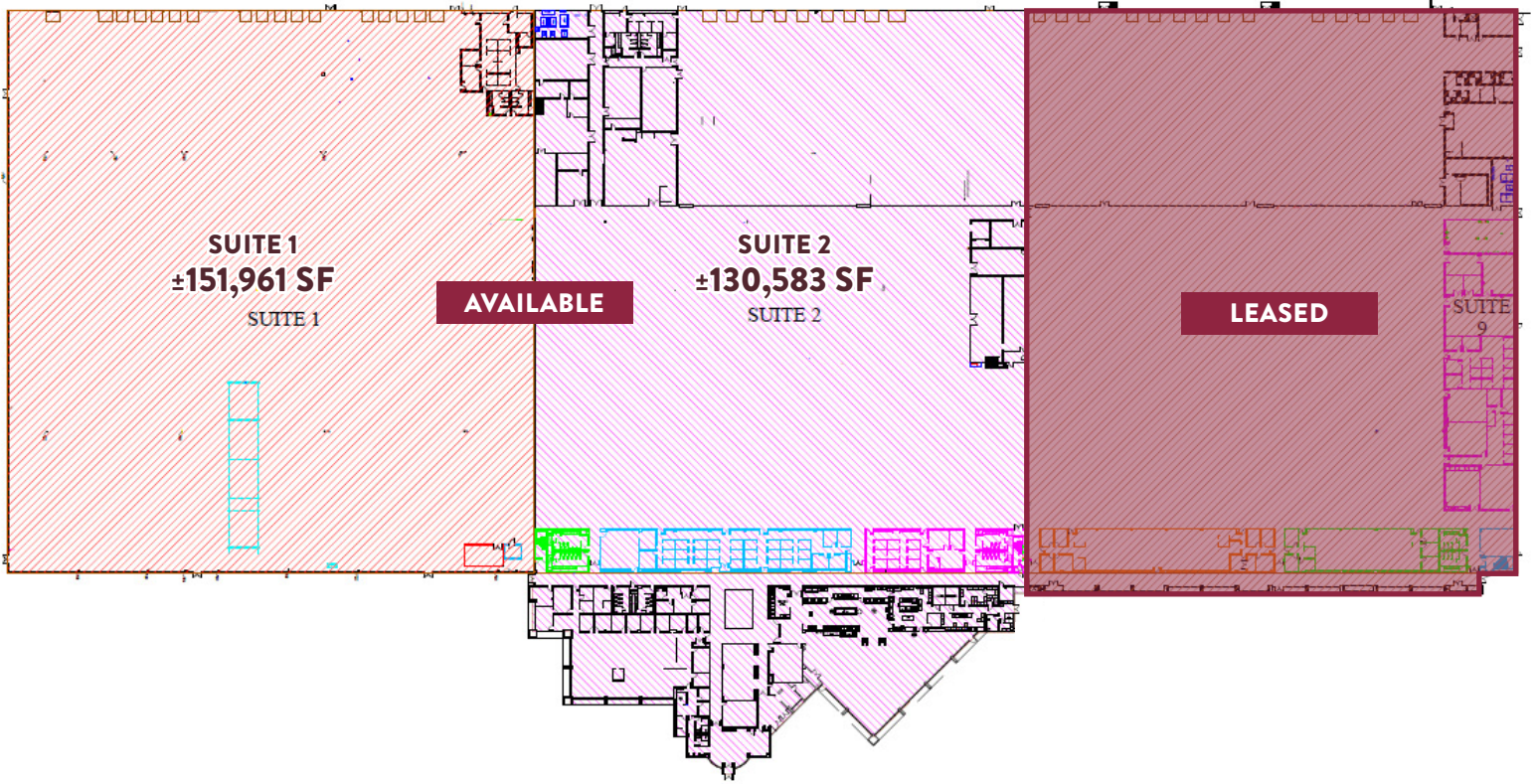
FOR LEASE | 2000 CAROLINA PINES DRIVE, BLYTHEWOOD, SC

VIRTUAL TOUR 

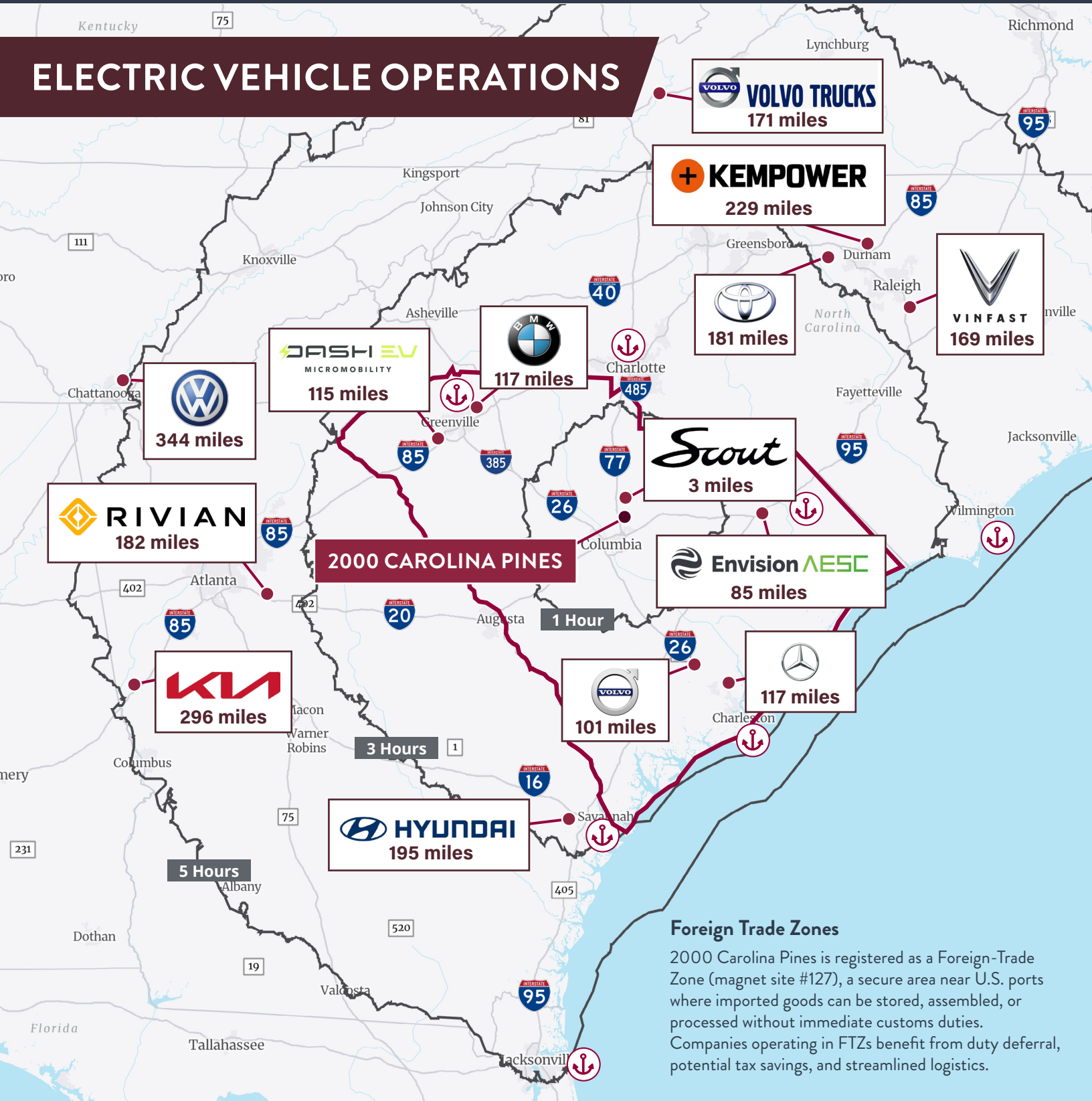
ricotours.com

1 DRIVE-IN DOOR &
16 DOCK DOORS

1 DRIVE-IN DOOR &
8 DOCK DOORS



ELECTRIC VEHICLE OPERATIONS



PORT DISTANCES

Inland Port Charlotte: ±87 miles
 Inland Port Dillon: ±107 miles
 Inland Port Greer: ±119 miles

Port of Charleston: ±131 miles
 Port of Savannah: ±175 miles
 Port of Wilmington: ±206 miles
 JAXPORT: ±303 miles



Colliers

CHUCK SALLEY, SIOR
 Managing Director
 +1 803 401 4266
 chuck.salley@colliers.com

THOMAS BEARD, SIOR
 Vice President
 +1 803 401 4247
 thomas.beard@colliers.com

JOHN PEBBLES, SIOR
 Vice President
 +1 803 401 4226
 john.pebbles@colliers.com

This document has been prepared by Colliers International for advertising and general information only. Colliers International makes no guarantees, representations or warranties of any kind, expressed or implied, regarding the information including, but not limited to, warranties of content, accuracy and reliability. Any interested party should undertake their own inquiries as to the accuracy of the information. Colliers International excludes unequivocally all inferred or implied terms, conditions and warranties arising out of this document and excludes all liability for loss and damages arising there from. This publication is the copyrighted property of Colliers International and/or its licensor(s). ©2026. All rights reserved.



Providing homes for businesses by finding solutions that create value.