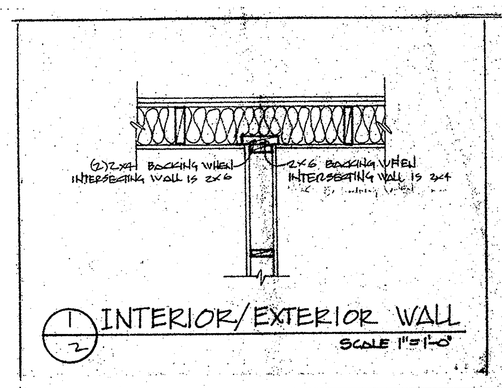

1/2 INTERIOR/EXTERIOR WALL
SCALE 1"=1'-0"



2/2 CORNER STUD
SCALE 1"=1'-0"

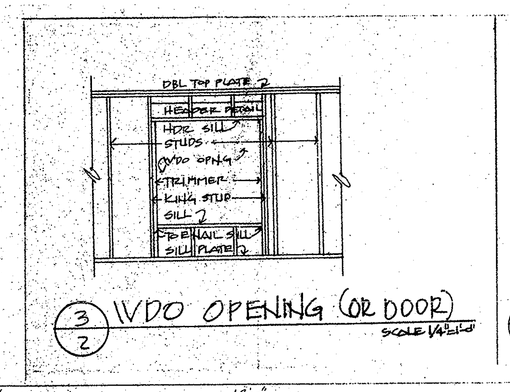

3/2 WDO OPENING (OR DOOR)
SCALE 1/4"=1'-0"

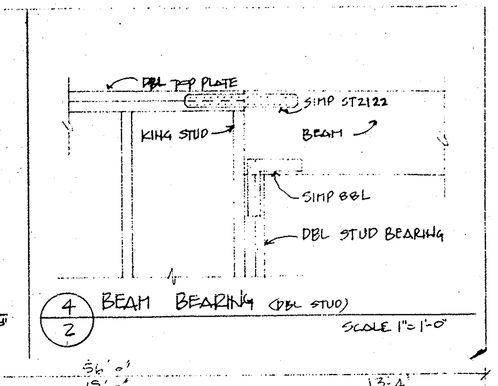

4/2 BEAM BEARING (DBL STUD)
SCALE 1"=1'-0"

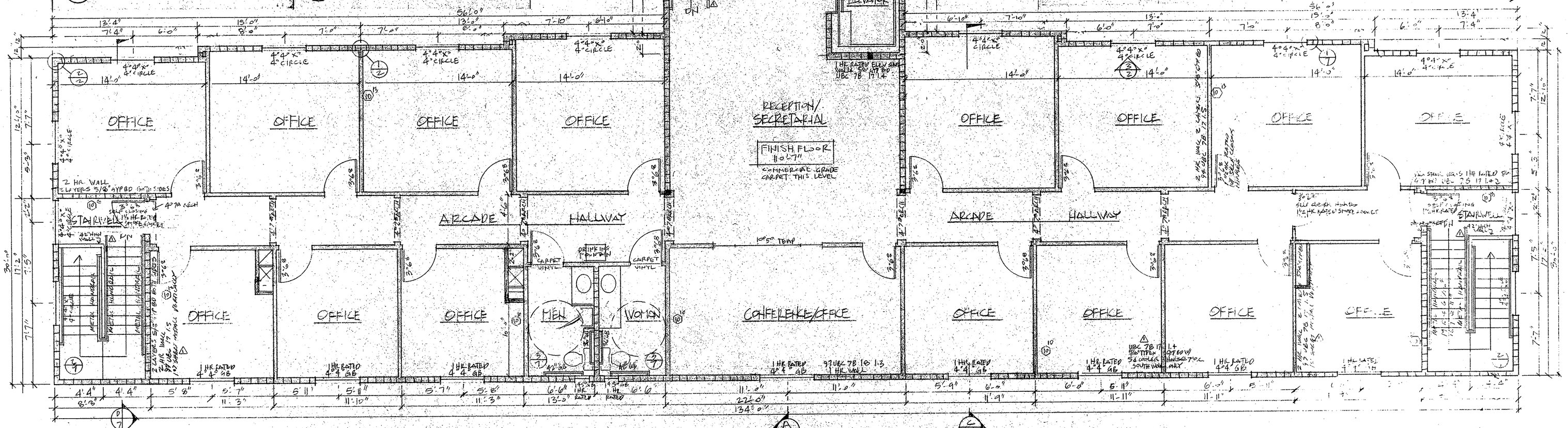

UPPER LEVEL 3890 SQ.FT.

BRACED WALL PANELS

1. NORMAL PAN CONTINUOUS DIAGONAL BRACES LET INTO TOP AND BOTTOM PLATES AND INTERMEDIATE STUDS, PLACE AT AN ANGLE NOT MORE THAN 45 DEGREES OR LESS THAN 30 DEGREES FROM HORIZONTAL, AND ATTACHED TO THE FRAMING IN CORRESPONDENCE WITH TABLE 25-1-B OF THE 1994 UBC (UNIFORM BUILDING CODE). PLACE ONE (1) DIAGONAL BRACE ON EACH SIDE OF WOOD FRAMED WALL.

2	1/2" PLWD OR OSB	NAILED W/ 10d	COMMON @ 2" O.C. EDGE	12" O.C. FIELD	BLOCK ALL EDGES
3	1/2" PLWD OR OSB	NAILED W/ 8d	COMMON @ 3" O.C. EDGE	12" O.C. FIELD	BLOCK ALL EDGES
4	1/2" PLWD OR OSB	NAILED W/ 6d	COMMON @ 3" O.C. EDGE	12" O.C. FIELD	BLOCK ALL EDGES
5	1/2" PLWD OR OSB	NAILED W/ 6d	COMMON @ 4" O.C. EDGE	12" O.C. FIELD	BLOCK ALL EDGES
6	1/2" PLWD OR OSB	NAILED W/ 6d	COMMON @ 6" O.C. EDGE	12" O.C. FIELD	BLOCK ALL EDGES
7	1/2" PLWD OR OSB	NAILED W/ 6d	COMMON @ 8" O.C. EDGE	12" O.C. FIELD	BLOCK ALL EDGES
8	1/2" GYP BD BOTH SIDES	NAILED W/ 6d COOLER NAILS	4" O.C. EDGE	AND FIELD	BLOCK ALL EDGES
9	1/2" GYP BD BOTH SIDES	NAILED W/ 6d COOLER NAILS	7" O.C. EDGE	AND FIELD	BLOCK ALL EDGES
10	1/2" GYP BD BOTH SIDES	NAILED W/ 6d COOLER NAILS	7" O.C. EDGE	AND FIELD	BLOCK ALL EDGES

* DENOTES END LENGTH

5/2 ACCESSIBLE ACCESSORIES
NTS

TYPICAL NOTES FOR FLOOR PLAN

- 2x4 STUD WALL @ 16" O.C.
- 2x6 STUD WALL @ 16" O.C.
- 8" CMU OR POURED CONC.

1. PROVIDE $ _____ KITCHEN APPLIANCE ALLOWANCE.
2. PROVIDE $ _____ FRONT DOOR ALLOWANCE
3. PROVIDE THE FOLLOWING:
   - DOOR STOPS FOR ALL DOORS.
   - LOOC SETS SELF CLOSING HINGS FOR ALL EXTERNAL DOORS SINGLE METAL LEVER
   - PENNACT LATCHES FOR ALL BATH & TOILETS
   - PROVIDE BURLY VISIBLE DURABLE SIGN W/ CONTRASTING BACKGROUND W/ RAISED LETTERS THE DOOR TO REMAIN LOCKED WHEN BUSINESS NOT IN ENTERING ROOMS
4. PROVIDE BLOCKING BETWEEN STUDS WHERE KNOBS WILL HIT WALL.
5. UNDER CUT DOORS REQUIRED FOR ADEQUATE RETURN AIR; VERIFY WITH MECHANICAL CONTRACTOR.
6. ALL CONSTRUCTION SHALL COMPLY WITH ALL APPLICABLE CODE IF DETAILED OR NOT.
7. THE SHUTR WALL FRAME BE 1 HOUR RATED 94 UBC 78 19.13 2x6 BOTTOM STUDS
8. EXTERIOR SHEATHING SHALL BE NAILED W/ 6d NAILS AT 4" O.C. EDGE, 12" O.C. FIELD.
9. NOTIFY DESIGNER OF ANY CHANGES OR DISCREPANCY OF DIMENSIONS SHOWN.
10. DURING CONSTRUCTION ADEQUATELY BRACE ALL WALLS & FRAMING MEMBERS.
11. INSULATE THE FOLLOWING
    - ALL EXTERNAL WALLS.
    - WALLS BETWEEN HEATED SPACE & NON HEATED SPACE.
    - SKYLIGHT & DORMER WELLS
    - SOUND INSULATE AROUND MASTER SUITE AND ALL BATHROOMS
12. FOAM & CAULK AROUND ALL DOOR & WINDOW VOIDS WITH EXPANDABLE FOAM.
13. SEAL AROUND ALL DOOR & WINDOW OPENINGS WITH A MOISTURE BARRIER
14. ALL TILE FLOORS OVER WOOD TO HAVE WONDERBOARD UNDERLAYMENT.
15. PROVIDE (2) 2A10BC FIRE EXTINGUISHERS CENTRALLY LOCATED ON EACH FLOOR. MOUNTED NOT HIGHER THAN 5' A.F.F.
16. ALL CORNERS SHALL HAVE ROUNDED METAL DRYWALL CORNERS.
17. PROVIDE FIRE BD WITHIN 2' OF TOILETS
18. ALL SHELVES SHOWN ARE PAINT GRADE UNLESS OTHERWISE NOTED.
19. PROVIDE WEATHER STRIPPING, SWEEPS & THRESHOLDS FOR ALL EXTERIOR DOORS & DOORS ADJACENT TO UNHEATED SPACE & MECHANICAL ROOMS.
20. THESE DOCUMENTS AND THE INFORMATION HEREIN RELATING TO "DISTINCTIVE HOMES" PLANS HAVE BEEN FURNISHED IN CONFIDENCE FOR THE PRIVATE USE OF AUTHORIZED PERSONNEL. NO PART HEREOF SHALL BE COPIED, DUPLICATED, DISTRIBUTED, DISCLOSED OR MADE AVAILABLE TO OTHERS OR USED TO ANY EXTENT WHATSOEVER EXCEPT AS EXPRESSLY AUTHORIZED IN WRITING BY "DISTINCTIVE HOMES". ANY PERSON, FIRM, OR CORPORATION RECEIVING THIS DOCUMENT, HOWEVER OBTAINED SHALL BY VIRTUE HEREOF BE DEEMED TO HAVE AGREED TO THE FORGOING RESTRICTIONS.

© COPYRIGHT

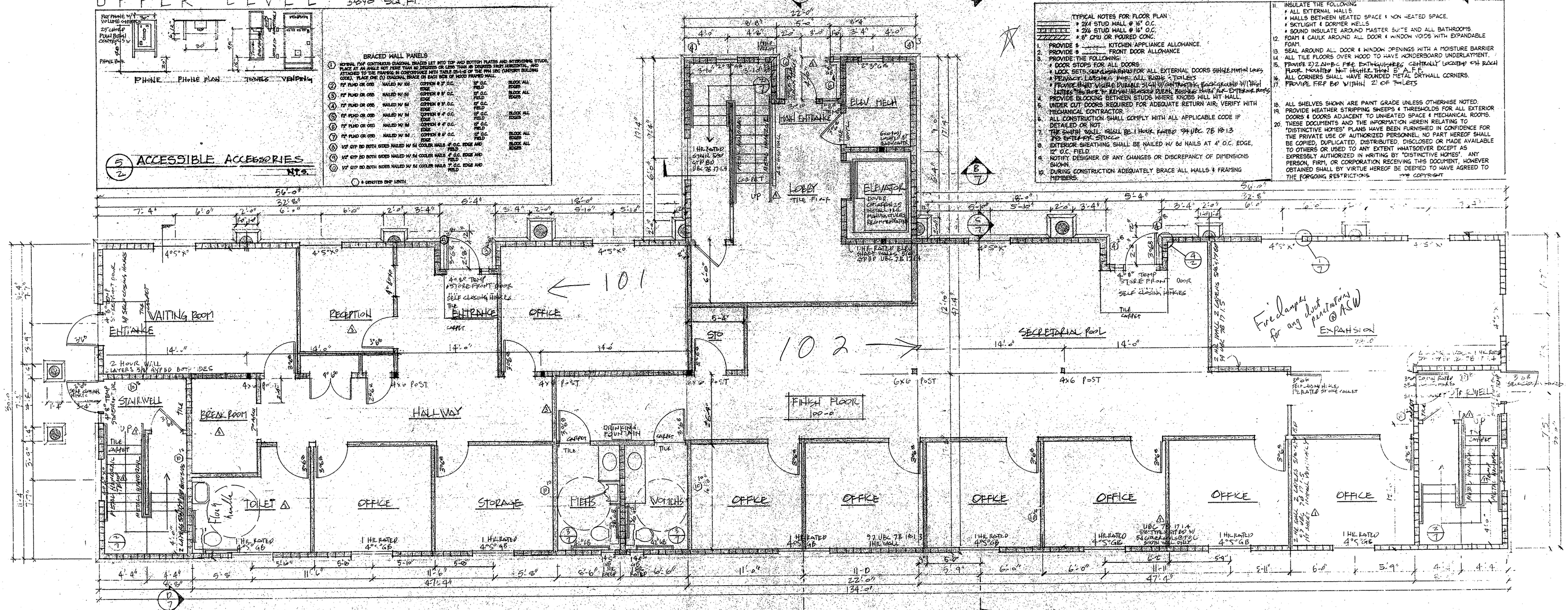

MAIN LEVEL 4390 SQ.FT.

SCALE 1/4"=1'-0"

1	04/01/99	TCT
2	11/4/99	TCT
3	12/3/99	TCT

DISTINCTIVE HOMES

REGISTERED ARCHITECT
23526
THOMAS CHARLES TERRY
ARIZONA, U.S.A.

Prescott Executive Suites

APPROVED 1/7/2000

PZ001L057

7/22/99

Prescott Executive Suites
1818 N. Montana
Prescott, AZ