

300 Jubilee DRIVE

Up to
64K SF

~12K SF
Contemporary
Office Space

~24K SF
Manufacturing
Warehouse Space

~28K SF
High-Bay
Warehouse

Highly Versatile Space in Campus Setting

Lincoln

300 Jubilee Drive
Peabody, MA 01960





300 Jubilee Drive

High End Curb Appeal
Full Glass Curtain Wall

Strong 1.5/1,000
Parking Ratio




6
Loading Bays

Clear Height
up to 28'

Easy Access to
Route 128 & Route 1

Fully Conditioned
Space

Tree lined patio with
outdoor dining furniture





Up to
64K SF

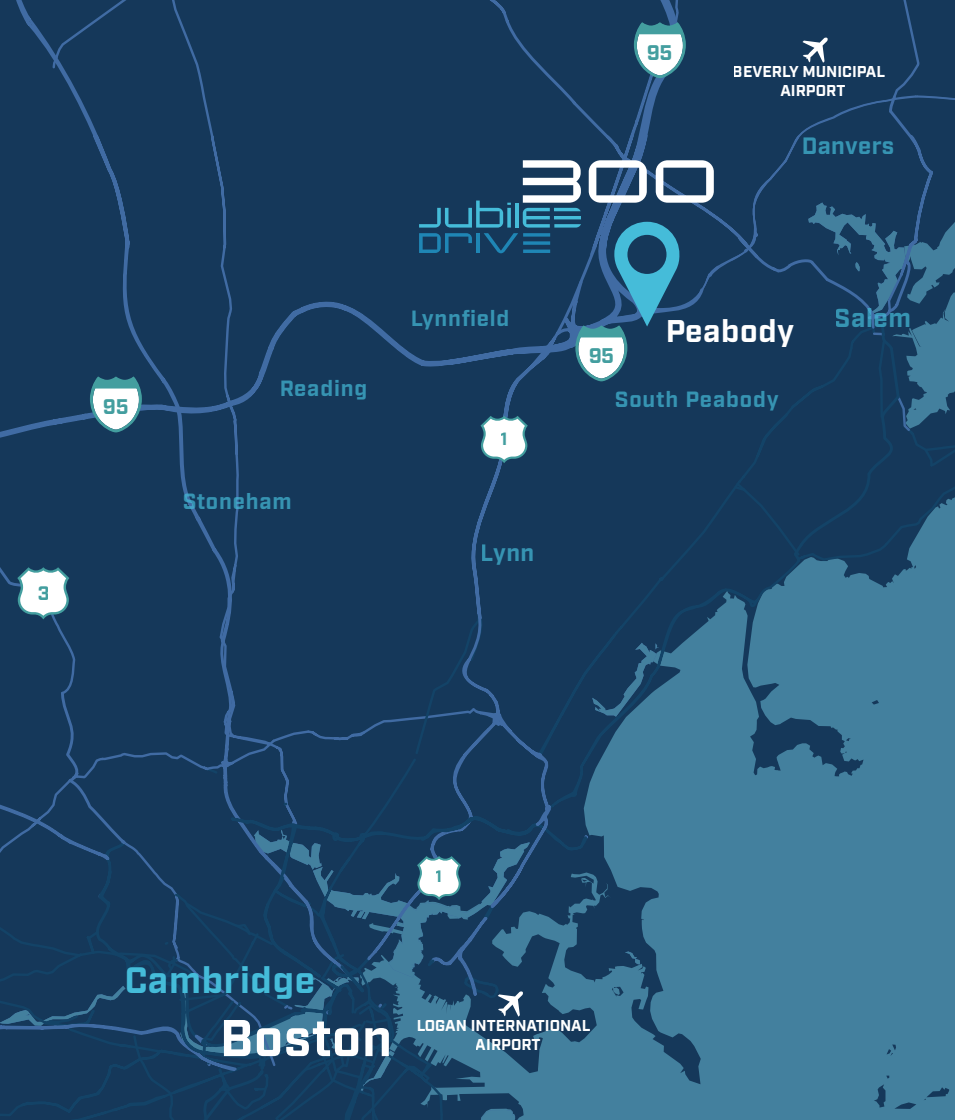


LEASED

~28K SF
High-Bay
Warehouse

~12K SF
Office
Space

~24K SF
Manufacturing
Warehouse



300
Jubilee Drive

Driving Times

I-95	2 min.
Route 1	4 min.
I-93	14 min.
Route 3	19 min.
Cambridge	23 min.
I-495	24 min.
Boston	25 min.
New Hampshire	30 min.



Leasing information

ROB CRONIN
rcronin@lpc.com
617.951.4147

Lincoln Property Company
53 State Street, Boston, MA 02109
www.lpc.com

Lincoln