

JUPITER COMMERCE PARK

840 JUPITER PARK DRIVE, JUPITER, FL 33458



Flex Property For Lease



PROPERTY DESCRIPTION

840 Jupiter Park Drive is a 16,796 SF concrete block building, built in 1986. It is comprised of 9 tenant suites with attractive glassfront entrances and grade level overhead doors in back of each unit. The building is very well maintained and is a mix of office and warehouse space, catering to tenants serving the local area. 2026 Operating Expense is \$8.86/SF.

PROPERTY HIGHLIGHTS

- 16,895 SF office/warehouse/flex building
- Attractive glassfront entrances
- Rear, grade level overhead doors in each suite
- Numerous nearby amenities
- Located in Jupiter Park of Commerce, with immediate access to I-95 and the Florida Turnpike

LOCATION DESCRIPTION

Located in Jupiter Park of Commerce, just west of Central Blvd, east of I-95, and just south of Indiantown Road in Jupiter, FL. Jupiter Park of Commerce is an upscale industrial/office park that benefits from several nearby amenities, and is minutes from I-95 and the Florida Turnpike.

OFFERING SUMMARY

Lease Rate:	\$18 SF/yr (NNN)
Available SF:	1,600 SF
Lot Size:	1.4 Acres
Building Size:	16,796 SF

SPACES	LEASE RATE	SPACE SIZE
104	\$18.00 SF/yr	1,600 SF



Ryan R. Dinsdale, CCIM
561.504.6169
rdinsdale@kdcre.com

Kevin Buckley
919.830.7598
kbuckley@kdcre.com

JUPITER COMMERCE PARK

840 JUPITER PARK DRIVE, JUPITER, FL 33458



Flex Property For Lease



AVAILABLE SPACES

SUITE	TENANT	SIZE (SF)	LEASE TYPE	LEASE RATE	DESCRIPTION
104	Available	1,600 SF	NNN	\$18.00 SF/yr	AC'd office space with reception area up front, two private offices, restroom, and a warehouse space with grade level overhead door in back. Fully ac'd warehouse.




Ryan R. Dinsdale, CCIM
561.504.6169
rdinsdale@kdcre.com

Kevin Buckley
919.830.7598
kbuckley@kdcre.com

JUPITER COMMERCE PARK

840 JUPITER PARK DRIVE, JUPITER, FL 33458



Flex Property For Lease

LEASE RATE

\$18 SF/YR

LOCATION INFORMATION

Building Name	Jupiter Commerce Park
Street Address	840 Jupiter Park Drive
City, State, Zip	Jupiter, FL 33458
County/Township	Palm Beach
Market	Jupiter MSA
Side Of Street	North
Road Type	Paved
Market Type	Medium
Nearest Highway	Interstate 95 & Florida Turnpike
Nearest Airport	Palm Beach International Airport

BUILDING INFORMATION

Building Size	16,796 SF
Price / SF	-
Year Built	1986
Tenancy	Multiple
Number Of Floors	1
Load Factor	Yes
Construction Status	Existing
Free Standing	Yes

PROPERTY DETAILS

Property Type	Industrial
Property Subtype	Flex Space
Zoning	I-1
Lot Size	1.4 Acres
APN#	30-42-41-09-01-000-0010
Lot Frontage	260
Lot Depth	245
Corner Property	Yes

PARKING & TRANSPORTATION

Parking Type	Surface
Parking Ratio	3.55
Number Of Spaces	60
Parking Description	Free unreserved parking.

UTILITIES & AMENITIES

Security Guard	Yes
Handicap Access	Yes
Freight Elevator	Yes
Broadband	Cable
Centrix Equipped	Yes
Leed Certified	Yes
Power	Yes




Ryan R. Dinsdale, CCIM
561.504.6169
rdinsdale@kdcre.com


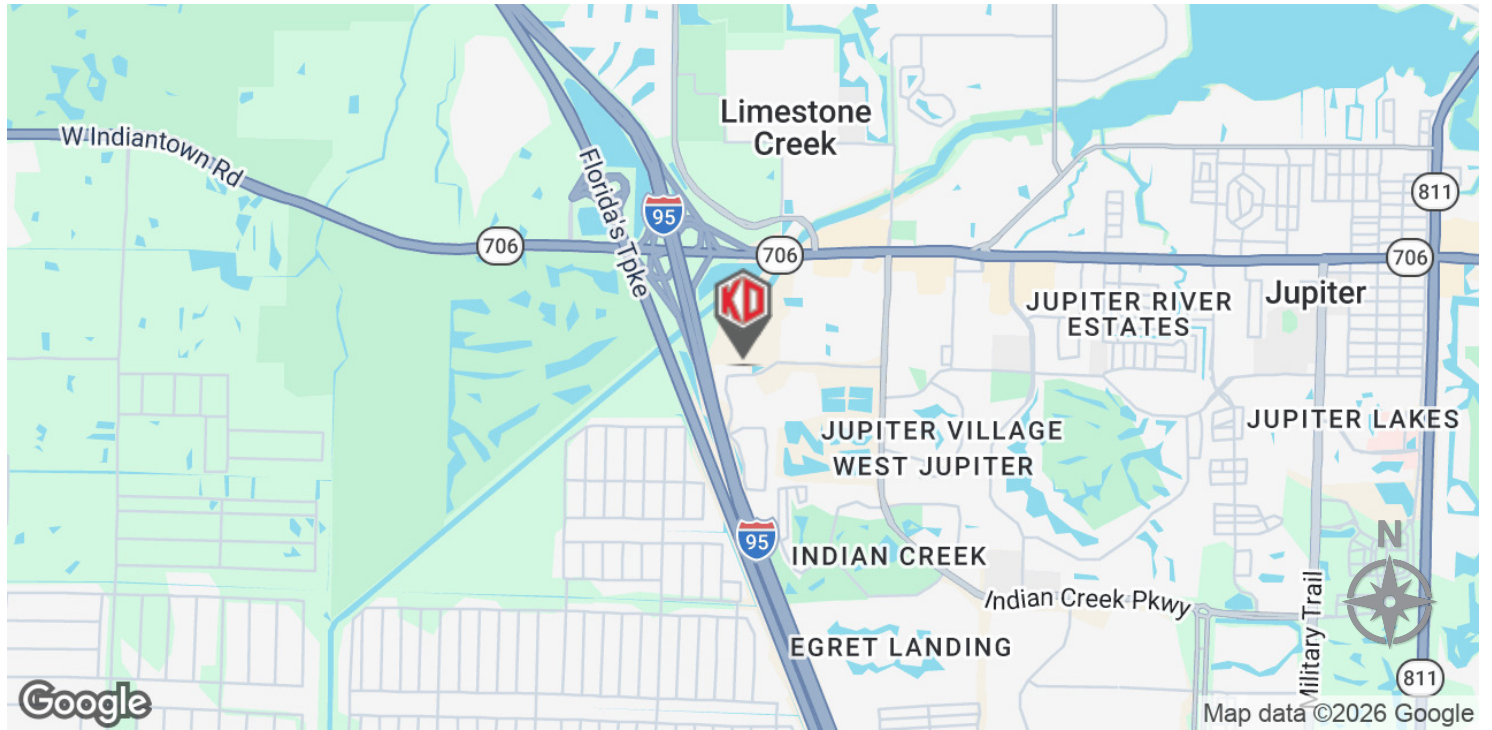
Kevin Buckley
919.830.7598
kbuckley@kdcre.com

JUPITER COMMERCE PARK

840 JUPITER PARK DRIVE, JUPITER, FL 33458



Flex Property For Lease



Ryan R. Dinsdale, CCIM
561.504.6169
rdinsdale@kdcre.com

Kevin Buckley
919.830.7598
kbuckley@kdcre.com