

CALL FOR OFFERS: JUNE 3RD AT 5PM PT



SPRING DISTRICT

BELLEVUE CBD

SPRING DISTRICT STATION
1.4 MILE WALK

BELRED STATION
0.3 MILE WALK

RADIANCE
TOWER

Radiance Tower

PREMIER HIGH-DENSITY TRANSIT ORIENTED DEVELOPMENT OPPORTUNITY

1801 130th Ave NE, Bellevue, WA 98005





OFFERED EXCLUSIVELY BY

RJ VARA

Senior Vice President
206.584.6195
rvara@northmarq.com
License: WA 135292

JOHN MARKS

Associate Vice President
425.299.8048
jmarks@northmarq.com
License: WA 139009

JACK HINCHCLIFFE

Associate
206.743.6999
jhinchcliffe@northmarq.com
License: WA 24028466

KEVIN ADATTO

License: WA 21038208

DEBT & EQUITY

STUART OSWALD

Managing Director
425.974.1005
soswald@northmarq.com

JACK BELL

Associate Producer
425.974.1058
jbell@northmarq.com

Northmarq

130 Nickerson St, Suite 200
Seattle, WA 98109

northmarq.com

CONFIDENTIALITY AND RESTRICTED USE AGREEMENT

This Confidential Offering Memorandum ("COM") is provided by Northmarq, solely for your consideration of the opportunity to acquire the commercial property described herein (the "Property"). This COM may be used only as stated herein and shall not be used for any other purpose, or in any other manner, without prior written authorization and consent of Northmarq.

This COM does not constitute or pertain to an offer of a security or an offer of any investment contract. This COM contains descriptive materials, financial information and other data compiled by Northmarq for the convenience of parties who may be interested in the Property. Such information is not all inclusive and is not represented to include all information that may be material to an evaluation of the acquisition opportunity presented. Northmarq has not independently verified any of the information contained herein and makes no representations or warranties of any kind concerning the accuracy or completeness thereof. All summaries and discussions of documentation and/or financial information contained herein are qualified in their entirety by reference to the actual documents and/or financial statements, which upon request may be made available. An interested party must conduct its own independent investigation and verification of any information the party deems material to consideration of the opportunity, or otherwise appropriate, without reliance upon Northmarq.

The Property may be financed or withdrawn from the market without notice, and its owner(s) reserve(s) the right to negotiate with any number of interested parties at any time. The Property is offered and sold by its owner(s) as is, where is, and with all faults, without representation or warranty of any kind except for any customary warranties of title.

BY ACCEPTING THIS COM, YOU AGREE THAT: (1) all information contained herein, and all other information you have received or may hereafter receive from Northmarq relating to the Property, whether oral, written or in any other form (collectively, the "Information"), is strictly confidential; (2) you will not copy or reproduce, and claim as your own without attribution to Northmarq, all or any part of this COM or the Information; (3) upon request by Northmarq at any time, you will return and/or certify your complete destruction of all copies of this COM and the Information; (4) for yourself and all your affiliates, officers, employees, representatives, agents and principals, you hereby release and agree to indemnify and hold harmless Northmarq all of its affiliates, officers, employees, representatives, agents and principals, from and with respect to any and all claims and liabilities arising from or related to the receipt or use of this COM and/or any other Information concerning the Property; (5) you will not provide this COM or any of the Information to any other party unless you first obtain such party's acceptance and approval of all terms, conditions, limitations and agreements set forth herein, as being applicable to such party as well as to you; and (6) monetary damages alone will not be an adequate remedy for a violation of these terms and that Northmarq shall be entitled to equitable relief, including, but not limited to, injunctive relief and specific performance, in connection with such a violation and shall not be required to post a bond when obtaining such relief.



TABLE OF
CONTENTS

SECTION 1 Executive Overview	4
SECTION 2 Property Summary	8
SECTION 3 Financial Summary	12
SECTION 4 Market Overview	13





Investment Overview

Radiance Tower is a fully occupied Bellevue office property that offers investors a rare combination of in-place income and immediate redevelopment upside. The site has recently been redesignated to Mixed-Use Residential Highrise (MUR-H) through Bellevue's HOMA framework, materially shifting its highest and best use from legacy office to high-density residential or mixed-use development. Existing leases include redevelopment clauses, allowing a developer to acquire the asset free and clear of encumbrances.



Located near the Spring District and the Sound Transit East Link Extension, Radiance Tower is well positioned within Bellevue's innovation corridor and benefits from convenient access to major regional employment centers. With proximity to employers including Microsoft, Meta, and Amazon, the property presents a compelling redevelopment opportunity in one of the Eastside's most desirable transit-oriented growth locations.

REDESIGNATED ZONING: Mixed-Use Residential Highrise (MUR-H)

LAND SF: 28,235 SF (0.65 Acres)

POTENTIAL UNIT COUNT: 130-200+

DISTANCE TO LIGHT RAIL: 0.3 miles

OCCUPANCY: 100%



SPRING DISTRICT

GLOBAL INNOVATION EXCHANGE

Meta
±1.4M SF LEASED

BELLEVUE CBD | 3.4 MILES AWAY
DIRECT LIGHT RAIL ACCESS

amazon	Microsoft	APPTIO
PACCAR	Expedia	salesforce

SPRING DISTRICT STATION
1.4 MILE WALK

BELRED STATION
0.3 MILE WALK

RADIANCE TOWER

A PREMIER DEVELOPMENT PLAY
The site's exceptional proximity to high-frequency transit and world-class corporate neighbors establishes Radiance Tower as a true "core" development site, purpose-built for high-density residential and innovation-focused uses.

Investment Highlights



MUR-H ZONING UPSIDE

Radiance Tower's recent Highrise Residential Mixed-Use (MUR-H) designation materially shifts the site's highest and best use from legacy office to future high-density residential or mixed-use redevelopment. MUR-H supports up to 250' in height, and maximum FAR 8.0 and Unlimited for Nonresidence and Residence, respectively.



IN-PLACE INCOME WITH FLEXIBLE SITE CONTROL

The property is fully occupied today, providing interim income to help offset holding costs, generating \pm \$160,000/year in NOI. Existing redevelopment clauses create flexibility to recapture the site on a shorter-term development timeline.



TRANSIT-ORIENTED BELLEVUE LOCATION

Proximity to the Spring District and the Sound Transit East Link Extension supports a compelling transit-oriented development story and strengthens long-term redevelopment appeal. The Crosslake Connection (Seattle to Bellevue) opened in March, 2026, providing easy access for an average 3 million monthly Seattle riders to the greater Eastside, and vice-versa.

Investment Highlights



SURROUNDED BY MAJOR EMPLOYMENT DRIVERS

Radiance Tower sits within Bellevue's innovation corridor, with immediate access to major employers including Microsoft, Meta, and Amazon, supporting durable long-term residential demand.



AFFLUENT DEMOGRAPHICS

Bellevue's population exceeds 150,000 with a median household income of approximately \$170,784, among the highest in the region, supporting reliable tenant demand and long-term land value appreciation.



CONTINUED DEMAND FOR HOUSING EXPANSION

Bellevue's 2044 Comprehensive Plan calls for 35,000 new housing units, highlighting the city's long-term need for additional residential supply as employment and population continue to grow. Radiance Tower is well positioned to capitalize on the long-term housing demand, supported by nearby major employers, approximately 3% average annual apartment rent growth over the past 10 years, and a relatively tight 5% vacancy rate.

Property Overview



1801 130th Ave NE
Bellevue, WA 98005

Parcel Number 282505-9228

Year Built 1973

Building SF 8,805 SF

Lot Size 28,235 SF (0.65 Acres)

Zoning **CURRENT ZONING:**
BR-RC-1
(BelRed – Residential/Commercial – 1)

REDESIGNATED ZONING:
MUR-H
(Mixed-Use Residential Highrise)

Construction Wood Frame

Parking 39 Stalls (4.43/1,00 SF)

Zoning & Development Opportunity

MUR-H ZONING PLAY



REDMOND TECH HUB
15 MIN DRIVE | 3-5 MIN TRAIN RIDE

Microsoft	Nintendo	amazon
Google	Meta	343 INDUSTRIES
SPACE X	amazon leo	KYMETA
AERJET ROCKETDYNE <small>An LHarris Technologies Company</small>	MOJANG	SAMSUNG

REDESIGNATED: MIX-USE RESIDENTIAL HIGHRISE (MUR-H)

Allows building heights up to 250 feet. Purpose-built for high density innovation cores with simplified parking maximums.

BELRED STATION
0.3 MILE WALK



REGIONAL ARTERIAL (SR-520)
IMMEDIATE ON-RAMP ACCESS TO REDMOND AND SEATTLE

RADIANCE TOWER

A CAPTIVE & HIGH-INCOME 3-MILE RADIUS TALENT POOL



±143,388
2030 PROJECTED POPULATION



±19.1%
25-34 AGE COHORT (PRIME RENTER BASE)



±60,479
2030 PROJECTED HOUSEHOLDS



\$170,784
MEDIAN HH INCOME

Zoning Evolution & Redevelopment Potential

WHAT IS LUCA?

The BelRed Look Forward Land Use Code Amendment (LUCA) modernizes zoning around new light rail stations. This initiative aligns with Bellevue's 2024 Comprehensive Plan to drastically increase housing and job capacity through 2044.



EXISTING ZONING FRAMEWORK (BR-RC-1)

- **CURRENT CAP:** High-density residential limited to approximately 14 stories.
- **CONSTRAINTS:** Managed under older code (LUC 20.25D) with restrictive commercial allowances.
- **IMPACT:** Historic parking minimums significantly increase costs and limit unit density.



THE VISION FOR BELRED SUBAREA

PROPOSED BELRED LUCA UPDATES (MUR-H)

- **EPICENTER DENSITY:** Targeted for Highrise Residential Mixed Use with allowable heights reaching 250 feet.
- **ARTS DISTRICT INTEGRATION:** Mandated ground-floor activation featuring creative retail, galleries, and artist live/work spaces.
- **TRANSIT CONNECTIVITY:** Seamless integration with Spring Boulevard and direct platform access via Sound Transit Access Improvements (TAI).
- **PARKING REFORM:** Elimination of parking minimums to drastically reduce structured parking CapEx and maximize density.

Current & Proposed Zoning

MAXIMIZING TRANSIT-ORIENTED DEVELOPMENT (TOD) POTENTIAL



CURRENT BR-RC-1 ZONING

- **HEIGHT:** Limited to ±14 Stories.
- **PARKING:** High-cost mandated minimums.
- **USES:** Limited mixed-use flexibility.
- **YIELD:** Lower density due to code restrictions.



PROPOSED MUR-H ZONING

- **HEIGHT:** High-rise up to 250 Feet.
- **PARKING:** No Minimums near transit hub.
- **USES:** Vibrant Arts District & Retail anchors.
- **YIELD:** Maximum land value capture.



UNLOCKING TOD REDEVELOPMENT POTENTIAL

The BelRed Look Forward LUCA transforms the 130th Ave Station Area into Bellevue's premier high-rise hub. By unlocking **250-foot verticality** and removing parking mandates directly adjacent to the light rail, this node offers unmatched yield-on-cost and long-term value appreciation.

Rent Roll

AS OF **APRIL 2026**

Tenant Name	Suite	Square Feet	Lease Comm.	Lease Exp.	Annual Rent/SF	Base Rent/Mo.	Base Rent/Yr.	Pro Forma Rent/Yr	Rent Increase	Lease Type
Eastside Apostolic Church	100	2,978 SF	8/1/24	7/31/27	\$17.16	\$4,259	\$51,104	\$59,560	16.55%	NNN
Y & B Dental Lab, Inc	101	775 SF	10/1/25	9/30/28	\$20.55	\$1,327	\$15,924	\$16,945	3.99%	NNN
Superior Leather Design	102	1,015 SF	7/1/25	6/30/27	\$15.00	\$1,269	\$15,228	\$20,300	4.96%	NNN
Payam Music, Inc.	200A	865 SF	12/1/23	11/30/28	\$19.85	\$1,431	\$17,172	\$18,411	5.03%	NNN
Payam Music, Inc.	200B	652 SF	2/1/25	1/31/28	\$21.42	\$1,164	\$13,968	\$14,676	5.07%	NNN
Novus Dental Laboratory	201	2,520 SF	7/1/15	MTM	\$18.74	\$3,936	\$47,229	\$50,400	6.71%	NNN
Total		8,805 SF			\$18.24 (avg)	\$13,385	\$160,624	\$180,292		

Nearby Developments



1.9 MILES FROM THE OFFERING

BELLEVUE 600

Amazon's landmark two-tower campus is now the primary central hub for 15,000+ Eastside-based employees. With the 2 Line Light Rail now fully operational and adjacent to the site, this 1.8M SF employment center is seamlessly integrated into the regional transit network.

TOWER 1: 43 Stories | 600 FT | ±1,036,000 SF

TOWER 2: 27 stories | ±764,000 SF

PARKING: ±1,175 stalls (shared underground)



CROSSLAKE CONNECTION
NOW OPEN

2 LINE LIGHT RAIL OPENING & CONNECTIVITY

The grand opening of the full 2 Line (East Link) has fundamentally transformed Eastside mobility. The "Crosslake Connection" now provides direct, high-frequency rail service from the BelRed corridor through Mercer Island to Downtown Seattle.

DIRECT ACCESS: Integrated with the BelRed Link station platform.

RAPID CONNECTIVITY: 8-minute peak-hour headways to major hubs.

REGIONAL GROWTH: Directly fueling TOD redevelopment in the BelRed node.

Right Next Door: The Spring District

Located approximately 1 mile from the Subject Property, the Spring District is Bellevue's premier transit-oriented, mixed-use neighborhood spanning approximately 36 acres within the Bel-Red Corridor. Purpose-built to support innovation-driven companies and modern urban living, the district is anchored by a Sound Transit light rail station that connects Microsoft's Redmond campus, Downtown Bellevue, and Downtown Seattle.

Upon full buildout, the Spring District will comprise over 3.3 million square feet of total space, including Class A office, residential, retail, hospitality, and civic uses. The project has already attracted major corporate tenancy including Meta and the Global Innovation Exchange, while delivering an increasingly vibrant residential base supported by ground-floor retail, restaurants, and public open space.



COMPLETED PROJECTS



2044 Comprehensive Plan: Growth at Scale

Bellevue’s plan targets **70,000 new jobs** and **35,000 housing units** by 2044, reinforcing its role as a regional economic engine. Transit-oriented development in Downtown, BelRed, and Wilburton will create vibrant mixed-use neighborhoods connected by light rail and multimodal networks.

MULTIFAMILY PIPELINE

16,500+ UNITS

Active Planning & Review
(Estimate)

±1,100 UNITS

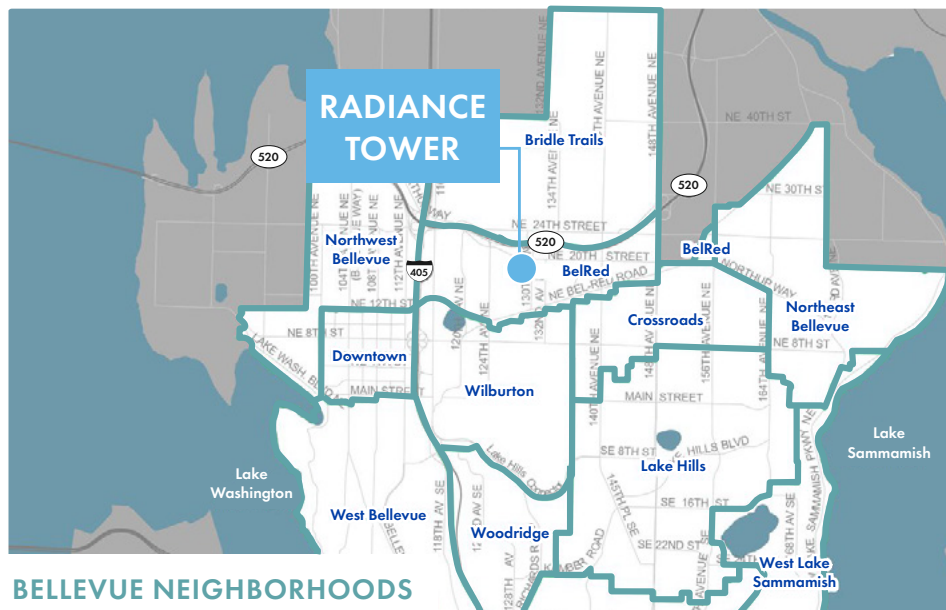
Under Construction

5,700 UNITS

Affordable Housing Mandate
(Next 10 Years)

1,750 UNITS/YEAR

Average Delivery to Hit Goal



DEMOGRAPHIC OUTLIER

Bellevue stands out nationally for its **wealth and education levels**. The median household income within a 3-mile radius is projected to reach **\$170,949** by 2026, compared to the U.S. median of roughly \$74,000. Average household income exceeds \$250,000, more than double the national average. Education levels are equally impressive—**76% of residents hold a bachelor’s or graduate degree**, compared to about 35% nationally. Bellevue also ranks as one of the **highest spending potential indexes**, (200+ across retail, dining, and travel), positioning them as a premium market for upscale housing, amenities, and job creation.



Transit & Connectivity

The Offering is conveniently situated just 0.3 miles from the new BelRed Station, the primary transit catalyst driving the subarea's massive redevelopment. As a focal point on the Sound Transit 2 Line, this location provides traffic-free, immediate access to the region's premier tech and employment hubs.

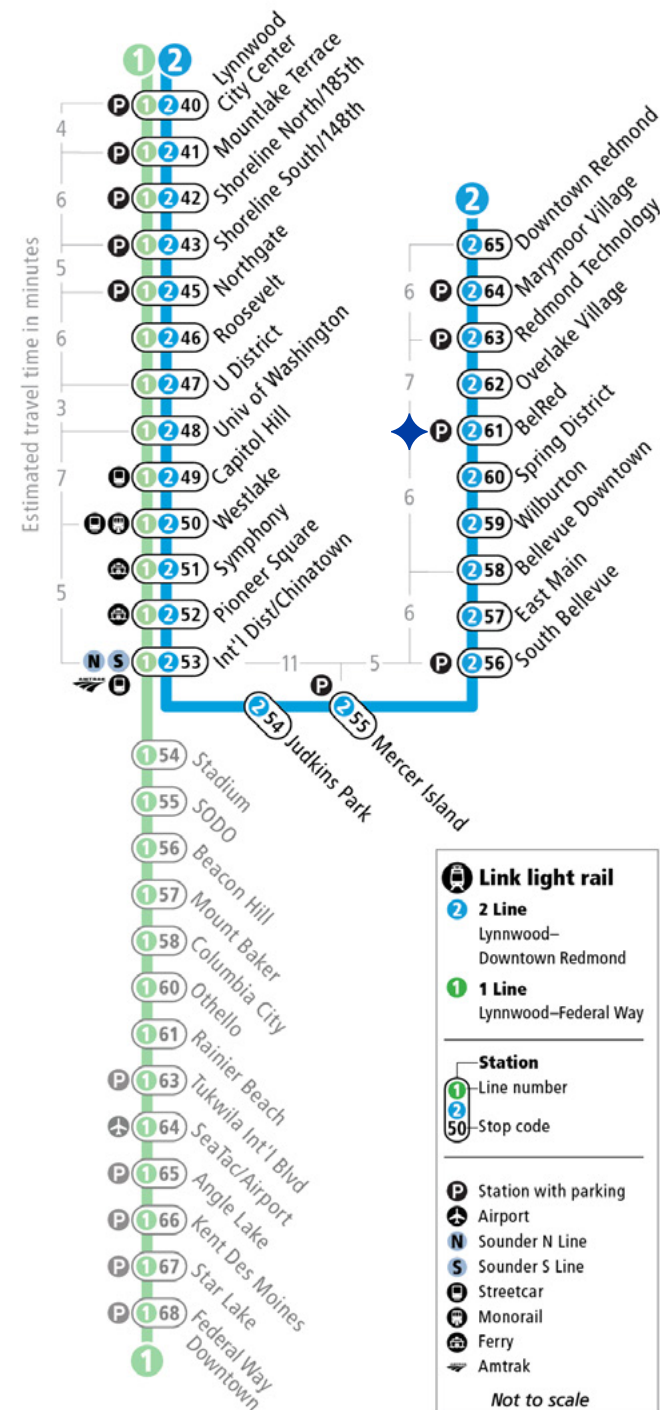
Supported by the newly constructed Spring Boulevard arterial, the BelRed Station area is highly optimized for multimodal connectivity, featuring dedicated bike corridors, expansive pedestrian streetscapes, and direct integration into Bellevue's emerging high-density Arts District.

LINK LIGHT RAIL RIDE TIMES:

MICROSOFT / REDMOND TECH: 3-5 Minutes

DOWNTOWN BELLEVUE: 6-8 Minutes

DOWNTOWN SEATTLE: 22-25 Minutes



Major Nearby Attractions

Bellevue's commercial viability is supported by a high-density "urban-natural" framework. The city's central business district is anchored by a high concentration of luxury retail and significant parkland, which stabilizes adjacent property values and ensures a permanent resident base for mixed-use developments.



World-Class Retail Core

Anchored by The Bellevue Collection and The Bravern, featuring over 250 luxury and lifestyle brands and acting as the primary luxury retail draw for the entire Pacific Northwest.



Bellevue Downtown Park

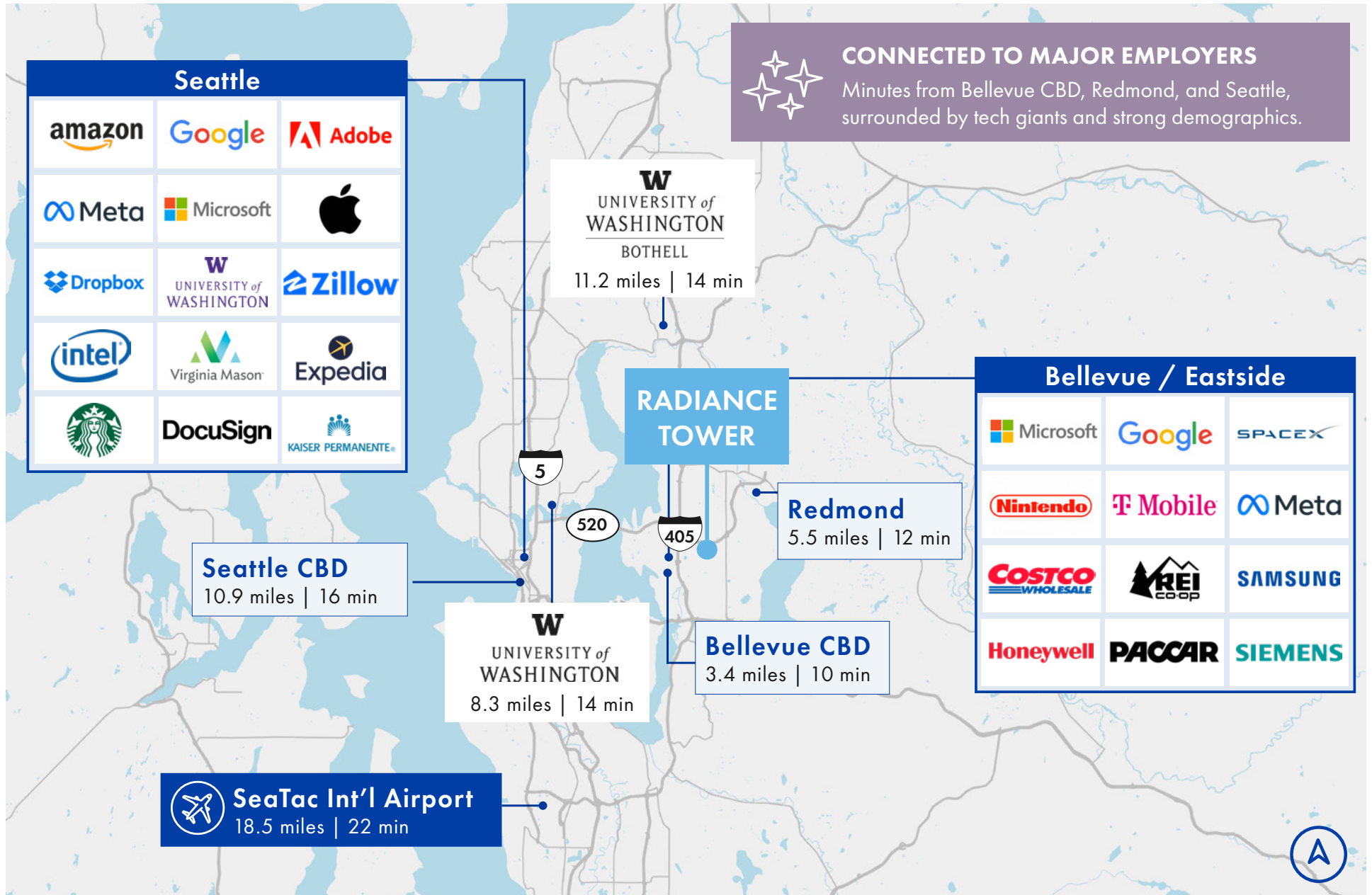
The 21-acre Downtown centerpiece serves as the city's gathering point, driving foot traffic and residential appeal.



"City in the Park" Philosophy

Bellevue lives up to its "City in the Park" name with 2,700+ acres of green space and an extensive trail system. Just 1.1 miles away, the Cross Kirkland Corridor and the SR 520 Trail East Trailhead offer easy access to miles of regional paths—connecting you to nearby neighborhoods, transit hubs, and iconic routes like the Burke-Gilman.

Regional Map & Drive Times



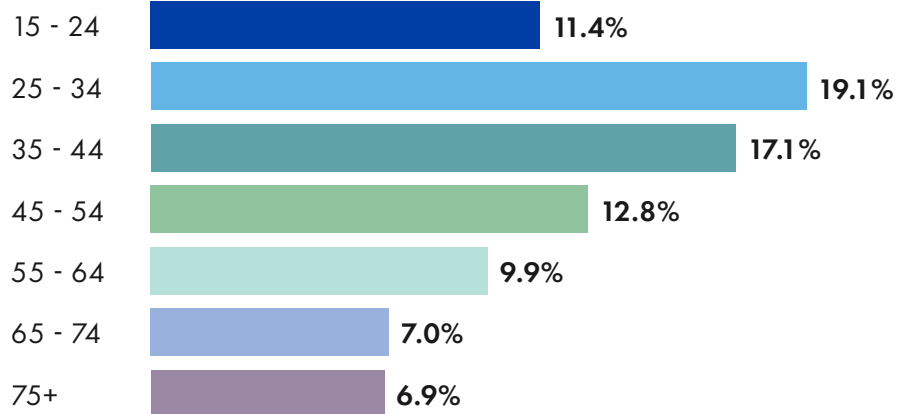
Local Demographics

IN A 3-MILE RADIUS

Population



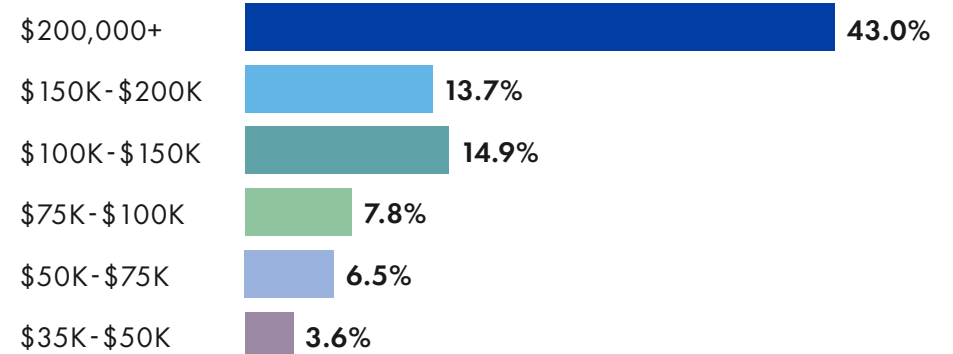
Age



Households



Income By Household

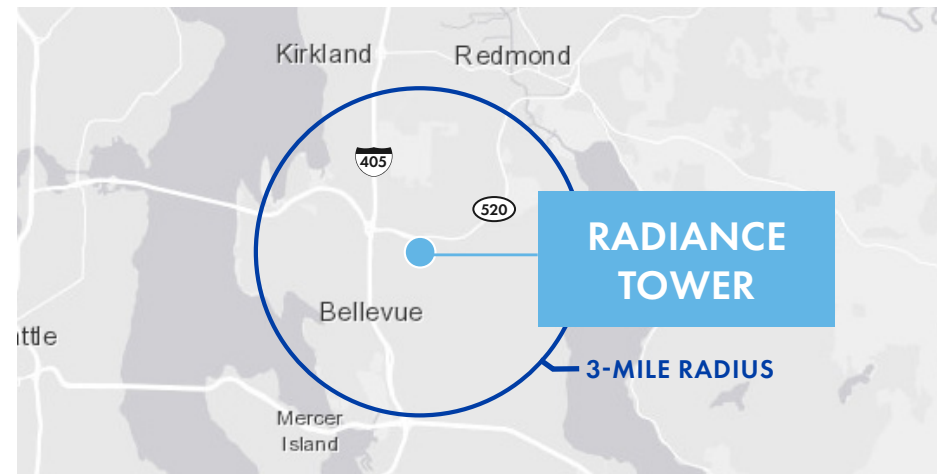


\$247,299

AVERAGE
HOUSEHOLD INCOME


\$170,784

MEDIAN
HOUSEHOLD INCOME



Bellevue: The Eastside's Economic Center

Bellevue is the business and cultural heart of the Eastside, consistently ranked among the **most desirable cities in the Pacific Northwest**. It is home to a **thriving tech ecosystem, world-class retail, and a highly educated, affluent population**. With proximity to Seattle and strong connectivity via I-405 and SR-520, Bellevue attracts global companies and talent, making it one of the fastest-growing employment centers in Washington.





Northmarq

OFFERED EXCLUSIVELY BY

RJ VARA

Senior Vice President

206.584.6195

rvara@northmarq.com

License: WA 135292

JOHN MARKS

Associate Vice President

425.299.8048

jmarks@northmarq.com

License: WA 139009

DEBT & EQUITY

STUART OSWALD

Managing Director

425.974.1005

soswald@northmarq.com

JACK BELL

Associate Producer

425.974.1058

jbell@northmarq.com

JACK HINCHCLIFFE

Associate

206.743.6999

jhinchcliffe@northmarq.com

License: WA 24028466

KEVIN ADATTO

License: WA 21038208

Northmarq

130 Nickerson St, Suite 200

Seattle, WA 98109

Commercial Real Estate

Debt + Equity | Investment Sales | Loan Servicing | Fund Management

northmarq.com

This Offering Memorandum has been prepared solely for informational purposes to assist prospective investors in evaluating a potential real estate investment opportunity. Northmarq makes no guarantees, representations, or warranties of any kind, expressed or implied, regarding the information including, but not limited to, warranties of content, completeness, accuracy, reliability, and fitness for any particular purpose. This document does not constitute an offer to sell or a solicitation of an offer to buy any securities, nor shall it be construed as investment, legal, or tax advice. Prospective investors are encouraged to conduct their own independent due diligence and consult with their financial, legal, and tax advisors before making any investment decisions. The projections, assumptions, and forward-looking statements included in this memorandum are for illustrative purposes only and are subject to significant uncertainties and risks. Actual results may differ materially from those expressed or implied. Past performance is not indicative of future results. By accepting this memorandum, the recipient agrees to keep its contents confidential and not to disclose or reproduce it, in whole or in part, without prior written consent. Neither the property owner nor any of its affiliates shall be liable for any loss or damage arising from reliance on the information contained herein. The use of any graphics or logos in this memorandum is for marketing purposes only, and does not in any way imply any ownership, use, or affiliation with the real estate that is the subject of this memorandum. ANY RELIANCE ON THE CONTENT OF THIS OFFERING MEMORANDUM IS SOLELY AT YOUR OWN RISK. © 2026. All rights reserved.