



STORES FOR LEASE
1515 LEE STREET
DES PLAINES, IL



FEATURES

- + Major Community Center - 137,880 SF
- + Dense Population - Surrounded by rooftops
- + High Traffic Counts - Over 45,000 VPD
- + Daily Traffic Generation with Grocery and Fitness anchors
- + Retail Destination - Dozens of National Chains at or near this intersection



JOIN AREA RETAILERS



WWW.CBRE.US/OAKS

EXCLUSIVE AGENTS

SEAN MCCOURT
SENIOR VICE PRESIDENT
+1 312 297 7688
sean.mccourt@cbre.com

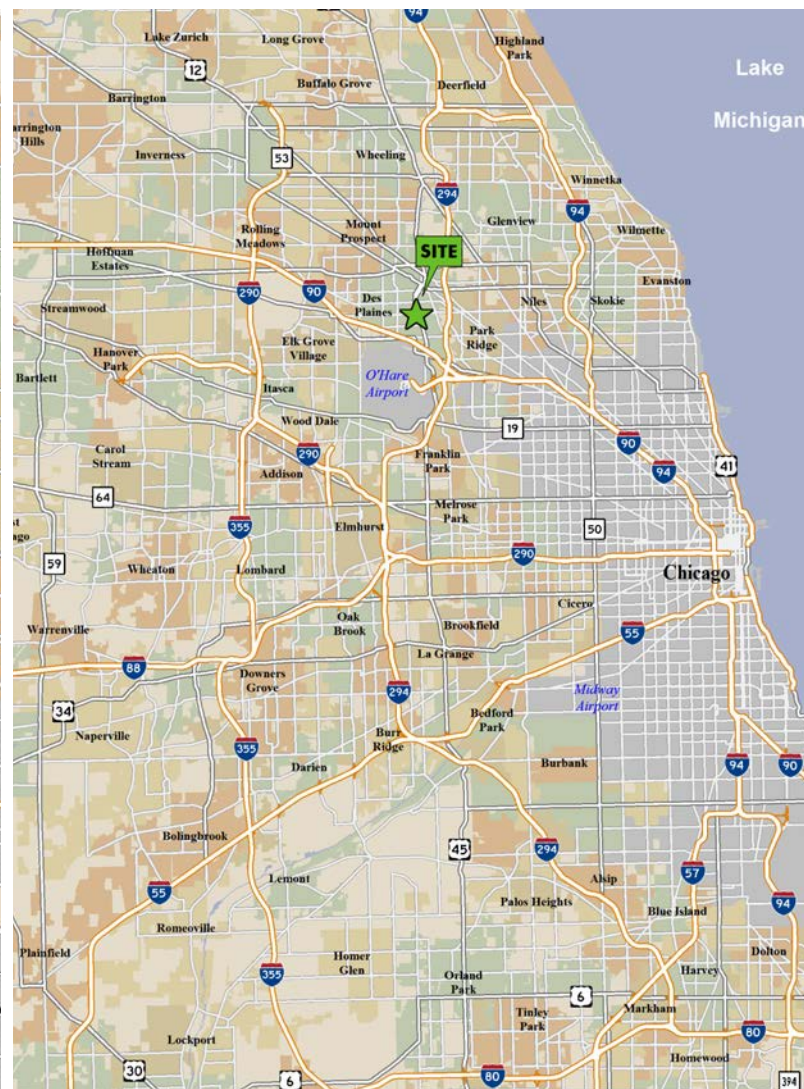
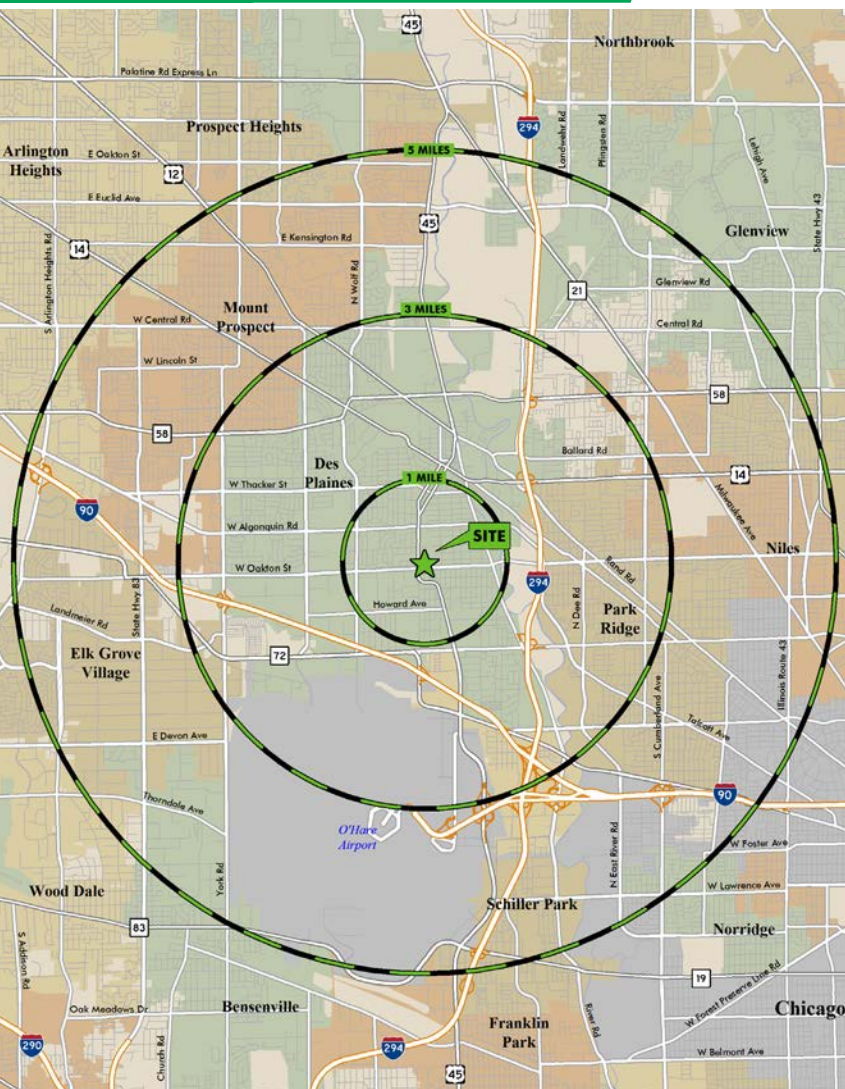
JOE PARROTT, CRRP, CRX, CLS
SENIOR VICE PRESIDENT
+1 312 297 7680
joe.parrott@cbre.com



AREA RETAIL



AREA INFORMATION



WITHIN 5 MILES



POPULATION: 312,522



HOUSEHOLDS: 121,653

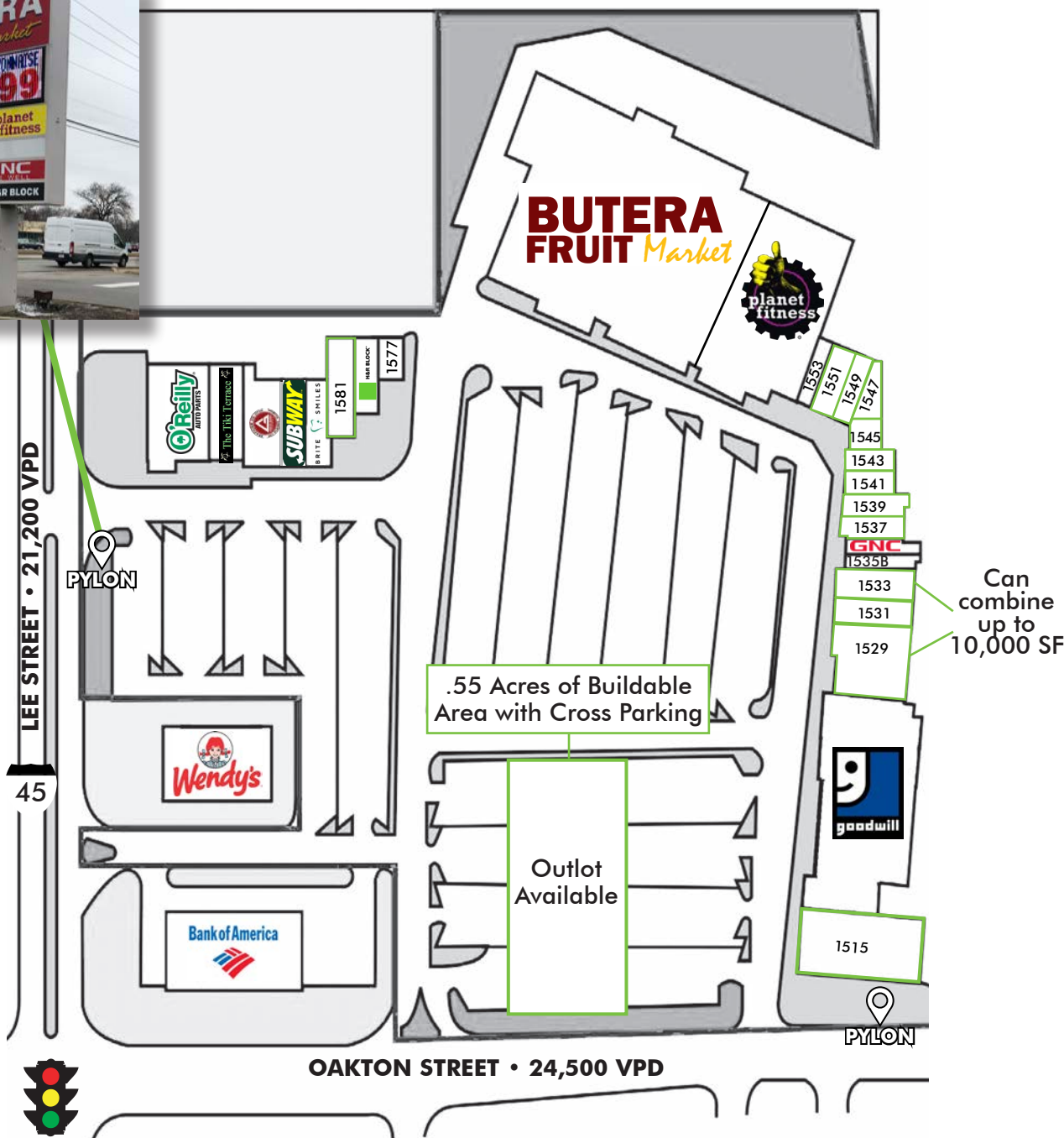


AVERAGE HH INCOME: \$119,243



EXISTING TENANTS

UNIT	TENANT	SIZE
1589	O'Reilly	6,570 SF
1591	TIKI TERRACE	3,130 SF
1587	MARTIAL ARTS	3,000 SF
1585	SUBWAY	1,850 SF
1583	BRITE SMILES	1,946 SF
1579	H&R BLOCK	1,625 SF
1577	Edward Jones	1,000 SF
1555	BUTERA	45,225 SF
1554	planet fitness	20,764 SF
1553	US NAILS	900 SF
1535A	GNC	1,600 SF
1535B	CLIP JOINT	1,600 SF
1527-1519	Goodwill	19,075 SF
LOT 1	Wendy's	3,100 SF
LOT 2	Bank of America	5,800 SF









AVAILABLE SPACE

UNIT	SIZE	UNIT	SIZE
1581	2,250 SF	1539	1,500 SF
1551	1,200 SF	1537	1,500 SF
1549	1,165 SF	1533	2,550 SF
1547	1,500 SF	1531	1,700 SF
1545	900 SF	1529	5,750 SF
1543	1,200 SF	1515	7,180 SF
1541	1,200 SF		

DEMOGRAPHICS

1515 LEE ST

	1 MILE	3 MILES	5 MILES	7 MILES
 POPULATION				
2023 Population - Current Year Estimate	19,762	121,249	312,522	605,272
2028 Population - Five Year Projection	19,540	119,401	306,919	592,917
2020 Population - Census	19,967	122,415	315,855	614,841
2010 Population - Census	19,571	118,314	304,742	592,830
2020-2023 Annual Population Growth Rate	-0.32%	-0.29%	-0.33%	-0.48%
2023-2028 Annual Population Growth Rate	-0.23%	-0.31%	-0.36%	-0.41%
 HOUSEHOLDS				
2023 Households - Current Year Estimate	7,774	47,412	121,653	235,568
2028 Households - Five Year Projection	7,865	47,426	121,221	234,059
2010 Households - Census	7,615	45,588	118,218	229,037
2020 Households - Census	7,799 95.1%	47,209 94.0%	121,652 94.9%	236,555 95.1%
2020-2023 Compound Annual Household Growth Rate	-0.10%	0.13%	0.00%	-0.13%
2023-2028 Annual Household Growth Rate	0.23%	0.01%	-0.07%	-0.13%
2023 Average Household Size	2.50	2.52	2.53	2.54
 HOUSEHOLD INCOME				
2023 Average Household Income	\$102,423	\$110,101	\$119,243	\$124,004
2028 Average Household Income	\$117,932	\$125,796	\$136,185	\$141,050
2023 Median Household Income	\$71,987	\$77,104	\$82,810	\$85,771
2028 Median Household Income	\$82,553	\$86,308	\$93,807	\$97,737
2023 Per Capita Income	\$39,939	\$42,971	\$46,496	\$48,331
2028 Per Capita Income	\$47,012	\$49,870	\$53,870	\$55,758
 HOUSING UNITS				
2023 Housing Units	8,234	50,779	128,929	249,104
2023 Vacant Housing Units	460 5.6%	3,367 6.6%	7,276 5.6%	13,536 5.4%
2023 Occupied Housing Units	7,774 94.4%	47,412 93.4%	121,653 94.4%	235,568 94.6%
2023 Owner Occupied Housing Units	5,952 72.3%	32,809 64.6%	86,186 66.8%	173,377 69.6%
2023 Renter Occupied Housing Units	1,822 22.1%	14,603 28.8%	35,467 27.5%	62,191 25.0%
 EDUCATION				
2023 Population 25 and Over	14,708	88,961	229,600	443,870
HS and Associates Degrees	7,538 51.3%	40,626 45.7%	103,019 44.9%	202,305 45.6%
Bachelor's Degree or Higher	5,342 36.3%	38,495 43.3%	106,619 46.4%	203,362 45.8%
 PLACE OF WORK				
2023 Businesses	692	4,894	14,214	25,877
2023 Employees	10,188	83,725	256,218	460,433

EXCLUSIVE AGENTS

SEAN MCCOURT

SENIOR VICE PRESIDENT

+1 312 297 7688

sean.mccourt@cbre.com

JOE PARROTT, CRRP, CRX, CLS

SENIOR VICE PRESIDENT

+1 312 297 7680

joe.parrott@cbre.com

© 2021 CBRE, Inc. All rights reserved. This information has been obtained from sources believed reliable, but has not been verified for accuracy or completeness. Any projections, opinions, or estimates are subject to uncertainty. The information may not represent the current or future performance of the property. You and your advisors should conduct a careful, independent investigation of the property and verify all information. Any reliance on this information is solely at your own risk. CBRE and the CBRE logo are service marks of CBRE, Inc. and/or its affiliated or related companies in the United States and other countries. All other marks displayed on this document are the property of their respective owners. Photos herein are the property of their respective owners and use of these images without the express written consent of the owner is prohibited.